



IMPALA PLATINUM LIMITED

SOCIAL AND LABOUR PLAN
AND
SECTION 102 APPLICATION



SUBMISSION DATES

27 February 2015 • 8 June 2016 • 28 September 2018
November 2020 • June 2021

CONTENTS

SOCIAL AND LABOUR PLAN AND SECTION 102 APPLICATION

RESUBMITTED DOCUMENT

27 February 2015 PAGE 3


SUBMITTED DOCUMENT

June 2016 PAGE 183

28 September 2018 PAGE 241

November 2020 PAGE 273

June 2021 PAGE 301





IMPALA PLATINUM LIMITED

**SOCIAL AND
LABOUR PLAN**



RESUBMITTED DOCUMENT
27 February 2015



CONTENTS

LIST OF ABBREVIATIONS.....	8
INTRODUCTION AND PREAMBLE.....	11
1.1 INTRODUCTION.....	12
1.1.1 OVERVIEW.....	12
1.1.2 STRUCTURE OF THIS DOCUMENT.....	12
1.2 PREAMBLE – IMPALA PLATINUM HOLDINGS LIMITED HEAD OFFICE	17
1.2.1 NAME OF HOLDING COMPANY	17
1.2.3 PHYSICAL ADDRESS & POSTAL ADDRESS.....	17
1.2.4 TELEPHONE NUMBER & FAX NUMBER.....	17
1.2.5 LOCATION OF HEAD OFFICE	17
1.2.6 FINANCIAL YEAR.....	17
1.3 PREAMBLE – IMPALA PLATINUM LIMITED RUSTENBURG OPERATIONS	20
1.3.1 NAME OF COMPANY	20
1.3.2 NAME OF THE MINE	20
1.3.3 PHYSICAL ADDRESS & POSTAL ADDRESS.....	20
1.3.4 TELEPHONE NUMBER & FAX NUMBER.....	20
1.3.5 LOCATION OF THE MINE	20
1.3.6 COMMODITY	20
1.3.7 LIFE OF MINE	20
1.3.8 FINANCIAL YEAR.....	20
1.3.9 SIZE AND COMPOSITION OF WORKFORCE.....	20
1.3.9.1 WORKFORCE DIRECTLY EMPLOYED BY THE IMPALA RUSTENBURG OPERATIONS	20
1.4 PREAMBLE – IMPALA PLATINUM REFINERIES	33
1.4.1 NAME OF COMPANY	33
1.4.2 NAME OF THE REFINERY	33
1.4.3 PHYSICAL ADDRESS & POSTAL ADDRESS.....	33
1.4.4 TELEPHONE NUMBER & FAX NUMBER.....	33
1.4.5 LOCATION OF THE OPERATION.....	33
1.4.6 FINANCIAL YEAR.....	33
1.4.7 SIZE AND COMPOSITION OF WORKFORCE.....	33
1.4.7.1 WORKFORCE DIRECTLY EMPLOYED BY IMPALA PLATINUM REFINERIES	33
1.4.8 GEOGRAPHIC ORIGIN OF WORKFORCE	35
1.5 SUMMARY OF WORKFORCE AT IMPALA PLATINUM LIMITED	39
HUMAN RESOURCES DEVELOPMENT	41
2.1 HUMAN RESOURCE DEVELOPMENT PROGRAMMES	42
2.1.1 GENERAL OVERVIEW	42
2.1.2 IMPALA PLATINUM LIMITED: TRAINING VENUES AND FACILITIES	43
2.2 SKILLS DEVELOPMENT PLAN	46
2.2.1 OVERVIEW.....	46
2.2.2 FUNCTIONAL LITERACY & NUMERACY.....	46
2.2.3 LEARNERSHIPS	50
2.2.4 SKILLS DEVELOPMENT PROGRAMMES	55
2.2.5 PORTABLE SKILLS TRAINING	57
2.2.6 TRAINING IN CORE BUSINESS AREAS	62
2.3 CAREER PATH PLAN	65



2.3.1 UNDERTAKING.....	65
2.3.2 STRATEGIC PLANS.....	65
2.4 MENTORSHIP PLAN	71
2.4.1 UNDERTAKING.....	71
2.4.2 STRATEGIC PLAN - MENTORING OF EMPLOYEES.....	71
2.5 BURSARY, GRADUATE/DIPLOMAT & INTERNSHIP PROGRAMME PLAN	74
2.5.1 UNDERTAKING	74
2.5.2 STRATEGIC PLANS.....	74
2.6 EMPLOYMENT EQUITY PLAN.....	79
2.6.1 OVERVIEW.....	79
2.6.2 UNDERTAKING.....	79
2.6.3 STRATEGIC PLANS FOR EMPLOYMENT EQUITY	79
2.6.3.1 Principles for Employment Equity at Impala Platinum.....	79
2.6.3.2 Management of Employment Equity Plans at Impala Platinum.....	80
2.6.3.3 Strategic Plans for achieving HDSAs in Management at Impala Platinum	80
SOCIO-ECONOMIC DEVELOPMENT PROGRAMMES.....	83
3.1 SOCIO-ECONOMIC PROFILES & KEY ECONOMIC ACTIVITIES OF THE AFFECTED AREAS	84
3.1.1 INTRODUCTION.....	84
3.1.2 NORTH WEST PROVINCE.....	84
3.1.2.1 SOCIO-ECONOMIC PROFILE AT PROVINCIAL LEVEL	84
3.1.2.2 KEY ECONOMIC ACTIVITIES AT PROVINCIAL LEVEL	85
3.1.3 GAUTENG	86
3.1.3.1 SOCIO-ECONOMIC PROFILE AT PROVINCIAL LEVEL	86
3.1.3.2 KEY ECONOMIC ACTIVITIES AT PROVINCIAL LEVELS.....	86
3.1.4 EASTERN CAPE.....	87
3.1.4.1 SOCIO-ECONOMIC PROFILE AT PROVINCIAL LEVEL	87
3.1.4.2 KEY ECONOMIC ACTIVITIES AT PROVINCIAL LEVEL	88
3.1.5 BOJANALA PLATINUM DISTRICT MUNICIPALITY	89
3.1.5.1 SOCIO-ECONOMIC PROFILE AT DISTRICT MUNICIPALITY LEVEL	89
3.1.5.2 KEY ECONOMIC ACTIVITIES AT DISTRICT MUNICIPALITY LEVEL	91
3.1.7 RUSTENBURG LOCAL MUNICIPALITY	91
3.1.7.1 SOCIO-ECONOMIC PROFILE AT LOCAL MUNICIPALITY LEVEL	91
3.1.7.2 KEY ECONOMIC ACTIVITIES AT LOCAL MUNICIPALITY LEVEL.....	93
3.2 IMPACT OF THE IMPALA PLATINUM LIMITED OPERATIONS.....	94
3.2.1 IMPALA PLATINUM'S COMMITMENT TO SOCIO ECONOMIC DEVELOPMENT	94
3.2.2 PROJECT IDENTIFICATION PROCESS.....	94
3.2.3 PLANNED PROJECTS	97
3.3 HOUSING & LIVING CONDITIONS OF MINE EMPLOYEES	115
3.3.1 CURRENT HOUSING SITUATION AT IMPALA RUSTENBURG OPERATIONS	115
3.3.2 PRINCIPLES BEHIND THE IMPALA RUSTENBURG OPERATIONS' HOUSING POLICY	116
3.3.3 STRATEGIC PLANS.....	117
3.4 NUTRITION PLAN	119
3.4 NUTRITION PROGRAM.....	119
3.4.1 OVERVIEW.....	119
3.4.2 STRATEGIC PLANS.....	119
3.5 PROCUREMENT PLAN.....	120



3.5.1 INTRODUCTION	120
3.5.2 STRATEGY	120
3.5.3 TACTICS	120
3.5.4 CONCLUSION	122
PROCESSES PERTAINING TO THE MANAGEMENT OF DOWNSCALING & RETRENCHMENT	123
4.1 PROCESSES PERTAINING TO MANAGEMENT OF DOWNSCALING & RETRENCHMENT .	124
4.1.1 OVERVIEW & OBJECTIVES	124
4.1.2 FUTURE FORUM	124
4.2 MECHANISMS TO SAVE JOBS AND AVOID JOB LOSSES AND A DECLINE IN EMPLOYMENT	125
4.2.1 UNDERTAKING	125
4.2.2 STRATEGIC PLAN	126
4.3 MECHANISMS TO PROVIDE ALTERNATIVE SOLUTIONS AND PROCEDURES FOR CREATING JOB SECURITY WHERE JOB LOSSES CANNOT BE AVOIDED.	127
4.3.1 UNDERTAKING	127
4.3.2 STRATEGIC PLAN	127
4.4 MECHANISMS TO AMELIORATE THE SOCIAL AND ECONOMIC IMPACT ON INDIVIDUALS, REGIONS AND ECONOMIES WHERE RETRENCHMENT OR CLOSURE OF THE OPERATION IS CERTAIN	130
4.4.1 UNDERTAKING	130
4.4.2 STRATEGIC PLANS	130
FINANCIAL PROVISION	133
5.1 FINANCIAL PROVISION	134
5.1.1 OVERVIEW	134
5.1.2 FINANCIAL PROVISION FOR HUMAN RESOURCE DEVELOPMENT PROGRAMMES	134
5.1.3 FINANCIAL PROVISION FOR LOCAL ECONOMIC DEVELOPMENT	135
5.1.4 FINANCIAL PROVISION FOR THE MANAGEMENT OF DOWNSCALING & RETRENCHMENT	137
UNDERTAKING	139
6.1 STATEMENT OF UNDERTAKING	140
APPENDIX A	143
LOCATION OF IMPALA RUSTENBURG OPERATIONS	143
APPENDIX B	145
FORM Q – THE NUMBER AND EDUCATION LEVELS OF:	145
IMPALA PLATINUM LIMITED HEAD OFFICE	145
IMPALA RUSTENBURG OPERATIONS	145
IMPALA REFINERIES	145
FORM Q: IMPALA PLATINUM LIMITED HEAD OFFICE	146
FORM Q: IMPALA PLATINUM LIMITED RUSTENBURG OPERATION	147
FORM Q: IMPALA PLATINUM LIMITED REFINERIES OPERATION	148
APPENDIX C	149
FORM R – HARD TO FILL VACANCIES FOR	149
IMPALA PLATINUM LIMITED HEAD OFFICE	149
IMPALA RUSTENBURG OPERATIONS	149
FORM R: IMPALA PLATINUM LIMITED HEAD OFFICE	150
FORM R: IMPALA PLATINUM LIMITED RUSTEBURG OPERATIONS	151
FORM R: IMPALA PLATINUM LIMITED REFINERIES OPERATIONS	152



APPENDIX D..... 153

FORM S – EMPLOYMENT EQUITY STATISTICS FOR 153

IMPALA PLATINUM LIMITED HEAD OFFICE..... 153

IMPALA RUSTENBURG OPERATIONS 153

IMPALA REFINERIES..... 153

FORM S: IMPALA PLATINUM LIMITED HEAD OFFICE..... 154

FORM S: IMPALA PLATINUM LIMITED RUSTENBURG OPERATIONS 155

FORM S: IMPALA PLATINUM LIMITED REFINERIES OPERATIONS..... 156

APPENDIX E 157

CAREER DEVELOPMENT PATHS AT IMPALA RUSTENBURG..... 157

APPENDIX G..... 179

CLASSIFICATION OF PORTABLE SKILLS..... 179

A. PORTABLE SKILLS OUTSIDE THE MINING SECTOR 179



LIST OF ABBREVIATIONS

ABET	Adult Basic Education Training
ATR	Annual Training Report
BE	Black Empowered
BEE	Black Economic Empowerment
BI	Black Influenced
BO	Black Owned
CEB	Child of Employee Bursary
CFT	Cross Functional Team
COE	Child of Employee
COM	Chamber of Mines
CSI	Corporate Social Investment
DMR	Department of Mineral Resources
DPLG	Department for Provincial and Local Government
DTI	Department of Trade and Industry
EBDA	Ekurhuleni Business Development Agency
ETD	Education and Training Development
EE	Employment Equity
ESOP	Employee Share Ownership Scheme
ETD	Education, Training and Development
FET	Further Education and Training
FLC	Foundational Learning Competency
FOG	Fall Of Ground
FT	Full Time
FY	Financial Year
GCC	Government Certificate of Competency
GET	General Education and Training
GIS	Geographical Information System
GRCF	Greater Rustenburg Community Foundation
HDSA	Historically Disadvantaged South Africans
HET	Higher Education and Training
HO	Head Office
HoD	Head of Department
HR	Human Resources
HRD	Human Resources Development
HSE	Health, Safety and Environmental
IDP	Integrated Development Plan
IDP	Individual Development Plan
Implats	Impala Platinum Holdings Limited
IRS	Impala Refineries Services
JDF	Joint Development Forum
JIPSA	Joint Initiative for Priority Skills Acquisitions
JR	Junior
JTTT	Joint Technical Task Team
KPI	Key Performance Indicators
LED	Local Economic Development
LRA	Labour Relations Act
LTD	Limited
MOA	Memorandum of Agreement
MPRDA	Mineral and Petroleum Resources Development Act
MQA	Mining Qualifications Authority



NGO	Non-Governmental Organization
NQF	National Qualifications Forum
NRA	National Roads Agency
OLS	Operating License Strategy
PGM	Platinum Group Metal
PGDS	Provincial Growth and Development Strategy
PM	Procurement Manager
PMU	Project Management Unit
PROC	Procurement Department
PT	Part time
PTP	Public Transport Plan
PTY	Proprietary
QLFS	Quarterly Labour Force Survey
QCTO	Quality Council for Trades and Occupations
RDP	Reconstruction and Development Plan
RBA	Royal Bafokeng Administration
RBN	Royal Bafokeng Nation
RCDC	Rustenburg Community Development Centre
RPL	Recognition of Prior Learning
SADB	South African Demarcation Board
SAQA	South African Qualifications Authority
SARS	South African Revenue Services
SEIA	Socio-Economic Impact Analysis
SETA	Sector Education Training Authority
SLP	Social and Labour Plan
SME	Small to Medium Enterprise
SMME	Small, Medium and Micro Enterprise
StatsSa	Statistics South Africa
SR	Senior
UIF	Unemployment Insurance Fund
VAT	Value Added Tax
WSP	Workplace Skills Plan
YTD	Year To Date

Definition of Paterson Grading:

- Board
- Top Management (E – Level: Upper & F - Level)
- Senior Management (E – Level: Lower)
- Middle Management (D – Level: Upper)
- Junior Management (D – Level: Lower)
- Supervisors and Technically Skilled Personnel (C – Level)
- Semi-skilled and Discretionary decision making (B – Level)
- Unskilled and Defined decision making (A – Level)

SECTION 1

Introduction and Preamble



IMPALA PLATINUM LIMITED

SOCIAL AND LABOUR PLAN



SECTION 1

1.1 INTRODUCTION

1.1.1 OVERVIEW

A Social and Labour Plan (SLP) is a prescribed requirement of the minerals legislation (the Mineral and Petroleum Resources Development Act (28/2002) (MPRD Act)) to be in place for the life of every mining right¹. The SLP is required to be more than a statement of intent with regards to Human Resource Development, Local Economic Development and The Management of Downscaling and Retrenchment. The plan is a summary of principles and policies to guide the implementation of specific programmes which aim to aid socio-economic development and economic growth in the mine community on an on-going basis. Progress with regards to the specific projects and the mine's contributions to socio-economic development will be reported on annually in the SLP Reports to be submitted to the regional offices of Department of Mineral Resources or any drop-off place as communicated by the DMR officials. The objectives of the SLP (section 41 of the Regulations) are to:

- Promote employment and advance the social and economic welfare of all South Africans;
- Contribute to the transformation of the mining industry;
- Ensure that holders of mining rights contribute towards the socio-economic development of the areas in which they are operating.

1.1.2 STRUCTURE OF THIS DOCUMENT

Impala Platinum Holdings Limited's (Implats) primary mining operation (Figure 1.1), Impala Platinum Limited, operates Impala Rustenburg Operation's lease area on the western limb of the Bushveld Complex, north of the town of Rustenburg in the North West Province (Appendix A). The mining operations cover an area of approximately two hundred and sixty (260) square kilometers and include fifteen (15) operating vertical shafts, five (5) associated with declines and three shafts under construction. In addition to the mining operation, Impala Platinum Limited includes Mineral Processes; the group's smelting and concentrating plants, also located on the Impala Rustenburg Operation's lease area, and the Impala Platinum Refineries, which includes both the base and platinum metals refineries, in the town of Springs, Gauteng. (See Figure 1.1)

The company has undertaken to ensure the social and labour provisions, as set out in the document are adhered to and reported on for the entire company (Impala Platinum Limited) on an annual basis. It is pertinent to note that all employees within the group are employed by Impala Platinum Limited as there are no employees of Implats (the listed holding company) nor Impala Refining Services (IRS). As such the Human Resource Development, Local Economic Development and Closure and Retrenchment Management Programmes at the operations level will be driven from central policies and principles and will be reported against in one company's annual report. In order to streamline the annual reporting requirements and present a coherent social and labour strategy across the company, this SLP will, where necessary, incorporate the Impala Platinum Holdings Limited Head Office and Impala Platinum Refineries structures. As such, Impala Rustenburg Operations will meet the objectives as outlined in this SLP in compliance with the MPRD Act. (See Figure 1.2)



Figure 1.1: Structure of Impala Platinum Holdings Limited

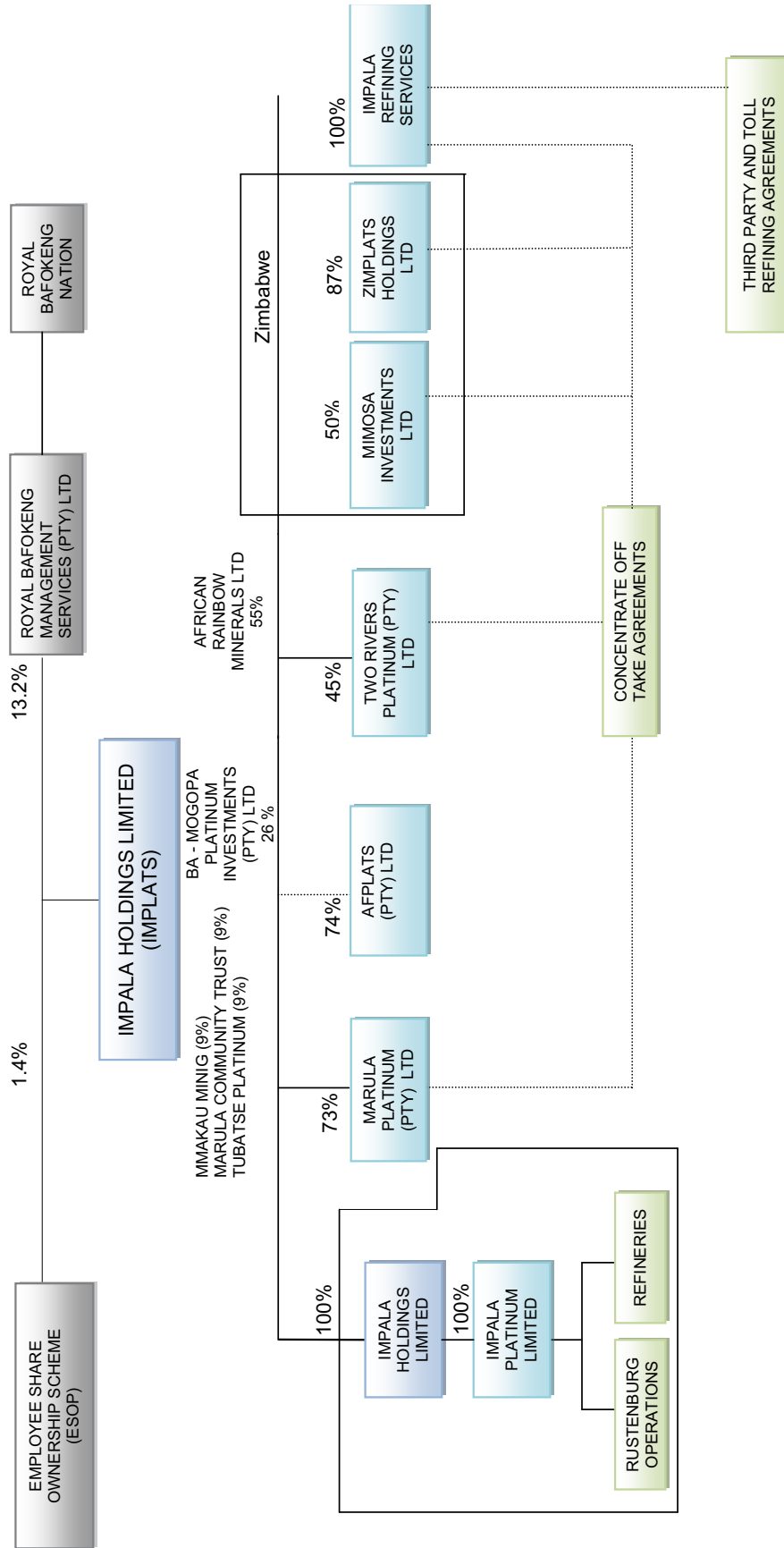
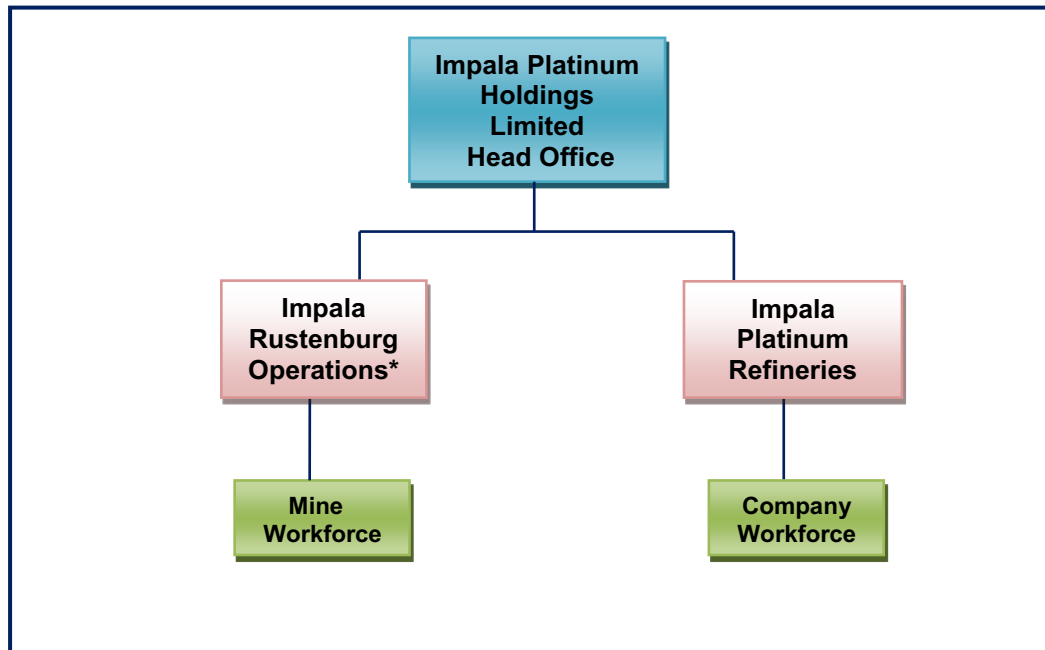


Figure 1.2: Structure of Impala Platinum Limited's Social and Labour Plan



*** Please Note:** The Impala Rustenburg Operations comprise of fifteen (15) operational shafts and a mineral processes plant. The labour force, for both the mine and contractors, fluctuates between fifteen (15) shafts and the mineral processes plant on a monthly basis, according to changes in the business plan. As such, mine or contractor workforce at each of the shafts and plant is not fixed, in order to facilitate labour retention across the whole operation.

The document is structured as follows, in accordance with regulation forty six (46) of the MPRD Act:

- Section 1 - Introduction and Preamble:
 - o Introduction
 - o Preamble – Impala Platinum Holdings Limited Head Office
 - o Preamble – Impala Platinum Limited Rustenburg Operations
 - o Preamble – Impala Platinum Limited Refineries
- Section 2 - Human Resources Development Programmes
- Section 3 - Local Economic Development Programmes
- Section 4 - Processes Pertaining to the Management of Downscaling & Retrenchment
- Section 5 - Financial Provisions for the Implementation of the SLP
- Section 6 – Undertaking



Table 1.1: Summary of Mining Rights Held by Impala Platinum Limited at the Impala Rustenburg Operations

Rights held in terms of Mining Right	Right to Mine	Expiry Date	Option to renew	Property/ Farm Names	Mine Infrastructure (Shafts)
<p>Mining Right Protocol: 597/2008</p> <p>DMR Ref No: NW30/5/1/2/2/1 30 MR</p>	<p>PGM's, nickel, gold, silver and copper</p>	11/12/2018	With right to renew for further intervals of 30 years each until mining is completed.	Boschkoppie 104JQ	6, 8, 12, 20
<p>Mining Right Protocol: 599/2008</p> <p>DMR Ref No: NW30/5/1/2/2/1 31 MR</p>	<p>PGM's nickel ore, gold ore, cobalt, chrome ore, copper ore, silver ore, sulphur, sand manufactured from waste rocks and iron ore.</p>	11/12/2018	With right to renew for further intervals of 30 years each until mining is completed.	<p>Elandsheuvel 282JQ Elandsheuvel 282JQ (Rem) Elandsheuvel 282JQ (Pt.5)</p> <p>Reinkoyalskraal 278JQ</p> <p>Vlakfontein 276JQ Welbekend 117JQ Toulon 111JQ Goedgedacht 114JQ</p> <p>Kleindoornspruit 108JQ Doornspruit Annex 109JQ Goedgedacht 110JQ Hartbeestspruit 88JQ</p>	<p>Nil</p> <p>16 Decline 16 Decline, 17 Decline 16, 16 Decline, 1SVD, 2, 10 10, 17, 17 Decline 10, 11C 10, 11C 10, 11, 11C, 14, 14 Decline 14, 14 Decline, 12, 12N 12N, 20 12, 12N, 20 Nil</p>
<p>Mining Right Protocol: 598/2008</p> <p>DMR Ref No: NW30/5/1/2/2/1 32 MR</p>	<p>PGM's, nickel ore, gold ore, cobalt, copper ore, silver ore, sulphur, sand manufactured from waste rocks and iron ore.</p>	11/12/2018	With right to renew for further intervals of 30 years each until mining is completed.	<p>Kookfontein 265JQ (Pt.12) Uitvalgrond 105 JQ (Pt.1) Uitvalgrond 105 JQ (Rem)</p> <p>Uitvalgrond 105 JQ (Pt.2)</p>	<p>2A, Opencast 6, Opencast 6, Opencast 6, Opencast</p>
<p>Mining Right Protocol:</p>	<p>PGM's, nickel ore,</p>	11/12/2018	With right to renew for	Wildebeestfontein 274JQ	1, 2, 2A, 9, 5, 10



Rights held in terms of Mining Right	Right to Mine	Expiry Date	Option to renew	Property/ Farm Names	Mine Infrastructure (Shafts)
600/2008 DMR Ref No: NW30/5/1/2/2/1 33 MR	gold ore, cobalt, copper ore, silver ore, sulphur, sand manufactured from waste rocks and iron ore		further intervals of 30 years each until mining is complete	Reinkoyalskraal 278JQ Vlakfontein 276JQ Vaalkop 275JQ Kookfontein 265JQ Beerfontein 263JQ Turffontein 262JQ Doornspruit 106JQ Goedgedacht 114JQ Kleindoornspruit 108JQ Goedgedacht 110JQ	1SV, 1SVD, 9, 10 9, 10 2A, EF, 5, 4, 7A, 11, 10, Opencast EF, 2A, Opencast EF, 7A, 4, Opencast 7A, Opencast 7A, 4, 6, 7, 11, 14, 8, Opencast 4, 10, 11, 14 6, 8, 14, 12, 12N 6, 8, 12, 20



1.2 PREAMBLE – IMPALA PLATINUM HOLDINGS LIMITED HEAD OFFICE

1.2.1 NAME OF HOLDING COMPANY

Impala Platinum Holdings Limited

1.2.3 PHYSICAL ADDRESS & POSTAL ADDRESS

No 2 Fricker Road
Illovo
2196

Private Bag X 18
Northlands
2116

1.2.4 TELEPHONE NUMBER & FAX NUMBER

Tel: (011) 731 9000

Fax: (011) 731 9254

1.2.5 LOCATION OF HEAD OFFICE

The Head Office of Impala Platinum Limited is situated in the city of Johannesburg within the Gauteng Province.

1.2.6 FINANCIAL YEAR

1 July to 30 June.

1.2.7 SIZE AND COMPOSITION OF WORKFORCE

Table 1.2: Occupational Distribution of Employees at Impala Platinum Limited Head Office as at June 2013

OCCUPATIONAL LEVEL	Male				Female				Foreign Nationals		TOTAL
	A	C	I	W	A	C	I	W	Male	Female	
Top management	0	0	0	2	0	0	0	1	0	0	3
Senior management	3	1	0	12	1	0	2	3	2	0	24
Professionally qualified and experienced specialists and mid-management	6	1	1	11	3	0	2	6	0	0	30
Skilled technical and academically qualified workers junior management supervisors foremen and superintendents	3	0	2	1	3	0	0	5	0	0	14
Semi-skilled and discretionary decision making	0	0	0	1	2	0	0	4	0	0	7
Unskilled and defined decision making	0	0	0	0	2	0	0	0	0	0	2
TOTAL	12	2	3	27	11	0	4	19	2	0	80



1.2.8 GEOGRAPHIC ORIGIN OF WORKFORCE

Table 1.3: Summary of Labour-Sending areas for Impala Platinum Limited Head Office Personnel as at June 2013²

Labour Sending Area (Province/Country)	District Municipality	Local Municipality	Labour Sending Area (Town)	No. of Employees at Mine (Mine Personnel)	% of Employees per Labour Sending Area
NORTH WEST	Bojanala	Rustenburg	Rustenburg	9	
NORTH WEST TOTAL				9	11%
GAUTENG	City of Johannesburg	City of Johannesburg	Craighall Park	1	
			Halfway House	2	
			Johannesburg	15	
			Midrand	2	
			Orlando	1	
			Parktown	1	
			Randburg	2	
			Roodepoort	4	
			Sandton	1	
	City of Tshwane	City of Tshwane	Centurion	2	
			Moreleta Park	1	
			Pretoria	6	
			Soshanguve	1	
	Ekurhuleni	Ekurhuleni	Alberton	4	
			Benoni	4	
			Boksburg	3	
			Brakpan	2	
			Germiston	2	
			Kempton Park	1	
			Nigel	1	
Springs			4		
Vosloorus			1		
West Rand	Mogale City	Krugersdorp	1		
	Randfontein	Randfontein	1		
Gauteng Total				63	79%
KWA ZULU NATAL	Ethekewini	Ethekewini	Durban	1	
			Phoenix	1	
	Uthungulu	uMhlathuze	Richards Bay	1	
KWA ZULU NATAL TOTAL				3	4%
LIMPOPO	Mopani	Greater Giyani	Giyani	1	
LIMPOPO TOTAL				1	1%
WESTERN CAPE	Cape Winelands	Drakenstein	Paarl	1	
WESTERN CAPE TOTAL				1	1%

² This labour-sending information is based on information received from the workforce directly as at December 2012. This information may change with time and will be updated on an annual basis in the Annual SLP Report.



Labour Sending Area (Province/Country)	District Municipality	Local Municipality	Labour Sending Area (Town)	No. of Employees at Mine (Mine Personnel)	% of Employees per Labour Sending Area
FREE STATE	Lejweleputswa	Matjhabeng	Welkom	2	
FREE STATE TOTAL				2	3%
SWAZILAND			Manzini	1	
SWAZILAND TOTAL				1	1%
GRAND TOTAL				80	100%



1.3 PREAMBLE – IMPALA PLATINUM LIMITED RUSTENBURG OPERATIONS

1.3.1 NAME OF COMPANY

Impala Platinum Limited is a wholly owned subsidiary of Impala Platinum Holdings Limited.

1.3.2 NAME OF THE MINE

Impala Rustenburg Operations

1.3.3 PHYSICAL ADDRESS & POSTAL ADDRESS

Central Offices
Beerfontein
263 JQ
Phokeng
0335
North West Province

PO Box 5683
Rustenburg
0300

1.3.4 TELEPHONE NUMBER & FAX NUMBER

Tel: (014) 569 0000

Fax: (014) 569 6548

1.3.5 LOCATION OF THE MINE

The Impala Rustenburg Operations are located approximately ten (10) kilometers north of the town of Rustenburg in the Rustenburg Local Municipality, within the Bojanala Platinum District Municipality in the North West Province. See Appendix A for the Location Map of the Impala Rustenburg Operations.

1.3.6 COMMODITY

Exportable platinum derived from a converter matte containing the Platinum Group Metals (PGMs), together with metals and minerals found in mineralogical association at a production rate of **710,000** ounces of refined Platinum as reported for FY2013 and about 121.5 million attributable ounces of mineral resources.

1.3.7 LIFE OF MINE

The combined mineral reserves and resources for the four (4) new order mining rights held at Impala Rustenburg Operations and its adjacent prospecting areas are sufficient to sustain a thirty (30) year life of mine plan.

1.3.8 FINANCIAL YEAR

1 July to 30 June.

1.3.9 SIZE AND COMPOSITION OF WORKFORCE

1.3.9.1 WORKFORCE DIRECTLY EMPLOYED BY THE IMPALA RUSTENBURG OPERATIONS



Table 1.4 Occupational Distributions of Employees at Impala Platinum Limited Rustenburg as at June 2013

OCCUPATIONAL LEVELS	Male				Female				Foreign Nationals		TOTAL
	A	C	I	W	A	C	I	W	Male	Female	
Top management	0	0	0	0	0	0	0	0	1	0	1
Senior management	13	0	2	48	5	0	0	2	2	0	72
Professionally qualified and experienced specialists and mid-management	139	3	11	241	28	0	3	48	9	0	482
Skilled technical and academically qualified workers junior management supervisors foremen and superintendents	2695	25	2	746	399	4	3	81	311	2	4268
Semi-skilled and discretionary decision making	7660	10	0	122	712	3	0	11	1887	5	10410
Unskilled and defined decision making	13012	14	0	20	1638	4	0	0	2055	22	16765
TOTAL	23519	52	15	1177	2782	11	6	142	4265	29	31998



Table 1.5: Summary of Labour-sending area for Impala Platinum Limited Rustenburg Operation as at June 2013

Labour Sending Area (Province/Country)	District Municipality	Local Municipality	Labour Sending Area (Town)	No. of Employees at Mine (Mine Personnel)	% of Employees per Labour Sending Area	
EASTERN CAPE	Alfred Nzo	Umzimvubu	Libode	481		
			Mount Ayliff	61		
			Mount Frere	80		
	Amatole	Amahlathi	Keiskamahoe	2		
			Stutterheim	8		
			Tsomo	62		
		Great Kei	Komga	3		
		Mbhashe	Elliotdale	365		
			Idutywa	345		
			Willowvale	63		
		Mnquma	Butterworth	70		
			Gcuwa	2		
			Kentani	113		
		Nggushwa	Nkonkobe	Nqamakwe		50
				Peddie		16
				Alice		1
				Fort Beaufort		2
		Nkomo	Nkomo	Middledrift		22
	Seymour			1		
	Adelaide			1		
	Nxuba			1		
	Buffalo City	Buffalo City	East London	46		
			King Williams Town	90		
			Mdantsane	5		
			Nggeleni	446		
	Cacadu	Camdeboo	Aberdeen	1		
		Kou-kamma	Joubertina	2		
	Chris Hani	Emalaheni	Dordrecht	3		
			Indwe	2		
			Lady Frere	30		
		Engcobo	Engcobo	212		
			Zwelisha	3		
		Inkwanca	Sterkstroom	4		
		Intsika Yethu	Cofimvaba	86		
		Lukanji	Queenstown	38		
			Qumbu	91		
			Whittlesea	4		
	Sakhisizwe	Cala	37			
	Eden	George	George	2		
	Joe Gqabi	Elundini	Maclear	4		
Mount Fletcher			53			
Ugie			1			
Gariep		Burghersdorp	2			



Labour Sending Area (Province/Country)	District Municipality	Local Municipality	Labour Sending Area (Town)	No. of Employees at Mine (Mine Personnel)	% of Employees per Labour Sending Area	
		Maletswai	Aliwal North	16		
		Senqu	Barkly East	11		
			Herschel	239		
			Lady Grey	1		
			Sterkspruit	54		
	Nelson Mandela Bay	Nelson Mandela Bay		Motherwell		1
				Port Elizabeth		13
				Uitenhage		1
	O.R. Tambo	King Sebata Dalindyabo		Mqanduli		370
				Mthatha		195
		Mhlontlo	Tsolo	108		
		Ngquza Hill		Flagstaff		167
				Lusikisiki		305
		Ntabankulu	Tabankulu	237		
		Port St Johns		Bizana		205
			Port St. Johns	120		
Ugu	Hibiscus Coast	Port Edward	1			
EASTERN CAPE				4954	15%	
FREE STATE	Amatole	Amahlathi	Frankfort	3		
		Fezile Dabi	Metsimaholo	Sasolburg	2	
	Fezile Dabi	Moqhaka		Kroonstad	10	
				Viljoenskroon	7	
		Ngwathe		Heilbron	2	
				Parys	7	
	Lejweleputswa	Masilonyana		Theunissen	12	
				Winburg	3	
		Matjhabeng		Allandridge	3	
				Bronville	2	
				Hennenman	1	
				Matjhabeng	13	
				Odendaalsrus	37	
				Ventersburg	3	
				Virginia	41	
				Welkom	130	
		Nala		Bothaville	20	
				Wesselbron	2	
		Tokologo		Hertzogville	3	
	Tswelopele		Bultfontein	2		
			Hoopstad	2		
	Mangaung	Mangaung		Bloemfontein	135	
				Botshabelo	17	
			Thaba Nchu	79		
Thabo Mofutsanyane	Dihlabeng		Bethlehem	24		
			Clarens	2		
			Fouriesburg	20		



Labour Sending Area (Province/Country)	District Municipality	Local Municipality	Labour Sending Area (Town)	No. of Employees at Mine (Mine Personnel)	% of Employees per Labour Sending Area	
		Maluti a Phofung	Harrismith	1		
			Phutaditjaba	6		
			Qwa Qwa	2		
			Witziesshoek	49		
		Mantsopa	Hobhouse	2		
			Ladybrand	13		
		Setsoto	Clocolan	1		
			Ficksburg	85		
			Megheleng	6		
			Senekal	5		
		Xhariep	Kopanong	Edenburg		2
				Reddersburg		1
	Letsemeng		Koffiefontein	2		
	Mohokare		Zastron	24		
	Naledi		Dewetsdorp	1		
			Wepener	24		
FREE STATE Total				806	3%	
GAUTENG	City of Johannesburg	City of Johannesburg	Alexandra	1		
			Bassonia	1		
			Chiawelo	1		
			Johannesburg	146		
			Kwa-Xuma	1		
			Midrand	3		
			Pimville	2		
			Randburg	1		
			Roodepoort	23		
			Soweto	6		
	City of Tshwane	City of Tshwane	Attridgeville	3		
			Bronkhorstspuit	5		
			Centurion	2		
			Cullinan	1		
			Ga-Rankuwa	6		
			Hammanskraal	50		
			Mabopane	10		
			Mamelodi	3		
			Pretoria	100		
			Soshanguve	7		
Ehlanzeni	Mbombela	Hazyview	3			
Ekurhuleni	Ekurhuleni	Alberton	5			
		Benoni	20			



Labour Sending Area (Province/Country)	District Municipality	Local Municipality	Labour Sending Area (Town)	No. of Employees at Mine (Mine Personnel)	% of Employees per Labour Sending Area	
			Boksburg	8		
			Brakpan	3		
			Daveyton	6		
			Germiston	57		
			Kempton Park	16		
			Lethabong	32		
			Nigel	2		
			Springs	22		
			Vlakfontein	1		
			Vosloorus	3		
	Sedibeng	Emfuleni		Evaton		5
				Henlay-On-klip		2
				Vanderbijlpark		6
				Vereeniging		57
	West Rand	Merafong City		Sebokeng		30
				Sedibeng		2
		Mogale City		Carletonville		85
				Fochville		12
		Randfontein		Krugersdorp		33
				Helikon Park		1
				Mohlakeng		8
		Westonaria		Randfontein		33
	Bekkersdal			2		
West Rand	12					
Westonaria			Westonaria	31		
GAUTENG				869	3%	
KWAZULU NATAL	Alfred Nzo	Matatiele	Matatiele	320		
	Amajuba	Newcastle	Madadeni	1		
			Newcastle	7		
	Ethekwini	Ethekwini	Bulwer	3		
			Chatsworth	1		
			Chesterville	1		
			Durban	19		
			Phoenix	2		
			Pinetown	4		
			Umlazi	1		
	iLembe	KwaDukuza	Stanger	1		
	Pixley ka Seme	Ubuntu	Richmond - Natal	1		
	Sisonke	Greater Kokstad	Kokstad	4		
Ingwe		Ixopo	11			



Labour Sending Area (Province/Country)	District Municipality	Local Municipality	Labour Sending Area (Town)	No. of Employees at Mine (Mine Personnel)	% of Employees per Labour Sending Area	
	Ugu	Umzimkulu	Umzimkulu	40		
		Ezingoleni	Izingolweni	3		
		Hibiscus Coast	Port Shepstone	2		
		uMuziwabantu	Harding	19		
		Vulamehlo	Mapumulo	1		
	Ulundi	Zululand	Mahlabatini	20		
	uMgungundlovu	Msunduzi	Dambuza	2		
			Pietermaritzburg	7		
	Umkhayakude	Hlabisa	Hlabisa	4		
			Jozini	Ingwavuma		70
			Mkuze	9		
			Ngwavuma	1		
			Ubombo	5		
		Mtubatuba	Mtubatuba	1		
	Umzinyathi	The big 5 False Bay	Hluhluwe	3		
			Endumeni	Dundee		1
			Msinga	Msinga		1
			Nqutu	Nqutu		1
	Uthukela	Emnambithi	Greytown	3		
			Ezakheni	2		
			Ladysmith - Natal	3		
	Uthungulu	Okhahlamba	Bergville	2		
			Mthonjaneni	Melmoth		4
			Nkandla	Nkandla		3
			uMhlathuze	Empangeni		14
			Richards Bay	1		
	Zululand	uMlalazi	Eshowe	1		
			Abaqulusi	Louwsburg		1
			Vryheid	8		
			Nongoma	Nongoma		57
	UPhongolo	Pongola	6			
KWAZULU NATAL Total				671	2%	
MPUMALANGA	Ehlanzeni	Bushbuckridge	Acornhoek	1		
		Mbombela	Hazeyview	3		
			Nelspruit	119		
			Nsikazi	1		
			White River	2		
			Komatipoort	29		
		Nkomazi	Malelane	1		
			Masibhekela	3		
			Thaba Chweu	Lydenburg	4	
		Umjindi	Barberton	16		



Labour Sending Area (Province/Country)	District Municipality	Local Municipality	Labour Sending Area (Town)	No. of Employees at Mine (Mine Personnel)	% of Employees per Labour Sending Area
	Gert Sibanda	Albert Lethuli	Carolina	1	
		Govan Mbeki	Bethal	3	
			Evander	5	
			Secunda	1	
			Standerton	3	
		Lekwa	Standerton	3	
		Mkhondo	Piet Retief	4	
	Msukaligwa	Ermelo	3		
	Mopani	Ba-Phalaborwa	Lulekani	1	
	Nkangala	Emakhazeni	Belfast	2	
		Emalahleni	Kriel	1	
			Witbank	13	
		Steve Tshwete	Middelburg	2	
Victor Khanye		Delmas	1		
MPUMALANGA Total				219	1%
NORTH WEST PROVINCE	Bojanala	Kgetleng River	Boons	1	
			Borolelo	3	
			Derby	5	
			Koster	78	
			Swartruggens	13	
			Ventersdorp	37	
			Madibeng	Bapong	9
		Brits		124	
		Kosmos		1	
		Lethabile		6	
		Pecanwood		1	
		Winterveldt		20	
		Moses Kotane		Debraka	1
			Diepkuil (maile)	2	
			Kopman (Maile)	10	
			Kraalhoek	6	
			Ledig	17	
			Mabeskraal	18	
			Madikwe	837	
			Magong	13	
			Maile	23	
			Maile Extention	8	
			Mankwe	9	
			Mogwase	23	
			Moses Kotane	12	
		Phalane	2		
		Phatsima	4		



Labour Sending Area (Province/Country)	District Municipality	Local Municipality	Labour Sending Area (Town)	No. of Employees at Mine (Mine Personnel)	% of Employees per Labour Sending Area
			Phella	5	
			Pilansberg	508	
			Rooikraal	7	
			Ruighoek	1	
			Sandfontein	8	
			Saulspoort	20	
			Silwerkrans	14	
			Sun City	1	
			Tweelaagte	5	
		Rustenburg	Bethanie	5	
			Bleskop	5	
			Boitekong	146	
			Boschdal	1	
			Boshhoek	10	
			Buffelspoort	1	
			Cashan	22	
			Chaneng	334	
			Freedom Park	89	
			Geelhout Park	113	
			Haartebeesfontein	10	
			Kanana	378	
			Karlienspark	3	
			Kroondal	9	
			Lefaragatlhe	149	
			Lesung	10	
			Luka	1045	
			Mafenya	1	
			Mafeteng	2	
			Mafika	2	
			Mamerotse	12	
			Marikana	13	
			Meriteng	259	
			Mfidikwe	2	
			Mogajana	12	
			Mogono	2	
			Monakato	16	
			Mooinooi	8	
			Mosenthal	45	
			Olifants Nek	3	



Labour Sending Area (Province/Country)	District Municipality	Local Municipality	Labour Sending Area (Town)	No. of Employees at Mine (Mine Personnel)	% of Employees per Labour Sending Area
			Paardekraal	45	
			Phokeng	628	
			Photsaneng	9	
			Protea Park	210	
			Rankelenyane	4	
			Rasimone	15	
			Rhenosterfontein	3	
			Robega	55	
			Rockcliffe	2	
			Rustenburg	5581	
			Safari Gardens	40	
			Serutube	31	
			Sun Rise Park	110	
			Tantanana	6	
			Thekwana	9	
			Tlapa	5	
			Tlaseng	43	
			Tlhabane	462	
			Tsitsing	87	
			Zinniaville	3	
Dr Kenneth Kaunda	City of Matlosana	Elandsheuwel	1		
		Klerksdorp	184		
		Matlosana	6		
		Orkney	22		
		Stilfontein	14		
	Maquassi Hill	Leeudoringstad	1		
		Wolmaranstad	17		
	Tlokwe City Council	Ikageng	8		
		Potchefstroom	26		
	Dr Ruth Segomotsi Mompati	Greater Taung	Pudimoe	6	
Taung			1443		
Kagisano-Molopo		Ganyesa	1426		
		Lekwa-Teemane	Bloemhof	14	
Christiana			7		
Mamusa		Schweizer Reneke	69		
Molopo		Molopo	134		
Naledi	Vryburg	420			
Ehlanzeni	Nkomazi	Malelane	2		
Frances Baard	Sol Plaatjie	Donkerhoek	2		
Kgalagadi	Moshaweng	Cassel	7		
Ngaka Modiri	Ditsobotla	Ditsobotla	116		



Labour Sending Area (Province/Country)	District Municipality	Local Municipality	Labour Sending Area (Town)	No. of Employees at Mine (Mine Personnel)	% of Employees per Labour Sending Area
	Molema		Itsoseng	9	
			Lichtenburg	194	
		Mafikeng	Mahikeng	1303	
			Mmabatho	10	
		Phokwane	Pampierstad	8	
		Ramotshere Moiloa	Dinokana	14	
			Gopane	10	
			Lehurutshe	487	
			Marico	1	
			Zeerust	505	
		Tswaing	Delareyville	146	
NORTH WEST PROVINCE Total				18519	58%
NORTHERN CAPE	Frances Baard	Dikgatlong	Barkly West	1	
		Magareng	Warrenton	8	
		Phokwane	Hartswater	28	
			Jan Kemp Dorp	1	
	Sol Plaatjie	Kimberley	30		
	John Taolo Gaetsewe	Ga-Segonyana	Kuruman	1280	
	Namakwa	Karoo Hoogland	Sutherland	1	
	Pixley ka Seme	Emthanjeni	De Aar	2	
		Ubuntu	Richmond - Cape	1	
	Siyanda	Khara Hais	Upington	4	
Tsantsabane		Postmasburg	1		
NORTHERN CAPE Total				1357	4%
LIMPOPO PROVINCE	Capricon	Aganang	Seshego	1	
		Blouberg	Bochum	5	
		Lepelle-Nkumpi	Grootfontein	2	
			Lebowakgomo	5	
			Zebediela	6	
		Polokwane	Capricorn	3	
			Polokwane	91	
	Sovenga		1		
	Ehlanzeni	Bushbuckridge	Bushbuckridge	151	
	Greater Sekhukhune	Elias Motsoaledi	Groblersdal	12	
		Ephraim Mogale	Marble Hall	1	
		Fetakgomo	Atok	1	
		Greater Tubatse	Burgersfort	14	
Driekop			12		



Labour Sending Area (Province/Country)	District Municipality	Local Municipality	Labour Sending Area (Town)	No. of Employees at Mine (Mine Personnel)	% of Employees per Labour Sending Area
			Steelpoort	9	
		Greater Tzaneen	Tzaneen	24	
	Mopani	Ba-Phalaborwa	Phalaborwa	15	
		Greater Giyani	Giyani	46	
	Overberg	Cape Agulhas	Elim	1	
	Vhembe	Makhado	Louis Trichardt	19	
			Vuwani	2	
		Musina	Musina	8	
		Thulamela	Malamulele	11	
			Sibasa	10	
		Thohoyandou	5		
	Waterberg	Lephalale	Lephalale	10	
		Modimolle	Modimolle	5	
		Mogalakwena	Mokerong	2	
			Mokopane	6	
		Mookgopong	Mookgopong	1	
		Thabazimbi	Northam	3	
			Swartklip	5	
			Thabazimbi	1	
	Warmbaths		4		
LIMPOPO PROVINCE Total				492	2%
WESTERN CAPE	Cape Winelands	Breede Valley	Worcester	2	
		Drakenstein	Paarl	1	
		Langeberg	Montagu	1	
			Robertson	1	
	City of Cape Town	City of Cape Town	Brackenfell	2	
			Cape Town	2	
			Claremont	3	
			Kuilsriver	2	
	Eden	George	George	1	
		Mossel Bay	Heiderand	1	
	Gert Sibanda	Mkhondo	Amsterdam	2	
	West Coast	Bergrivier	Piquetburg	1	
			Veldrif	1	
Saldanha Bay		Vredenburg	1		
Swartland		Malmesbury	1		
WESTERN CAPE Total				22	0%
BOTSWANA					
BOTSWANA Total				305	1%
LESOTHO					



Labour Sending Area (Province/Country)	District Municipality	Local Municipality	Labour Sending Area (Town)	No. of Employees at Mine (Mine Personnel)	% of Employees per Labour Sending Area
LESOTHO Total				1956	6%
MOCAMBIQUE					
MOCAMBIQUE Total				1695	5%
SWAZILAND					
SWAZILAND Total				125	0%
ZIMBABWE					
ZIMBABWE Total				8	0%
GRAND Total				31998	100%



1.4 PREAMBLE – IMPALA PLATINUM REFINERIES

1.4.1 NAME OF COMPANY

Impala Platinum Limited is a wholly owned subsidiary of Impala Platinum Holdings Limited

1.4.2 NAME OF THE REFINERY

Impala Platinum Refineries

1.4.3 PHYSICAL ADDRESS & POSTAL ADDRESS

Cnr Cowles Street & East Geduld Road
Springs
1561

PO Box 222
Springs
1560

1.4.4 TELEPHONE NUMBER & FAX NUMBER

Tel: (011) 360 3557

Fax: (011) 360 3680

1.4.5 LOCATION OF THE OPERATION

Impala Platinum Refineries is located within the Ekurhuleni Metropolitan Municipality within the Gauteng Province. The Refineries are situated some five (5) kilometers from the Springs Central Business District (CBD).

1.4.6 FINANCIAL YEAR

1 July to 30 June.

1.4.7 SIZE AND COMPOSITION OF WORKFORCE

1.4.7.1 WORKFORCE DIRECTLY EMPLOYED BY IMPALA PLATINUM REFINERIES



Table 1.9: Occupational Distribution of Workforce at Impala Platinum Limited Refineries as at June 2013

OCCUPATIONAL LEVELS	Male				Female				Foreign Nationals		Total
	A	C	I	W	A	C	I	W	Male	Female	
Top management	0	0	0	0	0	0	0	0	0	0	0
Senior management	1	0	1	3	1	0	0	1	3	0	10
Professionally qualified and experienced specialists and mid-management	14	0	5	31	11	1	4	10	8	1	85
Skilled technical and academically qualified workers junior management supervisors foremen and superintendents	146	2	4	107	36	1	0	21	3	0	320
Semi-skilled and discretionary decision making	422	1	3	28	97	0	0	16	6	0	573
Unskilled and defined decision making	0	0	0	0	0	0	0	0	0	0	0
TOTAL	583	3	13	169	145	2	4	48	20	1	988



1.4.8 GEOGRAPHIC ORIGIN OF WORKFORCE

Table 1.10: Summary of Labour-sending areas for Impala Platinum Limited Refineries Personnel as at June 2013

Labour Sending Area (Province/Country)	District Municipality	Local Municipality	Labour Sending Area (Town)	No. of Employees at Mine (Mine Personnel)	% of Employees per Labour Sending Area	
EASTERN CAPE	Alfred Nzo	Matatiele	Matatiele	4		
		Umzimvubu	Libode	1		
				Mount Frere		4
	Amatole	Amahlathi	Keiskammahoe	1		
			Elliotdale	1		
		Mbhashe	Idutywa	3		
		Mnquma	Butterworth	1		
			Nqamakwe	2		
		Nkonkobe	Alice	5		
			Cathcartvale	1		
	Seymour		1			
	Buffalo City	Buffalo City	Bisho	1		
			East London	3		
			Ngqeleni	4		
	Cacadu	Camdeboo	Graaff-Reinet	1		
	Chris Hani	Engcobo	Engcobo	2		
		Inkwanca	Molteno	1		
		Sakhisizwe	Cala	3		
	Nelson Mandela Bay	Nelson Mandela Bay	Port Elizabeth	3		
	O.R. Tambo	King Sebata Dalindyebo	Mthatha	5		
			Mhlontlo	Tsolo		2
			Ngquza Hill	Flagstaff		1
Ntabankulu			Ntabankulu	1		
Port St Johns			Bizana	4		
EASTERN CAPE TOTAL				55	6%	
FREE STATE	Fezile Dabi	Mafube	Villiers	2		
		Lejweleputswa	Matjhabeng	Ventersburg	2	
				Welkom	3	
		Nala	Bothaville	1		
	Mangaung	Mangaung	Bloemfontein	3		
	Thabo Mofutsanyana	Maluti a Phofung	Phuthaditjhaba	4		
	Xhariep	Mohokare	Zastron	2		
FREE STATE TOTAL				17		
GAUTENG	City of Johannesburg	City of Johannesburg	Bryanston	1		
			Dube	1		
			Florida	1		
			Halfway House	2		
			Johannesburg	6		



Labour Sending Area (Province/Country)	District Municipality	Local Municipality	Labour Sending Area (Town)	No. of Employees at Mine (Mine Personnel)	% of Employees per Labour Sending Area
			Kwa Xuma	2	
			Lenasia	1	
			Meadowlands	1	
			Midrand	1	
			Orlando	3	
			Pimville	2	
			Randburg	1	
			Roodepoort	1	
			Soweto	1	
	City of Tshwane	City of Tshwane	Bronkhorstspuit	5	
			Pretoria	13	
			Soshanguve	3	
	Ekurhuleni	Ekurhuleni	Alberton	1	
			Bapsfontein	1	
			Benoni	45	
			Boksburg	15	
			Brakpan	101	
			Germiston	4	
			Katlehong	3	
			Kempton Park	13	
			Nigel	31	
			Springs	387	
			Thokoza	1	
Sedibeng	Emfuleni	Vanderbijlpark	1		
		Vereeniging	3		
	Maluti a Phofung	Sebokeng	6		
West Rand	Mogale City	Kagiso	3		
GAUTENG TOTAL				663	
KWA-ZULU NATAL	Amajuba	Newcastle	Newcastle	2	
	Ethekwini	Ethekwini	Durban	5	
			Umlazi	8	
	iLembe	KwaDukuza	Stanger	3	
	Sisonke	Greater Kokstad	Kokstad	3	
	Ugu	Hibiscus Coast	Margate	1	
			Port Shepstone	3	
		uMuziwabantu	Harding	5	
	Ulundi	Zululand	Mahlabatini	3	
Umgungundlovu	Msunduzi	Pietermaritzburg	3		
	uMngeni	Howick	1		



Labour Sending Area (Province/Country)	District Municipality	Local Municipality	Labour Sending Area (Town)	No. of Employees at Mine (Mine Personnel)	% of Employees per Labour Sending Area
	Umkhayakude	Hlabisa	Hlabisa	1	
		Jozini	Ingwavuma	3	
		Mtubatuba	Mtubatuba	3	
	Umzinyathi	Endumeni	Dundee	1	
			Wasbank	3	
		Nqutu	Nqutu	1	
	Uthukela	Emnambithi	Ezakheni	1	
			Ladysmith	1	
		Okhahlamba	Bergville	1	
	Uthungulu	Nkandla	Nkandla	1	
		uMhlathuze	Empangeni	1	
	Zululand	Abaqulusi	Mondlo	1	
			Vryheid	2	
		Nongoma	Nongoma	2	
UPhongolo		Pongola	5		
KWA-ZULU NATAL TOTAL				64	
LIMPOPO	Capricon	Lepelle-Nkumpi	Lebowakgomo	2	
		Polokwane	Polokwane	26	
	Greater Sekhukhune	Elias Motsoaledi	Dennilton	2	
			Groblersdal	8	
		Ephraim Mogale	Marble Hall	6	
		Greater Tubatse	Burgersfort	10	
			Driekop	11	
			Steelpoort	4	
		Greater Tzaneen	Tzaneen	2	
	Makhuduthamaga	Jane Furse	1		
	Mopani	Greater Giyani	Giyani	6	
	Vhembe	Makhado	Louis Trichardt	11	
		Musina	Musina	4	
		Thulamela	Thohoyandou	4	
Tshilwavhusiku			1		
Waterberg	Mogalakwena	Mokopane	6		
	Thabazimbi	Thabazimbi	1		
LIMPOPO TOTAL				105	
MPUMALANGA	Ehlanzeni	Bushbuckridge	Bushbuckridge	8	
		Mbombela	Hazyview	10	
			Nelspruit	4	
			White River	1	
		Thaba Chweu	Graskop	2	



Labour Sending Area (Province/Country)	District Municipality	Local Municipality	Labour Sending Area (Town)	No. of Employees at Mine (Mine Personnel)	% of Employees per Labour Sending Area
	Gert Sibanda	Dipaleseng	Balfour	1	
		Mkhondo	Piet Retief	4	
		Msukaligwa	Ermelo	3	
	Nkangala	Emakhazeni	Belfast	1	
		Emalahleni	Witbank	1	
		Victor Khanye	Delmas	4	
MPUMALANGA TOTAL				39	
NOTHERN CAPE	Frances Baard	Magareng	Warrenton	1	
		Phokwane	Hartswater	2	
	Ngaka Modiri Molema	Phokwane	Pampierstad	1	
NOTHERN CAPE TOTAL				4	
NORTH-WEST	Bojanala	Madibeng	Brits	1	
		Rustenburg	Rustenburg	5	
	Dr Kenneth Kaunda	City of Matlosana	Klerksdorp	4	
	Dr Ruth Segomotsi Mompoti	Greater Taung	Taung	5	
		Naledi	Vryburg	5	
	Ngaka Modiri Molema	Mafikeng	Mafikeng	7	
		Mafikeng	Mmabatho	3	
Tswaing	Delareyville	1			
NORTH-WEST TOTAL				31	
LESOTHO			Butha Buthe	1	
			Maseru	2	
			Quthing	1	
LESOTHO TOTAL				4	
SWAZILAND			Mbabane	1	
SWAZILAND TOTAL				1	
BOTSWANA			Tonta	1	
			Gabarone	2	
			Palapye	1	
BOTSWANA TOTAL				4	
ZAMBIA			Lusaka	1	
ZAMBIA TOTAL				1	0%
GRAND TOTAL				988	100%



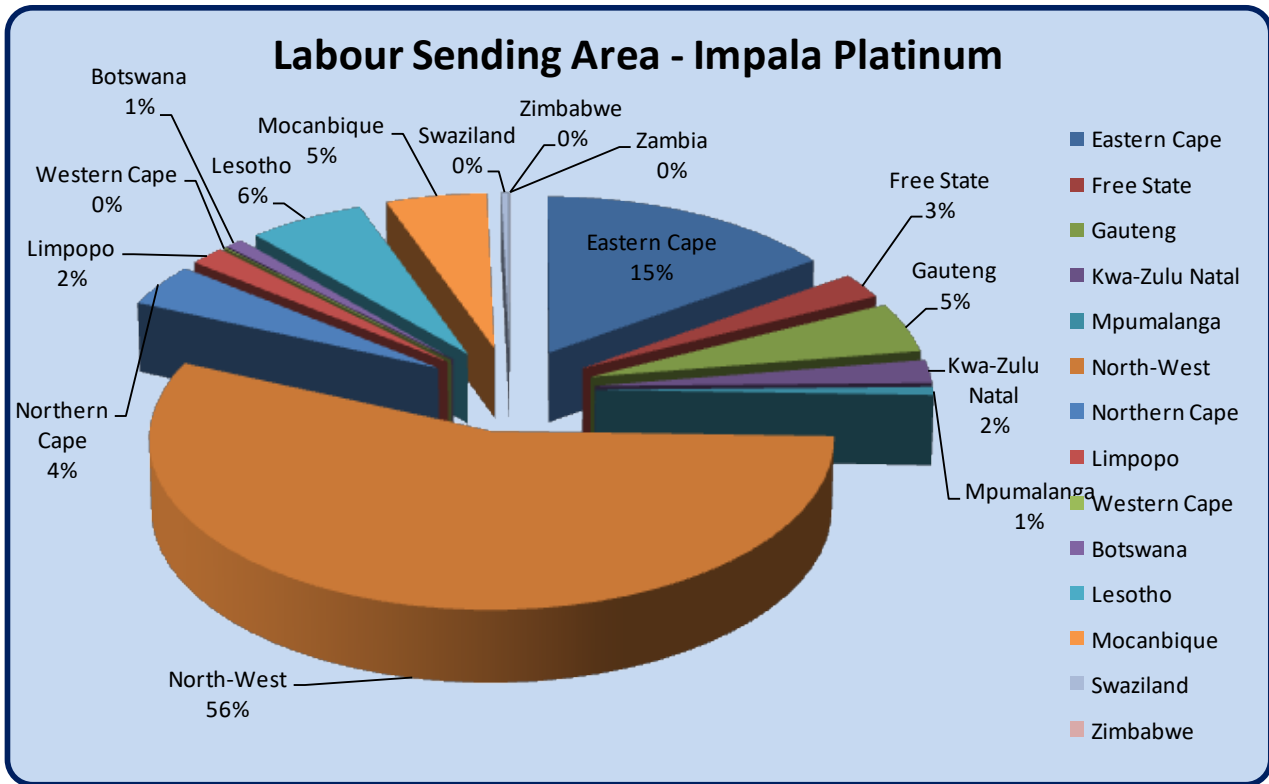
1.5 SUMMARY OF WORKFORCE AT IMPALA PLATINUM LIMITED

Table 1.11: Occupational Distribution of Company Workforce at Impala Platinum Limited as at June 2013

OCCUPATIONAL LEVEL	Male				Female				Foreign Nationals		Total
	A	C	I	W	A	C	I	W	Male	Female	
Top management	0	0	0	2	0	0	0	1	1	0	4
Senior management	17	1	3	63	7	0	2	6	7	0	106
Professionally qualified and experienced specialists and mid-management	159	4	17	283	42	1	9	64	17	1	597
Skilled technical and academically qualified workers, junior management, supervisors, foremen, and superintendents	2844	27	8	854	438	5	3	107	314	2	4602
Semi-skilled and discretionary decision making	8082	11	3	151	811	3	0	31	1893	5	10990
Unskilled and defined decision making	13012	14	0	20	1640	4	0	0	2055	22	16767
TOTAL PERMANENT	24114	57	31	1373	2938	13	14	209	4287	30	33066



Figure 1.3: Key Labour Sending Areas for Company Workforce at Impala Platinum Limited as at June 2013



SECTION 2

Human Resources Development



IMPALA PLATINUM LIMITED

SOCIAL AND
LABOUR PLAN



SECTION 2

2.1 HUMAN RESOURCE DEVELOPMENT PROGRAMMES

2.1.1 GENERAL OVERVIEW

The Human Resources Development Programme for the Impala Rustenburg Operations (as well as the Impala Platinum Refineries and Impala Platinum Head Office) is based upon Impala Platinum Limited's Human Resources Development Plan. This Plan is derived from the annual Impala Platinum Limited Human Resources strategic planning process and takes cognizance of the company's needs in terms of its business plan (with regards to human resources), prevailing legislation, as well as community and environmental perspectives. As such, human resources requirements are determined through the following key focus areas:

- The Mining Charter
- The Social and Labour Plan
- Local Economic Development Programmes
- Company production and sustainability needs
- Workplace Skills Plan

This section of the SLP will focus on the Human Resource Development Programmes to be implemented on behalf of Impala Platinum Limited³. Specific information with regards to the Impala Platinum Refineries and Impala Platinum Limited Head Office will be provided where pertinent.

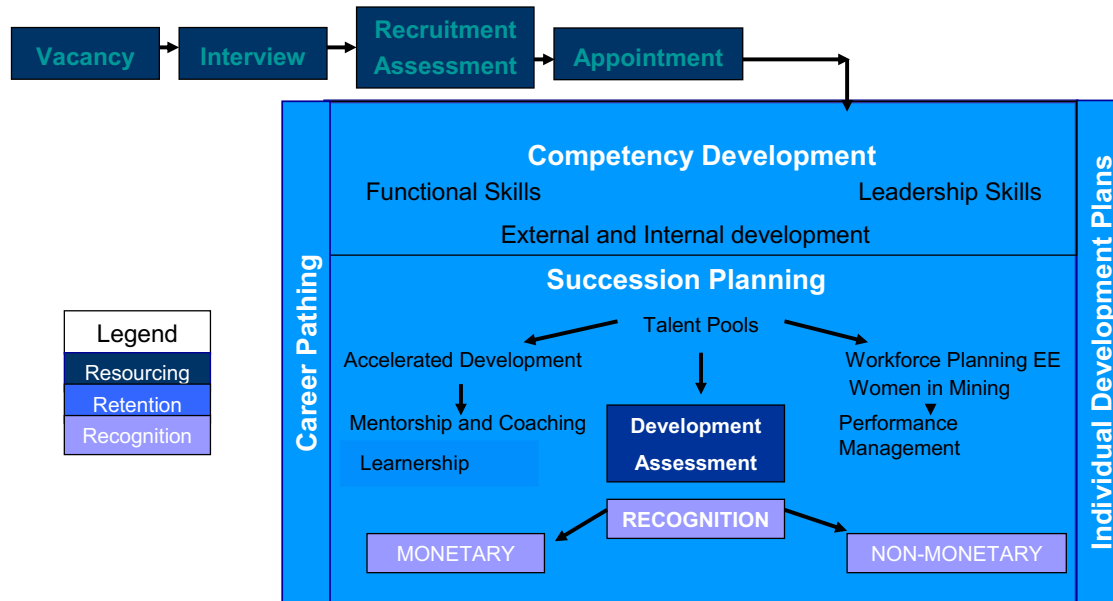
As at June 2013 a total of thirty three thousand and sixty six people were currently employed at Impala Platinum Ltd. Impala Rustenburg Operations undertakes to adhere to Section 101 of the MPRD Act and ensure that all permanent employees on the mine or contractor employees, have access to Human Resource Development Programmes, as outlined in this section, facilitated or managed by either the mine itself or by the contracting companies. The company is currently busy engaging with the main contractors at the operations and the targets will be submitted to the DMR by 30th April 2015. Timeframes and targets have been established for each of the programmes and progress will be reported in Impala Platinum Limited's SLP annual Reports.

Figure 2.1 presents the integrated Talent Management Model utilized by Impala Platinum's Operations to facilitate comprehensive HRD training and career progression amongst its workforce. The HRD provisions laid out in this section of the SLP are derived from this model along with the principles of best practice in HRD management. In addition to providing the undertaking in respect of each element of the HRD programme at Impala Platinum within this section, the strategic plan and associated targets have been provided for the next five (5) years based on the company's Skills Development Plan and Workplace Skills Plan (WSP) as well as taking cognizance of the business plan, historical data and expected labour turnover for this period.

³ Impala Platinum Ltd – Impala comprises of 15 operating vertical shafts, 5 associated with declines, 2 shaft under construction, mineral processes, refineries and head office



Figure 2.1 Impala Platinum Talent Management System



2.1.2 IMPALA PLATINUM LIMITED: TRAINING VENUES AND FACILITIES

On any given day, between one thousand three hundred (1300) and one thousand eight hundred (1800) learners are involved in full time or part time training at a facility operated on behalf of Impala Platinum Limited. This enrolment comprises of learners acquiring training in mining specific tasks, engineering, metallurgy, adult based education and training (ABET), computer skills, language instruction, supervisory training and team mobilization. All Impala Platinum Limited training centers have been fully accredited as training providers by the Mining Qualification Authority (MQA). A summary of the various training facilities operated on behalf of Impala Platinum Limited is provided in the table below:

Table 2.1 Impala Platinum Limited: Training Venues and Facilities

TRAINING CENTRE	FACILITIES AVAILABLE	TRAINING OFFERED	TIME SCHEDULES OFFERED	OVERALL CAPACITY
No. 1 Shaft Training Centre (Mining related training)	15 Equipped training rooms underground, Fall of Ground site and practical work areas	Mining Competent A & B Panel Leader Level 2 Mining Operations Qualification Level 3 Rock Break Qualification Supervisory (New recruits)	Full Time	150 Learners
	Computer room	Systematic Supervision and Strata Control		15 Learners
Engineering Training Centre – No. 2 Shaft	17 equipped lecture rooms and 1 Study room	Electrical, Boilermaking, Fitting, Diesel Mechanic, Rigging, (skilled and semi-skilled training, Onsetter, Ex-leave and Advanced artisan training	Full time for duration of program	230 Learners



TRAINING CENTRE	FACILITIES AVAILABLE	TRAINING OFFERED	TIME SCHEDULES OFFERED	OVERALL CAPACITY
No. 2 Shaft Training Centre (The Human Resources Development Training Centre)	<u>ABET/Computer Training:</u> 8 Equipped training rooms, including 2 Computer rooms with 28 computers	ABET, Computer Skills, Foundational Language Courses	Full Time Part Time	100 Learners
	<u>Supervisory Training:</u> 1 equipped training room	Supervisory training	3 days per month	16-20 Learners
	<u>Mining Supervisory:</u> 3 Classrooms	Supervisory Training	Full time	60 Learners
	Team Mobilization Centre (2#)	Team Mobilization	Weekly (5 days)	75-90 Learners
	2 Psychometric assessments room			16 Learners
No. 4 Shaft Training Centre (Mining)	12 Equipped training rooms, FOG sites and practical training area,	New recruits and re-classing of existing employees and contractors Novice Mining Trainees (Community)	Full Time	380 Learners
No. 6 Shaft Training Centre (Mining)	15 Equipped training rooms underground, (FOG sites) and practical training area	Competent A & B, Mechanical & ex-leave Novice Mining Trainees (Community)	Full Time	405 Learners
	5 Surface Classrooms	Induction, E-learning, Mechanized and ad-hoc training		100 Learners
	2 Simulators (old)	Mechanized Drill rig and LHD	Full Time	8 Learners
	4 Equipped training rooms	ABET	Part Time (After hours)	100 learners
No. 9 Shaft Training Centre	5 fully equipped training rooms	ABET, Foundational Language Courses	Part Time (After hours)	100 Learners
		OHS Skills Programme Level 2	Full Time	100 Learners
	1 fully equipped training hall	Half Level Safe Production	Full Time	40 Learners
Metallurgy	12 Equipped lecture rooms	Plant Operator training, Shift Supervisor training, Safety training, Induction and Ex-leave training	Full Time	96 Learners
Impala Laboratory	1 Computer Room			8 Learners
	1 Classroom			15



TRAINING CENTRE	FACILITIES AVAILABLE	TRAINING OFFERED	TIME SCHEDULES OFFERED	OVERALL CAPACITY
				Learners
Impala Platinum Refineries Training Centre	8 Equipped training rooms, incl. 1 auditorium and 2 training rooms with 24 personal computers	Computer Skills, Life Skills, Supervisory and Management Courses Legislative training License training	Full Time for the duration of the programme	180 Learners 20 Learners



2.2 SKILLS DEVELOPMENT PLAN

2.2.1 OVERVIEW

Impala Platinum Limited is currently meeting and will continue to meet the requirements of the Skills Development Act. This includes the submission of a Workplace Skills Plan (WSP) and Annual Training Report (ATR) for all the operations within Impala Platinum Limited on an annual basis. Therefore, included within this documentation are the submissions required for the Impala Platinum Limited Head Office, the Impala Rustenburg Operations as well as the Impala Platinum Refineries in line with the Impala Platinum Limited Human Resources Development Strategy. In addition, the Impala Rustenburg Operations are registered with the South African Revenue Service (SARS) as well as the relevant SETA (Sector Education Training Authority) and are currently contributing one percentage (1%) of payroll towards Skills Levies.

2.2.2 FUNCTIONAL LITERACY & NUMERACY

2.2.2.1 Overview

Adult Based Education and Training (ABET) programmes have been in place at Impala Rustenburg Operations since 1993. These programmes have been and will continue to be offered as part of the Impala Platinum Limited's Human Resources Development Strategy and are driven by the fact that ABET is a skills priority as identified in Impala Platinum's Workplace Skills Plan (WSP). A key component of this strategy is a commitment to develop the educational base of Impala Platinum Limited's workforce, and to ensure that all employees are offered the opportunity to become functionally literate and numerate.

2.2.2.2 Strategic Plan

Training Facilities and Facilitators: ABET programmes at Impala Platinum⁴ will be offered in two (2) different time structures full-time (from Monday to Fridays), and part-time basis (from Monday to Thursdays) in order to allow for the involvement of workers employed at different times. All training venues and facilities (Table 2.1) are accredited with the MQA, whilst all ABET programmes are approved by the Education and Training Development (ETD) SETA. Impala Platinum Rustenburg will maintain a complement of nine (9) fulltime ABET facilitators and eighteen 18 part-time facilitators. ABET facilitators are qualified trainers in their respective fields, as well as being qualified assessors and moderators registered with the MQA. In addition, all ABET facilitators will comply with ISO 9001 requirements.

Training Programme: Impala Platinum Rustenburg will continue to offer ABET programmes to the workforce operating on its various entities, in order to provide them with the opportunity to become functionally literate and numerate. The following programmes are currently and will continue to be offered on behalf of Impala Platinum Rustenburg, taking into consideration the educational requirements of its workforce:

- ABET Level 1: Pre ABET (Foundation Level), Communication and Numeracy
- ABET Level 2: Communication, Life Orientation and Numeracy
- ABET Level 3: Communication, Life Orientation, Natural Science and Numeracy
- ABET Level 4: Communication, Life Orientation, Natural Science and Mathematics/ NQF Level 1: Introduction to Mining and Mineral Sector. (Until June 2015)
- FLC – Foundational Learning Competency

All tuition offered will be unit standard based, with a summary assessment conducted following completion of the particular programme. Impala Platinum Limited will continue to utilize only MQA accredited assessments and learning programmes. The language of instruction will be English. However, in foundation and breakthrough to literacy programmes, the facilitator will provide assistance in the mother-tongue of the learner, if required, as well as in English.

⁴ All employees at the Impala Platinum Limited Head Office are literate and numerate and ABET is therefore not required.



Impala Rustenburg Operations are also currently and will continue to be actively involved in an educational outreach programme (focusing on mathematics, natural science and English) in co-operation with secondary schools in the community surrounding the mine.

Appendix B (DMR Form Q) provides the baseline numeracy and literacy levels for Impala Platinum Limited Head Office, the Impala Rustenburg Operations as well as the Impala Platinum Refineries employees respectively. These forms will be updated annually and submitted with Impala Platinum Limited's Annual SLP Report. The Annual SLP Report will incorporate the Impala Rustenburg Operations and its core business contractors, Impala Platinum Refineries and the Impala Platinum Limited Head Office. As we still have a number of employees where the educational status is unknown, every effort will be put in place to obtain qualification status for those employees through requesting their qualifications and or requesting for them to be screened.

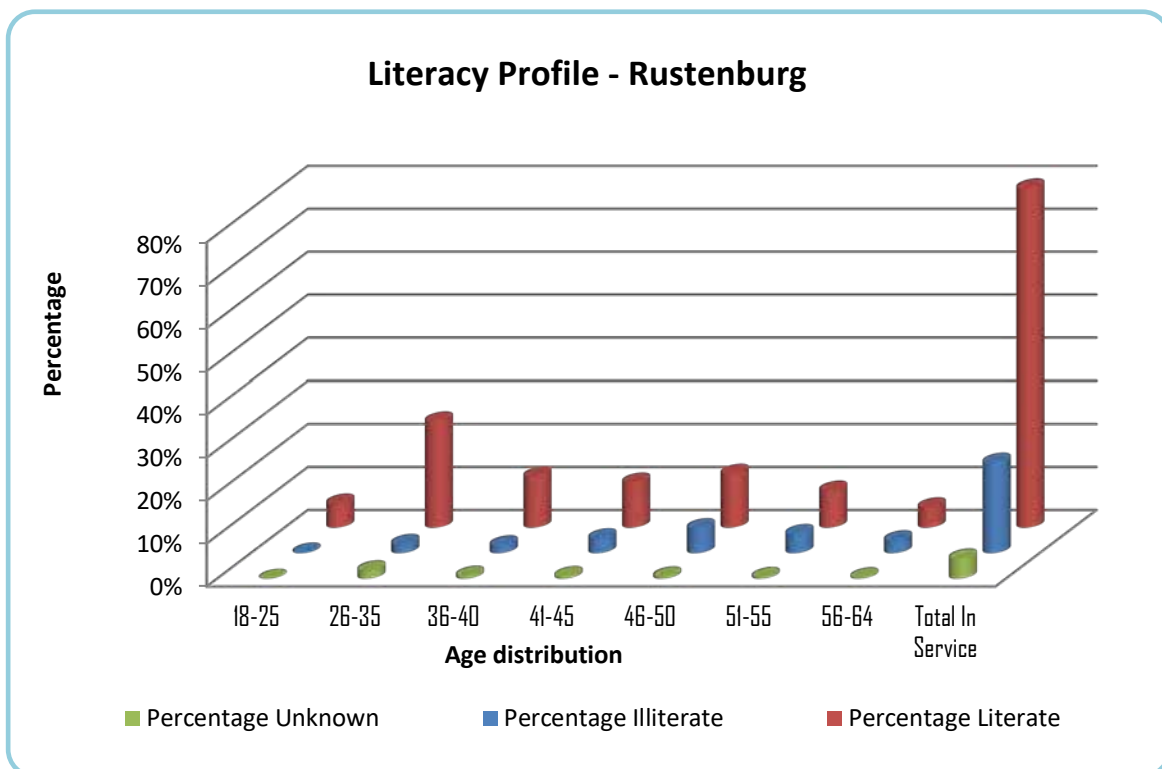
Programme Communication: The communication of ABET programmes will incorporate a variety of methods in order to maximize employee exposure to the training offered by Impala Platinum Rustenburg. Communication of literacy programmes offered will take place during new recruit induction sessions, via ex-leave programmes, through marketing campaigns and on a one-on-one basis through recruitment at residences and within the workplace.

Programme Targets: The ABET programmes aim to:

- increase the focus on training in ABET 3,4 and the FLC on a full time basis, to ensure career progression to employees.
- increase the capacity to create greater access to part time training especially for levels 1, 2, & 3.
- maintain a full time intake as per table 2.3 to ensure a stable educational pool,

Table 2.3 presents the targets for ABET training at all levels for a five (5) year period for part-time and full-time classes assuming a 100% pass rate (full-time and part-time) on each level.

Figure 2.2: Literacy Profile based on age distribution for Rustenburg Operation





Programme Outcomes: Upon successful completion of an ABET level qualification a learner receives a certificate that is endorsed by the MQA. Over and above the social uplifting impacts of equipping our workforce with numeracy and literacy training, (particularly with respect to ABET levels 1 and 2 Life Skills), ABET Level 4 and FLC, facilitates access for the successful participants to enter Level 2 & 3 Underground Rock Breaking certificate– a core skill transferable within the mining sector and across mineral sectors. Successful candidates are also able to access the Servicemen/Level 2 Artisan Aide and Plant Operator Qualifications. The FLC (Foundational Learning Competency certificate) has been introduced as a compulsory requirement for the Level 3 Rock Breaking certificate and optional for the level 2 Mining Operations certificate.



Table 2.3: Five (5) year targets from 2014 for ABET training

Adult Basic Education and Training (ABET) Level	Baseline Literacy Level (ref: Form Q)	Course	2014		2015		2016		2017		2018		Total	
			Expected No. of Enrolments	% Literacy Level	Expected No. of Enrolments	% Literacy Level	Expected No. of Enrolments	% Literacy Level	Expected No. of Enrolments	% Literacy Level	Expected No. of Enrolments	% Literacy Level	Expected No. of Enrolments	% Literacy Level
PRE-ABET		PT	35		35		70		70		70		280	
ABET Level 1		PT	55		50		100		110		110		425	
ABET Level 2		PT	70		55		110		120		120		475	
ABET Level 3	75% (as per Dec 2012)	FT	40	81%	45	82%	45	83%	60	84%	60	85%	250	85%
		PT	45		40		80		90		90		345	
ABET Level 4		FT	40		45		45		60		60		250	
		PT	30		15		30		35		35		145	
FLC		FT	63		20		20		45		45		193	
		PT	0		0		0		0		0		0	
Totals		FT	143		110		110		165		165		693	
		PT	235		195		390		425		425		1670	



2.2.3 LEARNERSHIPS

2.2.3.1 Undertaking

Impala Platinum Limited, through its active participation in the MQA Learnership programme, supports the Department of Labour's Learnership programmes geared towards ensuring that participants receive not only accredited training in the theory behind chosen disciplines, but also benefit from practical experience in the mining workplace. At present, Impala Platinum Limited is qualifying up to fifty (50) engineering learners and up to thirty (30) L3 Rock Breaking learners per annum.

2.2.3.2 Strategic Plan

Training Programme: Impala Platinum Limited has introduced and will continue to develop Learnership programmes according to the relevant SETA specifications. Impala Rustenburg and Impala Refineries Operations⁵ will continuously convert training and development programmes towards Learnerships or skills programmes as and when these are released by the relevant SETA

The number and type of Learnerships offered each year will be informed by the labour planning carried out within the company which is informed by the varying business needs, replacement plans, labour turnover, pensioners etc. within Impala Platinum Limited, (based on five (5) year historical data as well as a five (5) year forecast). The company intends to ensure that there is **80:20** ratio in respect of HDSA participation in the Learnership Programme, with a particular focus on recruiting women into the engineering Learnerships.

In addition to the internal development of the employees Impala Platinum Limited works together with the neighboring communities to further develop identified youth in the engineering learnerships programmes.

All training programmes will be implemented in accordance with the relevant training legislation (MQA & South African Qualifications Authority (SAQA) and the Quality Council for Trades and Occupations (QCTO) and will be carried out at an accredited training facility in line with Impala Platinum Limited's Employment Equity strategy. Progress with regards to learnerships will be reported on an annual basis in Impala Platinum Limited's Annual SLP report and in the Impala Platinum Limited Annual Training Report submitted to the Department of Labour.

Programme Targets: Table 2.4 presents the Learnership targets for Impala Platinum for a five (5) year period taking cognizance of the skills development plan, WSP and ATR for the company, and the employment equity strategies in order to achieve required targets. Cognizance of the length of each programme listed within the target table is required when considering the expected pass rates on an annual basis. Note that the qualifying rate is three (3) years from enrolment. The Engineering targets are split between Section 18.1 and 18.2 ($\pm 62\%$) as a guideline to the new enrolments. Every effort is made to absorb the Section 18.2 learners as Artisans after successful completion of the programme. Please note that the annual targets may change as indicated, they are based on historical data and current business plan needs.

Given the current need for engineering artisans at Impala Rustenburg, the Engineering Learnerships at the mine currently amount to 9.8% of the total training cost (based on FY13). Impala Platinum will maintain its training efforts of 50 employees on average per annum (qualified over 5 years) in its Engineering Learnership programme, to provide qualified artisans for its own turnover. Impala Rustenburg Operations has also opened its Engineering Training Services to provide Local Communities with Artisan Learnership training to increase the number of trained artisans which is reported in Section 3 of the document.

Programme Outcomes: Qualified Engineering Learnerships are linked to qualified Artisans and Mining Learnerships who become Miners. The majority of Engineering and Mining learners are currently absorbed by the company.

⁵ Impala Platinum Head Office is not incorporated into the Learnership Programme as limited opportunities for Learnerships exist within its structure.



Table 2.4: Five (5) year targets from 2014 for Learnership Programmes⁵

Learnership Programme	Duration	2014				2015				2016			
		New Enrolments	Current Participants	Total Enrolments	No. Qualified	New Enrolments	Current Participants	Total Enrolments	No. Qualified	New Enrolments	Current Participants	Total Enrolments	No. Qualified
Artisan													
Engineering Electrician (18.1)	42 months	0	25	25	7	10	18	28	10	16	18	34	10
Engineering Electrician (18.2)		9	21	30	6	0	24	24	10	0	14	14	10
Engineering Boilermaker (18.1)	36 months	0	13	13	5	10	8	18	9	12	9	21	12
Engineering Boilermaker (18.2)		6	5	11	9	0	2	2	2	0	0	0	0
Engineering Diesel Mechanic (18.1)	36 months	0	12	12	5	10	7	17	8	12	9	21	8
Engineering Diesel Mechanic (18.2)		8	10	18	5	0	13	13	7	0	6	6	4
Engineering Instrument Mechanic (18.1)	36 months	0	3	3	1	2	2	4	1	3	3	6	2
Engineering Instrument Mechanic (18.2)		4	2	6	1	0	5	5	1	0	4	4	1
Engineering Fitting (18.1)	36 months	2	20	22	5	10	17	27	9	16	18	34	10
Engineering Fitting (18.2)		9	14	23	6	0	17	17	6	0	11	11	7
Engineering Rigging (18.1)	36 months	0	6	6	1	4	5	9	2	6	7	13	2
Engineering Rigging (18.2)		4	0	4	0	0	4	4	0	0	4	4	1
Sub Total		42	131	173	51	46	122	168	65	65	103	168	67

⁵ Impala Platinum Head Office is not incorporated into the Learnership Programme as limited opportunities exists within its structure.

Table 2.4 Cont.: Five (5) year targets from 2014 for Learnerships Programmes

Learnership Programme	Duration	2014				2015				2016				
		New Enrolments	Current Participants	Total Enrolments	No. Qualified	New Enrolments	Current Participants	Total Enrolments	No. Qualified	New Enrolments	Current Participants	Total Enrolments	No. Qualified	
Non Artisan														
Level 2 Mining Operations (Cat 3-8)	18 months	18	18	36	18	18	36	18	18	36	18	18	36	18
Level 2 Mining Operations (Community)	12 months	5	5	10	5	5	10	5	5	10	5	5	10	5
Level 2 Mining Operations (Experiential)	18 months	15	15	30	15	15	30	15	15	30	15	15	30	15
Level 2 Mining Operations (LMO)	10 months	15	15	30	15	15	30	15	15	30	15	15	30	15
Level 3 Rock Breaker Qualification (Cat 3-8)	9 months	15	15	30	15	15	30	15	15	30	15	15	30	15
Level 3 Rock Breaker Qualification (LMO)	9 months	15	15	30	15	15	30	15	15	30	15	15	30	15
Sub Total		83	83	166	83	83	166	83	83	166	83	83	166	83
Grand Total		125	214	339	134	129	334	148	148	334	186	148	334	150



Table 2.4 Cont.: Five (5) year targets from 2014 for Learnerships Programmes

Learnership Programme	Duration	2017				2018			
		New Enrolments	Current Participants	Total Enrolments	No. Qualified	New Enrolments	Current Participants	Total Enrolments	No. Qualified
Artisan									
Engineering Electrician (18.1)	42 months	11	24	35	15	12	20	32	10
Engineering Electrician (18.2)		5	4	9	5	5	4	9	5
Engineering Boilermaker (18.1)	36 months	9	9	18	10	7	8	15	8
Engineering Boilermaker (18.2)		6	0	6	5	6	1	7	5
Engineering Diesel Mechanic (18.1)	36 months	8	13	21	10	6	11	17	8
Engineering Diesel Mechanic (18.2)		7	2	9	5	6	4	10	6
Engineering Instrument Mechanic (18.1)	36 months	4	4	8	1	1	7	8	2
Engineering Instrument Mechanic (18.2)		1	3	4	1	1	3	4	1
Engineering Fitting (18.1)	36 months	12	24	36	14	13	22	35	10
Engineering Fitting (18.2)		5	4	9	3	5	6	11	5
Engineering Rigging (18.1)	36 months	3	11	14	3	2	11	13	2
Engineering Rigging (18.2)		1	3	4	2	2	2	4	1
Sub Total		72	101	173	74	66	99	165	63



Table 2.4 Cont.: Five (5) year targets from 2014 for Learnerships Programmes⁵

Learnership Programme	Duration	2017				2018			
		New Enrolments	Current Participants	Total Enrolments	No. Qualified	New Enrolments	Current Participants	Total Enrolments	No. Qualified
Non Artisan									
Level 2 Mining Operations (Cat 3-8)	18 months	18	18	36	18	18	36	18	18
Level 2 Mining Operations (Community)	12 months	5	5	10	5	5	10	5	5
Level 2 Mining Operations (Experiential)	18 months	15	15	30	15	15	30	15	15
Level 2 Mining Operations (LMO)	10 months	15	15	30	15	15	30	15	15
Level 3 Rock Breaker Qualification (Cat 3-8)	9 months	15	15	30	15	15	30	15	15
Level 3 Rock Breaker Qualification (LMO)	9 months	15	15	30	15	15	30	15	15
Sub Total		83	83	166	83	83	166	83	83
Grand Total		155	184	339	157	182	331	146	146



2.2.4 SKILLS DEVELOPMENT PROGRAMMES

2.2.4.1 Undertaking

Impala Platinum Limited, in line with the Impala Platinum Limited Human Resources Development Plan, will continuously develop and implement appropriate skills training programmes as and when required. In addition, Impala Platinum Limited will continue to gradually convert the training and development programmes towards either Learnerships or skills programmes, as and when these are released by SAQA, incorporating work related skills development programmes if required.

2.2.4.2 Strategic Plan

Training Programme: As per the requirements of the Mine Health and Safety Legislation, Impala Rustenburg Operations will ensure the relevant employees qualify under the Competent A, Competent B, Blasting Assistant, and Occupational Health and Safety Representative skills training programmes as and when required during the life of the mine.

Over and above the initial training programme for all relevant employees in the company the on-going training in Competent B and Blasting Assistant will focus on training of new appointments and re-class/promotions as informed by the business plan. The MQA Level 2 and Level 3 Rock Breaking qualifications have also been implemented in order to replace the DMR Blasting certificate. Impala Platinum Limited will be aligning the current Engineering Serviceman training with the MQA Level 2 Artisan Aide Skills Programme.

Impala Platinum Limited has implemented the full National Qualification Foundation (NQF) Level 1 Qualification: Introduction to the Mining and Mineral Sector introduced by the MQA and will continue to do so until 30 June 2015 or longer if the registration period for the qualification is extended as reported in Table 2.3 with ABET. Impala Platinum Limited has also commenced a comprehensive training programme to support the DMR's underground training and development programme. Over and above these programmes, the company's WSP has identified key skills priority areas and have instituted appropriate plans to facilitate the meeting of these skills needs within the organization (Table 2.5). The FLC (Foundational Learning Competency) that provides the fundamentals for the level 3 and 4 QCTO qualifications have been implemented and is currently being reported in Table 2.3 with ABET.

Programme Targets: Table 2.5 presents the targets for Skills Development Programmes for a five (5) year period. The targets are based on expected annual turnover figures as determined by historical data and its skill requirements in the future, in line with the business plan. Ultimately however the enrolments to these programmes will be needs based in respect of new appointments or re-class/promotions. The target table also presents the envisaged enrolments onto skills development programmes for the next five (5) years in line with the skills priority areas as identified within the WSP.

Programme Outcomes: Whilst the completion of the training for Competent A, B, Blasting Assistant, and Occupational Health and Safety Representative Skills programmes qualifications amongst relevant employees will facilitate the mine's compliance to the Mine Health and Safety Legislation, the relevant employees will further receive accredited qualifications which are transferable across the mining sector, and are therefore portable skills. Amongst these portable skills will be the new Level 2 Artisan Aide Qualifications. Due to the Department of Minerals and Resources ceasing to hold Blasting Certificate examinations from June 2009 and the implementation of the new explosive regulations, Impala Rustenburg operations will ensure that the relevant employees qualify under the required MQA Level 2 Mining Operation and Level 3 Rock Breaking qualifications as and when required during the life of mine.



Table 2.5: Five (5) year targets from 2014 for Skills Development Programmes based on Projected Labour Turnover⁶

Skills Programmes	WSP Skills Priority	Duration	2014		2015		2016		2017		2018	
			No. of Enrolments	No. Expected to Qualify	No. of Enrolments	No. Expected to Qualify	No. of Enrolments	No. Expected to Qualify	No. of Enrolments	No. Expected to Qualify	No. of Enrolments	No. Expected to Qualify
Competent A	Core Mining	± 5 days	100	100	100	100	100	100	100	100	100	100
Competent B	Core Mining	± 5 days	700	700	700	700	700	700	700	700	700	700
Blasting Assistant	Core Mining	± 5 days	500	500	500	500	500	500	500	500	500	500
OHS Rep	Safety & Health	± 10 days	710	710	710	710	710	710	710	710	710	710
Artisan Aide - Level 2	Core Engineering	12 months	50	48	50	48	50	48	50	48	50	48
TOTAL			2060	2058	2060	2058	2060	2058	2060	2058	2060	2058

⁶ These Skills Development Programmes are not relevant to Impala Head Office and Impala Refineries. These targets are based on historical turnover figures for the past five (5) years and the mining production business plan for the next five (5) years.



2.2.5 PORTABLE SKILLS TRAINING

2.2.5.1 Undertaking

Impala Platinum Limited will, as part of their skills development plan and retrenchment management programme, provide training in portable skills which are applicable to the mining sector and other employment sectors and ensure such training programmes are adapted as required by the mine's employees. The company therefore defines portable skills as accredited skills developed through unit standards based training that can be utilized within the mining sector (across mineral sectors) as well as outside of the mining sector.

2.2.5.2 Strategic Plan

a. Portable Skills Training through the Core Business Training at Impala Platinum Limited Training Programme:

The nature of the company's core business is such that employees are exposed to skills and competencies that will enable them to find jobs elsewhere within or external to the mining industry, and/or enable them to become financially self-sustaining in any sector. Core business training is carried out amongst all employees during the life of the mine in various core business disciplines and as such facilitates on-going skills development and certification thereof. Further, the mine institutes supervisory and management training amongst all employee levels which further facilitates access to generic business, financial, management-related skills, transferable across any sector. (Table 2.6).

In addition to the functional literacy and numeracy training (Table 2.3) (which is particularly targeted for employees at lower occupational levels) Impala Platinum will provide portable skills training within the various core business disciplines for all occupational levels during the life of the operations.⁷ Where the skills training is portable within the mining sector (and across mineral sectors) and/or is external to the mining sector, this has been identified accordingly.

Programme Targets: Targets for portable skills training for the next five (5) years were developed in line with individual development programmes for supervisory training, generic business, and financial skills amongst all employee levels and Skills Development Plans for this period and is based on new enrolments/intake per programme respectively and outlined in Table 2.6.

b. Portable Skills Training in Non-Mining Related Skills at Times of Retrenchment/Downscaling

Should retrenchment be required during the life of the Operations due to changes in the market conditions, business plan or as part of a planned downscaling exercise, the Portable Skills Fund will be provided for at the time of retrenchment as outlined in Section 4.1, 4.2 and 4.3 of this document.

At the time of retrenchment, the fund will be utilized as follows:

- To train the affected employees.
- Such training will comprise of Unit Standard accredited training programmes as agreed to by the Stakeholders.
- In principle, no more than 14 days training time will be set aside for each affected employee.
- Programmes that have been identified to train the affected employees in portable skills outside the mining industry at the time of retrenchment are indicated in the figure 2.3 below. (See Appendix H (c))



Figure 2.3 Skills areas outside the mining industry

Portable Skills Training Area	Average Training duration in Days
Mechanical	14
Electrical	14
Construction	14
Agricultural	14
Business Skills	11

The portable skills training fund will therefore be constructively utilized in order to identify appropriate programmes and facilitate the necessary support of such training during the periods of downscaling or closure.

c. Portable Skills Training in Non-Mining Related Skills

Impala will be following the process below to plan and structure portable skills training interventions for employees working at the mine.

- i. Discussions will be held at length with the Management team at People Co and Stakeholders.
- ii. The Human Resources Development team will engage with Labour in terms of the plan at the Education and Skills Forum.

Discussion points:

- How will this be implemented?
 - Who will be doing this?
 - What will the company need?
 - What will the benefit be to the employees?
 - These programmes should benefit all employees.
- iii. In conjunction with the Education and Skills Forum information will also need to be discussed at the Internal Future Forum.
 - iv. We foresee a period where Labour would need to engage with their members in terms of what they really need in terms of portable skills.
 - v. Once this has been completed, HRD will then engage with nominated Service Providers for a feasibility study. This would be a detail programme to cover all areas, e.g. taking into account of where the employees come from.
 - vi. In hindsight due to the time frame, HRD, in conjunction with the Education and Skills Forum is currently busy with the WSP-ATR (Workplace Skills Plan and Annual Training Report) from the MQA Seta. This will take place from March to end May 2015.



Plan to be followed going forward:

Action	Time Line
1. WSP-ATR as per Skills Development Act. To be completed yearly and due by end May 2015.	March to end May 2015
2. Internal engagement with Management.	June 2015
3. Skills Forum and Internal Future Forum meetings.	July 2015
4. Union to engage with employees/members on process.	August 2015
5. Initial process of sourcing provider/s.	August to October 2015
6. Feasibility studies to be done, explaining what needs to be covered.	November 2015 to January 2016
7. Report back to respective Forum/s	February 2016
8. Prepare plan accordingly for new business plan BP16/17 and compile Section 102 for submission.	March 2016



Table 2.6: Five (5) year targets from 2014 for In-house Core Skills Training in Portable Skills⁸

Training Programmes	Occupational Levels as per Form S	Duration	2014		2015		2016	
			No. of Enrolments	No. Expected to Qualify	No. of Enrolments	No. Expected to Qualify	No. of Enrolments	No. Expected to Qualify
Supervisory & Management Training								
Supervisory Skills	Skilled technical and academically qualified (Paterson Level C), Semi-skilled and discretionary decision making (Paterson B & A on special request)	3 Days	204	204	224	224	224	224
Financial Life Skills	Unskilled and defined decision making Semi skilled and discretionary decision making (Paterson Level A & B)	2 Days	240	240	240	240	240	240
Basic Business Skills	Unskilled and defined decision making Semi skilled and discretionary decision making (Paterson Level A & B)	3 Days	200	200	200	200	200	200
Introduction to Basic Computers	Semi-skilled and discretionary decision making (Paterson B & A on special request)	2 Days (full time)	160	160	160	160	160	160
TOTAL			804	804	824	824	824	824

⁸ For detailed descriptions on the content of the courses in each section, please refer to Appendix H.



Table 2.6 cont: Five (5) year targets from 2014 for In-house Core Skills Training in Portable Skills

Training Programmes	Occupational Levels as per Form S	Duration	2017		2018	
			No. of Enrolments	No. Expected to Qualify	No. of Enrolments	No. Expected to Qualify
Supervisory & Management Training						
Supervisory Skills	Skilled technical and academically qualified (Paterson Level C), Semi-skilled and discretionary decision making (Paterson B & A on special request)	3 Days	244	244	224	224
Financial Life Skills	Unskilled and defined decision making Semi skilled and discretionary decision making (Paterson Level A & B)	2 Days	240	240	240	240
Basic Business Skills	Unskilled and defined decision making Semi skilled and discretionary decision making (Paterson Level A & B)	3 Days	200	200	200	200
Introduction to Basic Computers	Semi-skilled and discretionary decision making (Paterson B & A on special request)	2 Days (full time)	160	160	160	160
TOTAL			844	844	824	824



2.2.6 TRAINING IN CORE BUSINESS AREAS

2.2.6.1 Undertaking

Impala Platinum Limited's core business is mining and will remain so for the life of its various operations. For this reason the company will direct a major portion of its training and development resources to the development of mining, engineering and plant related competencies and skills.

2.2.6.3 Strategic Plans

Training Facilities: Impala Platinum Limited will continue to equip mining, engineering and plant employees with unit standard, outcome based training Learnerships and skills programmes, as required by the SAQA, QCTO and the relevant SETA

Training Programme: Targets for occupational related training for the next five (5) years at Impala Platinum⁹ are based on the WSP (and the Annual Training Report) as well as knowledge of historical turnover to-date and are presented in Table 2.7. Given that the mine's production profile will remain relatively the same during the next five (5) year period, the same workforce capacity is therefore envisaged with very limited fluctuations in workforce numbers. As such, in many cases the envisaged need for core business training, based on the business plan for this period, will not change over this period, hence many of the targets remain the same from one year to the next. Other core business training targets under the Learnership programmes (Table 2.4) and Skills Development Programmes (Table 2.5) have also been determined in line with the business needs but are NOT reflected in Table 2.7. Actual numbers of mining and plant employees trained per annum will be reported on in the Mine's Annual SLP Reports. The duration for new employees and re-classification differs from each other as well as from different occupations. In Mining re-c-class training can be anything from 3 to 5 days, and new employee training up to 30-40 days. Metallurgical training is 1 to 3 days per module and Engineering is also 1-3 days refresher and 5 -10 days for skills training.

In addition to the core business training within each discipline, Impala Platinum Limited will carry out ex-leave training in an effort to ensure the continuous improvement and up-liftman of the workforce. Impala Platinum Limited will carry out ex-leave training on an on-going basis during the life of the mine as employees return from leave and or re-engagement for whatever reason. The duration of this re-fresher training which also facilitates opportunity for key communication processes to employees to take place (on issues such as ABET programmes, portable skills programmes, nutritional awareness, HIV/Aids etc.).

Appendix C (DMR Form R) presents the current hard to fill vacancies for Impala Platinum Limited. These forms will be completed annually and submitted as part of Impala Platinum Limited's Annual SLP report.

Programme Targets: Targets for training in core business will be formulated when preparing the annual WSP and progress against this plan will be reported upon in the annual training report submitted to the Department of Labour as well as Impala Platinum Limited's Annual SLP Report. Should there be any changes in the annual targets presented in this plan due to changes in the business plan and associated planning processes, these amendments will be reported to DMR.

Programme Outcomes: The career paths (outlined in Section 2.3) demonstrate where employees are able to move to on completion of their core business training. This is merely a reflection of where career paths are available, and the beneficiaries of career paths, might also be reflected elsewhere in the SLP, these figures should thus not be accumulated to a progressive figure.



Table 2.7: Five (5) year targets from 2014 for Training in Core Business areas

Occupational Related Training	WSP Skills Priority	2014		2015		2016		2017		2018	
		No. of Participants	No. Expected to Qualify	No. of Participants	No. Expected to Qualify	No. of Participants	No. Expected to Qualify	No. of Participants	No. Expected to Qualify	No. of Participants	No. Expected to Qualify
Mining *	Core Mining Training	2800	2800	2800	2800	2800	2800	2800	2800	2800	2800
Engineering	Core Engineering	730	730	730	730	730	730	730	730	730	730
Metallurgy	Core Metallurgy	600	600	600	600	600	600	600	600	600	600
Plant	Core Plant	200	200	200	200	200	200	200	200	200	200
Total		4330	4330	4330	4330	4330	4330	4330	4330	4330	4330
Employees with Disabilities ***		412		300		350		412		412	

Ex Leave Induction Training	WSP Skills Priority	2014		2015		2016		2017		2018	
		No. of Participants	No. Expected to Qualify	No. of Participants	No. Expected to Qualify	No. of Participants	No. Expected to Qualify	No. of Participants	No. Expected to Qualify	No. of Participants	No. Expected to Qualify
Mining **	Core Mining Training	15 000	15 000	15 000	15 000	15 000	15 000	15 000	15 000	15 000	15 000
Engineering	Core Engineering	800	800	800	800	800	800	800	800	800	800
Metallurgy	Core Metallurgy	1 000	1 000	1 000	1 000	1 000	1 000	1 000	1 000	1 000	1 000
Plant	Core Plant	1 000	1 000	1 000	1 000	1 000	1 000	1 000	1 000	1 000	1 000
Total		17 800	17 800	17 800	17 800	17 800	17 800	17 800	17 800	17 800	17 800
Employees with Disabilities **		806		806		806		806		806	



* Training programmes reflected in Table 2.5 is not included in the above figures

** Although employees may attend refresher training more than once, every effort will be made to reflect beneficiaries and not interventions thus figures in final report will differ from progressive quarterly reports.

*** *The disability figures are not targets, but merely reflect the representation of people with disabilities trained within the core training.*



2.3 CAREER PATH PLAN

2.3.1 UNDERTAKING

Impala Platinum Limited upholds the philosophy that every employee should be given the opportunity to develop within one of the career progression paths available. To this end, the mine has developed career paths per discipline to assist employees to identify appropriate career paths, as well as to become familiar with the requirements at each level within the chosen path.

Impala Platinum Limited has a well-established career progression plan whereby successors are identified and developed to cater for immediate and future human resource needs (Appendix E).

2.3.2 STRATEGIC PLANS¹⁰

In order to demonstrate the integration of the career path strategy at Impala Platinum with the broad skills development programme and the specific requirements of the employment equity targets, it is important to note the following:

- The Career Progression Plan targets (in Table 2.8) are a reflection of the number of employees (Paterson A4 to C Levels) from the total workforce base who will participate in identified key training programmes in line with their Career Progression strategy. These targets reflect goals for HDSA and non-HDSA individuals at Impala Platinum.
- Ultimately, therefore, the career progression programme and succession planning programme are implemented with varying focuses on differing pools of employees: either the total workforce; or different sections of the workforce. As such these programmes reflect an integrated approach towards employment equity and skills development objectives.
- The strategies and plans reflected in these tables (Tables 2.8 and 2.9) have been utilized to inform the strategies for achieving HDSAs in management as part of the employment equity plan.

a. Generic Career Plans

In line with Impala Platinum Limited's career paths model, all employees go through a new-employee induction programme which informs them of the requirements for progression within their own career path determined according to their discipline. Generic career paths per discipline showing timeframes, specific needs and requirements per level to assist employees to identify appropriate career paths, as well as to become familiar with the requirements at each level within their chosen path are presented in detail in Appendix E.

b. Individual Development Plans

Following on from the generic career path communication process to all employees, Individual Development Plans are developed to assist employee development. Individual development plans are reviewed regularly and assistance given where and when needed.

Table 2.8 presents the detailed career progression targets for a five (5) year period at Impala Platinum. As can be seen, the table details the exact career path the identified individuals will progress along (that is their starting occupation and the occupation they are working towards) in conjunction with the specific training intervention utilized to facilitate this career progression. Targets have been based on the skills development plan at the mine and results of discussions with employees to-date.

¹⁰ There is a generic period stipulated in the career paths for individuals to progress to a particular level. This progression may be carried out in conjunction with accelerated development programmes to facilitate the meeting of transformation targets at Impala Platinum.



These targets are reflected in various other tables except for Foreman Development, CPDP, Snr Plant Operator. The rest are reported in Tables 2.4, 2.5, 2.7 and 2.14 respectively.

c. Accelerated Training Programme

To enable Impala Platinum Limited to cater for their future manpower needs, accelerated training programmes are implemented to assist identified employees to accelerate their training full time within one of the career paths available. The ability to strategize career paths in terms of the company's equity targets and to provide individual development plans will remain as one of the major vehicles to identify and develop HDSA employees. The programmes that are individually developed are indicated in Table 2.10. The table presents the targets for fast-tracking of Impala Platinum employees over a (5) five year period, focusing on training amongst HDSA's in an effort to improve upon the HDSA status within the skills profile at the mine.

These targets are reflecting new enrolments against those completing the programmes. Figures are not additional as they are also reflected under Tables 2.4, 2.8, 2.10, 2.14 respectively.

d. Succession Planning

Talent forums are on-going where champions focus on different aspects in identifying talent pools, i.e. minimum requirements of the job, turnover, retirement age, performance, potential and Employment Equity. This is to ensure that a fair and consistent process is followed across the operations. The emphasis is on identifying potential HDSA successors for D and E level position. Targets are set for new identified successors across the organization for the next five (5) years as presented in Table 2.9. Progressive figures will be reported on annually. Monitoring of successors in terms of movements (turnover, promotions and time frame) and readiness is reported on an on-going basis and will be evaluated annually.



Table 2.8: Five (5) year targets from 2014 for Career Progression Plans

Training Programmes within Career Progression Paths	Position starting from	Current Training Intervention	Target Position Working Towards	2014	2015	2016	2017	2018
				Employees provided with Career Progression Plan	Employees provided with Career Progression Plan	Employees provided with Career Progression Plan	Employees provided with Career Progression Plan	Employees provided with Career Progression Plan
Trainee Engineer *	Junior/Trainee Engineer	Junior Engineer Program	Engineer	4	4	4	4	4
Engineering Foremen	Artisan	Foreman Dev. program	Engineering Foreman	20	20	20	20	20
Eng. Learnerships **	Learner	Learnership	Artisan	53	65	77	74	72
Artisan Aide Level2 ***	Aide/helper	Artisan Aide L2 Skills Program	Serviceman	50	50	50	50	50
Plant Foreman	Plant Operator	Unit Standard Based	Plant Foreman	5	5	5	5	5
Modular Based Training	Senior Plant Operator	Modular Based Training	Process Controller	10	10	10	10	10
(CPDP) Career Path Development Progr.	Trainee Analyst	(CPDP) Career Path Development Programme	Analyst (B5)	2	2	2	2	2
SUB TOTAL				144	156	168	165	163

* Trainee Engineer – New intake per annum and included in Table 2.11 under Mentoring

** Level 3 Rock Breaker and Engineering Learnership target: New enrolment per annum in line with targets reflected in Table 2.4 Learnerships

*** Artisan Aides targets: New intake per annum in line with targets in Table 2.5 Skills Development Programmes



Table 2.8 Cont: Five (5) year targets from 2014 for Career Progression Plans

Training Programmes within Career Progression Paths	Position starting from	Current Training Intervention	Target Position Working Towards	Employees provided with Career Progression Plan				
				2014	2015	2016	2017	2018
NC: Rock Breaker ** U/G Hard Rock Lev.3	Mining Trainee	Level 3 Rock Breaker Qualification	Miner	30	30	30	305	30
Mining Engineer in training (Graduate)	Mining Graduate	Learner Mine Official	Shift Supervisor	0	0	5	5	5
Mining Trainees	Mining Trainee	Learner Mine Official	Shift Supervisor	5	5	5	5	5
Ex-Miners	Miner	Shift Supervisor	Shift Supervisor	15	15	15	15	15
Operator Mining ^	Equipment Helper	Operator training	Operator	500	500	500	500	500
New recruit mining ^	New recruit	Equipment helper	Equipment helper	700	700	700	700	700
Rock Engineering ^^	Learner	Rock engineering programme	Rock Engineer	3	3	3	3	3
Survey ^^	Survey assistant	Survey programme	Surveyor	1	1	1	1	1
Ventilation ^^	Ventilation observer	Ventilation programme	Ventilation Officer	2	2	2	2	2
SUB TOTAL				1256	1256	1261	1261	1261
TOTAL				1 400	1 412	1 429	1 426	1 424

** Level 3 Rock Breaker and Engineering Learnership target: New enrolment per annum in line with targets reflected in Table 2.4 Learnerships

^ Also included in Table 2.7 Core Training—do not add as progressive figure

^^ Also reflected in Table 2.14 Graduate/Diplomat & Internship Programmes.



Table 2.9: Five (5) year targets from 2014 for Succession Planning (Patterson D & E Levels Only)

Career Path	2014	2015	2016	2017	2018
	No. of HDSA Successors	No. of HDSA Successors	No. of HDSA Successors	No. of HDSA Successors	No. of HDSA Successors
Mining	10	10	10	10	10
Technical Services	12	12	12	12	12
Engineering	6	6	6	6	6
Human Resources	9	9	9	9	9
Medical Services	3	3	3	3	3
Safety	3	3	3	3	3
Finance	6	6	6	6	6
Processing	6	6	6	6	6
Refineries & HO	35	35	35	35	35
Totals	90	90	90	90	90

Note: Targets reflect New identified successors across the organization for the next 5 years



Table 2.10: Five (5) year targets from 2014 for Fast-tracking

Accelerated programme	Duration	In Programme June 2014	2014 Target			2015 Target				
			Identified for Fast Tracking	HDSA ID for Fast Tracking	Nr. Fast Tracked	HDSA's Fast Tracked	Identified for Fast Tracking	HDSA ID for Fast Tracking	Nr. Fast Tracked	HDSA's Fast Tracked
Ex-Miners	1 Year	15	15	13	15	13	15	13	15	13
NC: Rock Breaker L3	9 Months	75	30	30	30	30	30	29	30	29
Trainee Engineers (Junior Ingeneer)	30 Months	6	2	2	1	1	2	2	1	1
TOTAL		96	47	45	46	44	47	44	46	43

Accelerated programme	Duration	Identified for Fast Tracking	2016 Target			2017 Target			
			HDSA ID for Fast Tracking	Nr. Fast Tracked	HDSA's Fast Tracked	Identified for Fast Tracking	HDSA ID for Fast Tracking	Nr. Fast Tracked	HDSA's Fast Tracked
Ex-Miners	1 Year	15	13	15	13	15	13	15	13
NC: Rock Breaker L3	9 Months	30	28	30	28	30	29	30	29
Trainee Engineers (Junior Ingeneer)	30 Months	2	2	1	1	2	2	1	1
TOTAL		47	43	46	42	47	44	46	43

Accelerated programme	Duration	Identified for Fast Tracking	2018 Target		
			HDSA ID for Fast Tracking	Nr. Fast Tracked	HDSA's Fast Tracked
Ex-Miners	1 Year	15	13	15	13
NC: Rock Breaker L3	9 Months	30	30	30	30
Trainee Engineers (Junior Ingeneer)	30 Months	2	2	1	1
TOTAL		47	45	46	44

Note: Targets reflect the number of new learners entering the programme against the target number to qualify per annum. These targets are not additional learners as they are also reflected in tables 2.4, 2.10 & 2.11



2.4 MENTORSHIP PLAN

2.4.1 UNDERTAKING

Impala Platinum Limited is committed to the informal mentoring of employees. Impala Platinum Holdings Limited, on behalf of Impala Platinum Limited, is also actively involved in providing various forms of assistance to key empowerment groups present within Impala Platinum Limited's sphere of operation, with particular emphasis on the Royal Bafokeng Nation (RBN), who reside within the region of the Impala Rustenburg Operations and have been recognized as Impala Platinum's strategic BEE partner.

2.4.2 STRATEGIC PLAN - MENTORING OF EMPLOYEES

The mentoring of employees is seen as a critical mechanism through which the company can achieve its training targets and thereby achieve significant employment equity across the organization in line with the Employment Equity Plan. Table 2.11 indicates the key groups that receive the informal mentoring assistance within Impala Platinum. The table further summarizes the envisaged outcomes of such mentoring (such as talent pool or specific skill areas), in addition to the length of the mentoring programme in each case. As this is a key mechanism whereby Employment Equity targets within the company can be achieved, the company implements a process of mentoring/coaching of its Learnership candidates, Learners/Trainees and Bursars.

Of key significance in respect of mentoring is the company's management of its bursary students and the associated mentoring and experiential training provided to these candidates. Figure 2.3 (Section 2.5) summarizes the integrated approach in the selection and management of Impala bursary holders and the manner in which they feed into the talent pool for the company. A pool of mentors (Table 2.12) will be retained at the operations to facilitate the on-going mentoring of identified learners as in Table 2.11.



Table 2.11: Five (5) year targets from 2014 for Mentoring

Mentoring Programme	Impala Platinum Limited		Current Participants Jun-13	TARGET											
	Career Deliverables	Duration		2014		2015		2016		2017		2018			
				New Mentees	Mentees Completed	New Mentees	Mentees Completed	New Mentees	Mentees Completed	New Mentees	Mentees Completed	New Mentees	Mentees Completed		
Mining Engineer in training (Graduate)	Shift Supervisor	± 3 Years	49	5	15	5	13	5	12	9	9	5	5	5	
Mining Engineer in Training (Diplomat)	Shift Supervisor	± 3 Years	7	0	3	0	4	0	0	0	0	0	0	0	
Mining Trainees	Shift Supervisor	± 3 Years	30	5	11	5	10	5	9	5	11	5	5	10	
Ex-Miners	Shift Supervisor	1 Year	15	15	15	15	15	15	15	15	15	15	15	15	
Trainee Engineers (Junior Engineer)	Engineers	30 Months	14	5	3	8	4	11	3	11	6	10	3	3	
Engineering Learnerships	Artisans	36-42 Months	138	42	51	46	69	61	74	69	78	61	67	67	
Bursars (incl. CSI)	Graduates	3-4 Years	70	72	17	73	16	74	18	78	15	79	0	0	
Experiential learning / Internship	Competency training: Engineering, Metallurgy, Chemistry, Surveying, Finance, HR Environment Engineering Plant	1 Year	64	3	48	14	7	14	6	26	4	26	16	16	
TOTAL			387	147	163	166	138	185	137	211	138	201	116	116	

Note: Bursar mentoring inclusive of Labour Sending Areas and Local Community



Table 2.12: Summary of Mentor Targets for Five (5) years (2014 – 2018)

Mentoring	Location	Target No. of Mentors	Frequency of Mentoring
Bursary Students	Impala Platinum Limited	8	3 Mentoring Periods per annum
Learner Shift Supervisor	Impala Rustenburg Operations	12	Monthly
Trainee Engineers	Impala Rustenburg Operations	5	Monthly
Experiential Learning/ Internships	Impala Platinum Limited	10	Bi-Monthly

2.4.2.1 Mentoring Bursaries, Graduate/Diplomat & Internship Programmes:

The mentoring of the above mentioned students form part of the formal & informal mentoring process of Impala Platinum Limited as described in Section 2.4

- Bursary Students**
Impala Platinum currently has seventy (70) university bursary students, including Labour Sending Areas and Local Community as reflected in Section 3. (Table 2.11: Table 2.12). These seventy (70)) students will be mentored three (3) times a year as indicated in Table 2.12: Two (2) mentoring sessions per year at their respective tertiary institutions (students) and the remaining during their vacation work period, where students are mentored individually.
- Graduates and Diplomats:**
The mentoring of the graduates and diplomats as indicated by Table 2.12 will take place on a quarterly basis. This mentoring will be on-going for the duration of their respective programmes.
- Other Internship and Experiential programme students**
The mentoring of these students will take place on a quarterly basis as indicated in Table 2.12. This mentoring will also be on-going for the duration of their programme as indicated in Table 2.11.



2.5 BURSARY, GRADUATE/DIPLOMAT & INTERNSHIP PROGRAMME PLAN

2.5.1 UNDERTAKING

The Impala Platinum Limited bursary scheme is an open bursary scheme with a goal to timeously deliver sufficient, appropriately educated employees for the company who are trainable for further advancement and development. The Impala Rustenburg Operations and Impala Platinum Refineries will administer all internships and bursaries to be granted on their behalf by Impala Platinum Limited to beneficiaries on an annual basis.

2.5.2 STRATEGIC PLANS

Programme Targets: Table 2.14 presents the envisaged Graduate/Diplomat, Experiential Trainee and Internship programmes for a five (5) year period within Impala Platinum. Details in respect of the specific fields of study, HDSA and gender status are further outlined in the progress reports. The internship programme facilitates the development of the various talent pools and Learnership programmes to feed into the various points of career path entry as indicated in the table.

Impala Rustenburg Operations will continue to maintain a tracking procedure of each scholar's and bursar's progress annually in respect of their grades and date of completion of studies. Those scholars that matriculate with the appropriate grades and who are interested will be invited to enroll in the Learnership programme or appropriate bursary selection programmes as outlined in Section 3 of this document, in order to ensure that wherever possible, recipients of the bursaries are linked into the recruitment and HRD training programmes at the mine. The successful take-up of these scholars into Impala Platinum is both dependent on the grades achieved as well as the career wishes of the individual candidates.

Impala Platinum Limited also provides opportunities to eligible employees to further their education and increase their knowledge by providing financial support to study at recognized and approved tertiary institutions. Table 2.14 (b) provides a summarized view of the target number of employees supported set per annum to receive assistance. These targets reflect an average per annum and are not new enrolments per annum due to the duration of these studies on a part time basis.

University Bursaries: Impala Platinum Limited offers university bursaries for external students within an open bursary scheme, table 2.14 and bursaries to children from identified labour sending areas not included in table 2.14. All applicants are selected based on academic achievements whilst taking cognizance of the company's Employment Equity policy and associated targets and skill requirements within the future business plan. Impala Platinum Limited further strives to achieve a ratio of 80% HDSA bursary recipients; however the attainment of this proportion is dependent on the availability of suitable candidates. Only candidates with a minimum of a C symbol for Mathematics and Science on the Higher Grade are considered

The target reflected for bursaries is the number of bursars maintained per annum and not new bursar intakes per annum.

Internships/Experiential Training Plan

The following internship and experiential programmes are currently offered by Impala Platinum Limited:

- i. **Vacation work for Impala Platinum Limited Bursary Holders** within various departments is closely linked to their field of study at an Impala Platinum Limited Operation during their vacation work period. Assistance may be provided to students in practical assignments and all bursars are assisted in purchasing their own personal computers to enable bursars to become fully conversant in the computer technologies related to their field of expertise.



- ii. **Vacation work and experiential training for students of all disciplines for non-Bursary holders** from all disciplines are also invited to provide assistance at the Impala Platinum Limited Operations during the December period. The purpose of this programme is to maintain staff capacity whilst a number of permanent employees are on leave, as well as to provide recruited learners with practical work experience and experiential training. This opportunity is provided with a ratio of seventy percent (70%) enrolments reserved for HDSA candidates.
- iii. **Experiential Training & Internships for non-employee diplomats and graduates.** In conjunction with the community, Universities of Technology and Universities, Impala Platinum Limited will continue to offer students experiential training and internships in Metallurgy and Chemical engineering, Chemistry, Mining, Survey, Finance, Human Resources, Engineering, Surveying, Environmental and Rock Engineering fields. Students are assigned to experiential training that will enable them to obtain the relevant qualifications. These experiential learning programmes will continue to be present at both the Impala Rustenburg Operations and Impala Platinum Refining in Springs. Internships will be offered to Graduates and Diplomats for one year to gain experience.
- iv. **Trainee Engineer Programme** is aligned to develop engineers in all related engineering fields. The engineering fields incorporated by Impala Platinum Limited are: Electrical, Mechanical, Metallurgical, Chemical and Mining Engineering. These programmes could take two (2) years to complete and enable junior graduates or diplomat engineers to be appointed as engineers in their area of specialization.

In addition to the bursary and experiential training programmes offered by Impala Platinum, external bursar holders have the opportunity to acquire internships with the mine. Students accepted into this programme will gain the necessary training to complete their studies by utilizing the mentoring and internship programme available to bursary students. Table 2.14 depicts the business areas in which these students can be accommodated. The numbers planned in Table 2.14 includes the Bursaries and the Learnerships awarded to learners from the Labour Sending Areas.

2.5.2.1 Educational Assistance

Educational assistance is provided to eligible employees to continue their education and gain further knowledge within the line of work on a part time basis to complete Certificates of Competency or Under-graduate and post-graduate studies and professional qualifications. This scheme provides the employee with the necessary financial support for tuition and books, study leave to write exams, and access to attend compulsory study schools as required.



Table 2.14 (a): Five (5) year targets from 2014 for Bursary, Graduate/Diplomat & Internship Programmes

Impala Platinum Limited Programme	Field of study	2014		2015		2016		2017		2018		Career path entry
		New Intake	Target (No Offered)	New Intake	Target (No Offered)	New Intake	Target (No Offered)	New Intake	Target (No Offered)	New Intake	Target (No Offered)	
* University Bursaries (External)	Mining Engineering	4	18	4	17	3	17	3	15	4	15	Core Skills Graduate Training programmes
	Chemical Engineering	0	5	0	2	0	2	0	1	1	1	
	Electrical Engineering	1	1	0	2	1	2	1	2	0	2	
	Accounting	1	2	0	2	0	1	0	1	0	1	
	Mechanical Engineering	2	3	2	3	1	2	1	2	1	2	
	Chemistry	0	1	0	0	0	0	0	0	0	0	
	Geology	1	4	0	3	1	2	0	2	0	2	
	Survey	1	0	0	0	0	0	0	0	0	0	
	Human Resource	0	0	0	0	0	0	0	0	0	0	
	Other Degrees	1	0	0	0	0	0	0	0	0	0	
	Post Graduates	1	2	1	2	1	2	1	2	1	2	
	TOTAL		12	36	7	31	7	28	6	25	7	



Table 2.14 (a)cont: Five (5) year targets from 2014 for Bursary, Graduate/Diplomat & Internship Programmes *

Programme	Field of Study	2014		2015		2016		2017		2018		Career Path Entry
		New Intake	Partici-pants p/a	New Intake	Partici-pants p/a	New Intake	Partici-pants p/a	New Intake	Partici-pants p/a	New Intake	Partici-pants p/a	
** Graduate/ Diplomat Internship & Experiential Programme (Internal)	Graduate Mining Training	5	33	5	26	10	27	14	33	10	33	Core Skills Mining & Engineering Supervisory positions
	Diplomat Surveying *	1	1	1	1	6	1	6	1	5	1	
	Diplomat Mining Training	0	8	0	8	0	0	0	0	0	0	
	Diplomat / Graduate * Engineering Training	2	10	2	10	2	10	2	10	2	10	
	Graduate Rock Engineering	3	5	3	5	3	5	3	5	3	5	
	Graduate Ventilation	2	5	2	5	2	5	2	5	2	5	
	Mining Trainees	5	25	5	25	5	25	5	25	5	25	
Total		18	82	18	78	28	71	32	79	27	79	

Programme	Field of Study	2014		2015		2016		2017		2018		Career Path Entry
		New Intake	Partici-pants p/a	New Intake	Partici-pants p/a	New Intake	Partici-pants p/a	New Intake	Partici-pants p/a	New Intake	Partici-pants p/a	
*** Other Internship & Experiential Programmes (External)	Metallurgy/ Chemical Eng.	0	0	2	7	7	7	7	7	7	7	Discipline Specific Training/Metallurgists & Analysts positions
	Chemistry	3	3	2	7	7	7	7	7	7	7	
	Mining	0	0	0	0	0	0	10	10	10	10	
	Engineering	0	0	0	0	0	0	2	2	2	2	
	Total		3	3	4	14	14	14	26	26	26	

Note: These bursars are not including Labour Sending Areas and Local Community bursaries. These targets represent the average number of learners enrolled on this programme per annum. These are not new enrolments per annum.



Table 2.14 (b): Five (5) year targets from 2014 for Bursary, Graduate/Diplomat & Internship Programmes

Programme	2014		2015		2016		2017		2018		Career Path Entry
	New Participants	Participants p/a	New Participants	Participants p/a	New Participants	Participants p/a	New Participants	Participants p/a	New Participants	Participants p/a	
Field of Study											
Employees Supported	75	360	95	380	105	390	115	400	115	400	In line with Mining Career paths
Total	75	360	95	380	105	390	115	400	115	400	

Note: Targets are an average number of learners supported on the programme per annum. These are not new enrolments. Many employees will roll over from one year to another until they have completed their studies



2.6 EMPLOYMENT EQUITY PLAN

2.6.1 OVERVIEW

Impala Platinum will align all Employment Equity efforts as prescribed to reflect the demographics of South Africa. In line with its vision of “unlocking the potential of all its employees” and in compliance with the employment Equity Act, and the Mining Charter as amended from time to time, Impala Platinum is committed to a process of:

- Increase organizational effectiveness to sustain competitive advantage by recruiting, selecting and developing HDSA employees to their full potential;
- Providing development opportunities to all employees with a particular focus on those who have been excluded from the main stream of economic activity as a direct result of unfair discrimination;
- Maintaining short to medium term equitable means to counter employee imbalances of the past as a result of legislation and/or customary practices;
- Align the employment equity process with the company’s values and goals.

2.6.2 UNDERTAKING

Impala Platinum will implement an Employment Equity Plan ensuring that set targets are met and that all employees are aware of the company’s goals. The Employment Equity Plan (as set out below in Table 2.10) incorporates the strategies, targets and plans to comply with the Mining Charter’s focus on and specific targets for, Historically Disadvantaged South African’s (HDSAs) in management positions.

2.6.3 STRATEGIC PLANS FOR EMPLOYMENT EQUITY

2.6.3.1 PRINCIPLES FOR EMPLOYMENT EQUITY AT IMPALA PLATINUM

Impala Platinum have set annual numerical goals with regards to employment equity. In the process of achieving these goals the company adheres to the following principles:

- No person will be appointed to a position unless suitably qualified and/or competent;
- Suitably qualified persons from HDSA groups will be given preference in the filling of vacancies and in promotions;
- No forced retrenchment programme will be implemented for the achievement of numerical goals;
- New appointments will preferably be from HDSA groups to achieve numerical goals;
- Impala Platinum, in setting out to achieve the numerical goals, shall consider the present and anticipated economic and financial factors relevant to the industry in which the company operates;
- The company will have regard for the growth or reduction in the workforce during the time period set for achieving the goals;
- Many of the essential competencies are currently vested with non HDSAs. Negative perceptions and attitudes arising out of the implementation of this plan must be kept to a minimum. The company therefore agrees to adopt a policy of transparency through proper communication with those from non HDSA groups and will highlight that their prospects of advancement will be reduced in order to achieve the set goals in this plan.
- The duration of the Employment Equity Plan will be determined by the company’s compliance with all relevant legislation with regards to employment equity, including the Mining Charter’s target of forty per cent (40%) HDSAs in management and core & critical skills positions.



2.6.3.2 MANAGEMENT OF EMPLOYMENT EQUITY PLANS AT IMPALA PLATINUM

- The company established the Social, Ethics and Transformation Committee (SET) to ensure the creation and implementation of a plan that is aimed at the achievement of 40% HDSA employees in management positions. In order to ensure that the plan is implemented and to further develop the transformation strategy of the Implats group from time to time, a sub-committee of the Implats board has been convened comprising all executive directors; certain non-executive directors and the Human Resource Executive. The sub-committee will meet quarterly and monitor progress of the transformation plan, which includes the Social and Labour Plan.
- A Senior Manager has been assigned to take responsibility for implementing and monitoring of the plan.
- Transformation Steering Committees have been established at the operation level, reporting to the company's Transformation Steering Committee. These operational committees are responsible for the development of plans for their respective workforce and ensure the implementation of a communication, awareness and training programmes.
- Line managers at the Operations are responsible for ensuring the implementation of the plans in their respective areas.
- Although the Equity Act ultimately places the responsibility for implementing employment equity with management, the pivotal role to be performed by Impala Rustenburg and Refineries Operations' Transformation Steering Committees in achieving the objectives of this plan is recognized and accepted by all the stakeholders.
- All employees are exposed to an overview of the Employment Equity Act and the Mining Charter requirements.

2.6.3.3 STRATEGIC PLANS FOR ACHIEVING HDSAS IN MANAGEMENT AT IMPALA PLATINUM

Table 2.10 presents the envisaged Employment Equity targets for the next five (5) years at Impala Platinum for the mine workforce with the ultimate goal of achieving 40% HDSAs in management and core & critical skills positions in line with the requirements of the Mining Charter. The planning of these targets and the strategies outlined below were based on the availability of positions on the Business Plan as well as the current availability of HDSA candidates within each discipline at the mine.

In order to achieve the employment equity targets identified in Table 2.10, the following initiatives will be implemented:

- **Accelerated Training Programmes:** To enable the mine to cater for their future human capital needs, accelerated training programmes are implemented to assist identified employees to accelerate their training within one of the career paths available (see sections 2.3 and 2.4).
- **Career Progression:** Individuals with potential are identified and placed on the career progression plan (Refer to Section 2.3);
- **Skills Transfer:** is a process through which HDSAs are mentored to a level where they are skilled to take over the relevant position. The objective is to prevent excessive skills loss from the company, particularly in core business areas.
- **Bursary Holders:** to ensure the appointment of students on completion of studies at tertiary institutions;
- **Experiential Training:** is and will continue to be offered to Graduates to obtain a qualification.
- **Mentorship Programme** (informal) will continue to be implemented to up-skill individuals who are identified as candidates for management positions.
- **Headhunting/Recruiting** of the best talent through credible recruitment agencies and at tertiary institutions are strategies that will also be utilised if required.



In addition to the above-mentioned initiatives, to ensure women representation in mining related occupations the following initiatives are and will continue to be implemented at Impala Platinum:

- Preference is given to females in the Learnership programmes;
- A strategy to appoint females in suitable positions has been implemented;

The Implats and Operational Transformation Steering Committees will play key roles in driving the strategic plans outlined above. Key issues will be given priority by the Transformation Steering Committees and may result in the following additional strategies being implemented by the Committees:

- Monitoring the appointment of members from the HDSA group;
- Monitoring identification of HDSA employees for succession with departments and/or sections and ensuring training and development programmes are implemented;
- Determining possible promotions from HDSA groups;
- Ensuring the retention of employees from HDSA groups;
- Changing policies, procedures and practices identified as containing barriers to the implementation of employment equity and the attainment of the legislated targets;
- The duration of the Employment Equity Plan will be determined by the company's compliance with all relevant legislation with regards to employment equity, including the MPRD Act's target of 40% HDSAs in management positions.

2.6.3.4. Monitoring and evaluation of Employment Equity Plans at Impala Platinum

The Employment Equity plans will be evaluated on a quarterly basis by the Impala Rustenburg and Refineries Operations' Transformation Steering Committees to ensure progress. The committee members will be granted reasonable time to report back to constituencies after meetings. Employment Equity issues will be discussed at the Impala Platinum Holdings Limited (Implats) Social, Ethics and Transformation Committee meetings and will be given equal attention as is given to strategic and operational matters.

Table 2.10: Five (5) year targets for Employment Equity

Category	Prescribed Target	2014	2015	2016	2017	2018
		Target (%)	Target (%)	Target (%)	Target (%)	Target (%)
Board	40% by 2014	56%	56%	56%	56%	56%
Top Management (E-Level: Upper)	40% by 2014	40%	40%	40%	40%	40%
Senior Management (E-Level: Lower)	40% by 2014	41%	42%	42%	43%	44%
Middle Management (D-Level: Upper)	40% by 2014	43%	43%	44%	45%	46%
Junior Management (D-Level: Lower)	40% by 2014	54%	56%	57%	59%	60%
Core & Critical Skills	40% by 2014	74%	75%	75%	76%	77%

SECTION 3

Socio-Economic Development Programmes



IMPALA PLATINUM LIMITED

SOCIAL AND
LABOUR PLAN



SECTION 3

3.1 SOCIO-ECONOMIC PROFILES & KEY ECONOMIC ACTIVITIES OF THE AFFECTED AREAS

3.1.1 INTRODUCTION

The Impala Platinum Rustenburg Operations are located in the Rustenburg Local Municipality within the Bojanala Platinum District Municipality in North West Province (Appendix A). The nearest major town is Rustenburg. Impala Platinum's Refineries are located in Springs in the Ekurhuleni Metropolitan Municipality in Gauteng Province while the Impala Platinum Limited Head Office is located in Johannesburg, Gauteng.

Given the locations of these operations and considering the major labor-sending areas (as indicated in Figure 1.3), this section presents socio-economic profiles of the North West, Gauteng and Eastern Cape provinces, the Bojanala and Ekurhuleni District Municipalities, as well as the Rustenburg Local Municipality.

3.1.2 NORTH WEST PROVINCE

3.1.2.1 SOCIO-ECONOMIC PROFILE AT PROVINCIAL LEVEL

The 2011 Census results estimate the population of the North West Province three million five hundred and nine thousand nine hundred and fifty three (3 509 953).

The Quarterly Labour Force Survey (QLFS) from Stats SA for the second quarter of 2013 reported that the population of working age (between the ages of 15 and 64 years) in North West constituted 68.3% of the total population of working age in South Africa. However, the total people employed in North West constitute 36% of the total population of working age (between the ages of 15 and 64 years). The unemployment rate that was recorded for the period was 13%, whilst the not economically active people within the working age category was 51%. We need to consider that these figures do not incorporate income from informal employment or remittances to households by employed family members from elsewhere.

Table 3.1 below shows the basic services within North West Province, there has been a significant improvement over the years in provision of basic services from 2001 to 2011. The proportion of households using electricity as the main source of energy for lighting, heating and cooking increased significantly across the province; in 2001 use of energy for lighting was 72.3% and has increased to 84% in 2011. There has been an increase in provision of piped (tap) water inside dwelling/yard from 52.8% in 2001 to 69.3% in 2011.



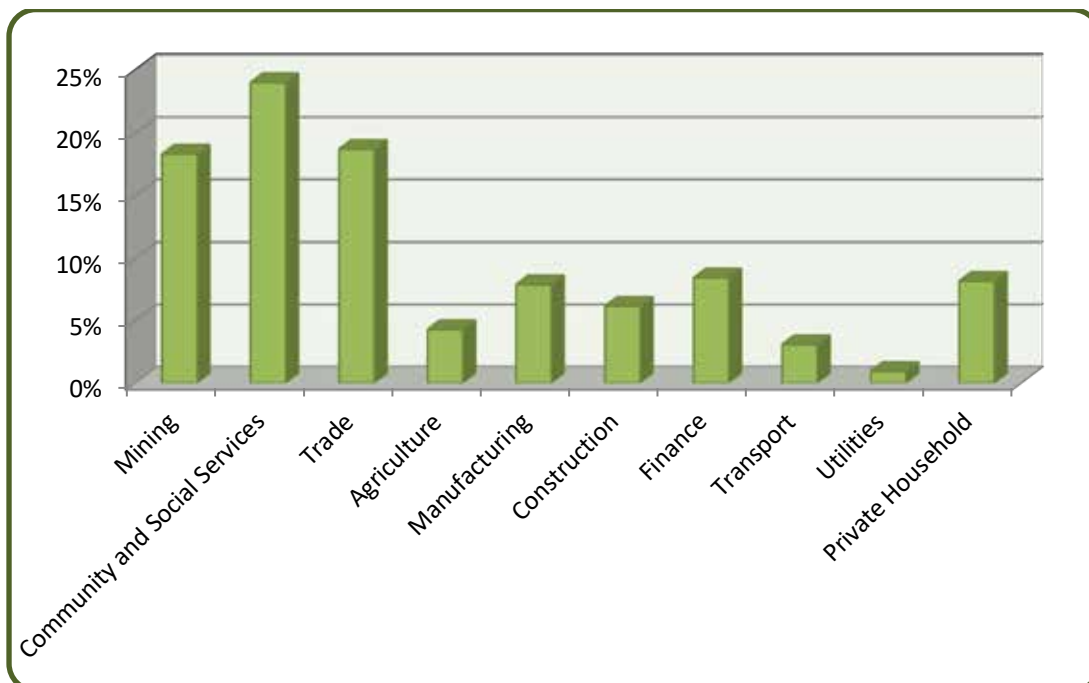
Table 3.1: Summary of service provision levels in the North West Province in 2011 (Census 2011)

BASIC SERVICES DESCRIPTION	
Electricity Provision	
Lighting	84.0%
Cooking	75.3%
Heating	61.8%
Water Access	
Pipe (tap) water inside dwelling/yard	69%
Pipe (tap) water outside yard	22%
No access	8%
Types of Toilet	
Flush/Chemical Toilet	47%
Pit latrine	46%
Bucket toilet	1%
None	6%

3.1.2.2 KEY ECONOMIC ACTIVITIES AT PROVINCIAL LEVEL

The mining sector is recorded as the third at 18% in the employment of the North West province, trade sector at 19% and community & social services dominates with 28%. Utilities sector is the least contributor at 1% (Figure 3.1).

Figure 3.1 Employments Sectors in North West Province in 2013 (Q2: QLFS)





3.1.3 GAUTENG

3.1.3.1 SOCIO-ECONOMIC PROFILE AT PROVINCIAL LEVEL

According to Census Survey 2011 the province of Gauteng is holding the highest population of more than 12.2 million people in South Africa. The majority of this population 72% was of working age at the time, with a relatively small proportion of the population 31% under the age of 19 years. Thus, the creation of sufficient employment opportunities, as well as the adequate provision of services for a rapidly expanding population is likely to be of primary concern for the province.

According to the QLFS done in second quarter of 2013, the employment profile for Gauteng is better than that of a number of other provinces in South Africa. Fifty two percentages (52%) of the working age population (15 – 64 years) was employed whilst 30% was not economically active.

In terms of basic services, the proportion of households using electricity as the main source of energy for lighting, heating and cooking increased across the province. The households with access to piped water inside the dwelling or yard has increased from 82.7% in 2001 to 89.4 in 2011 and alongside is the decline in households with no access to piped water. Generally provision of basic services in the province has significantly improved.

Table 3.2: Summary of service provision levels in the Gauteng Province (Census 2011)

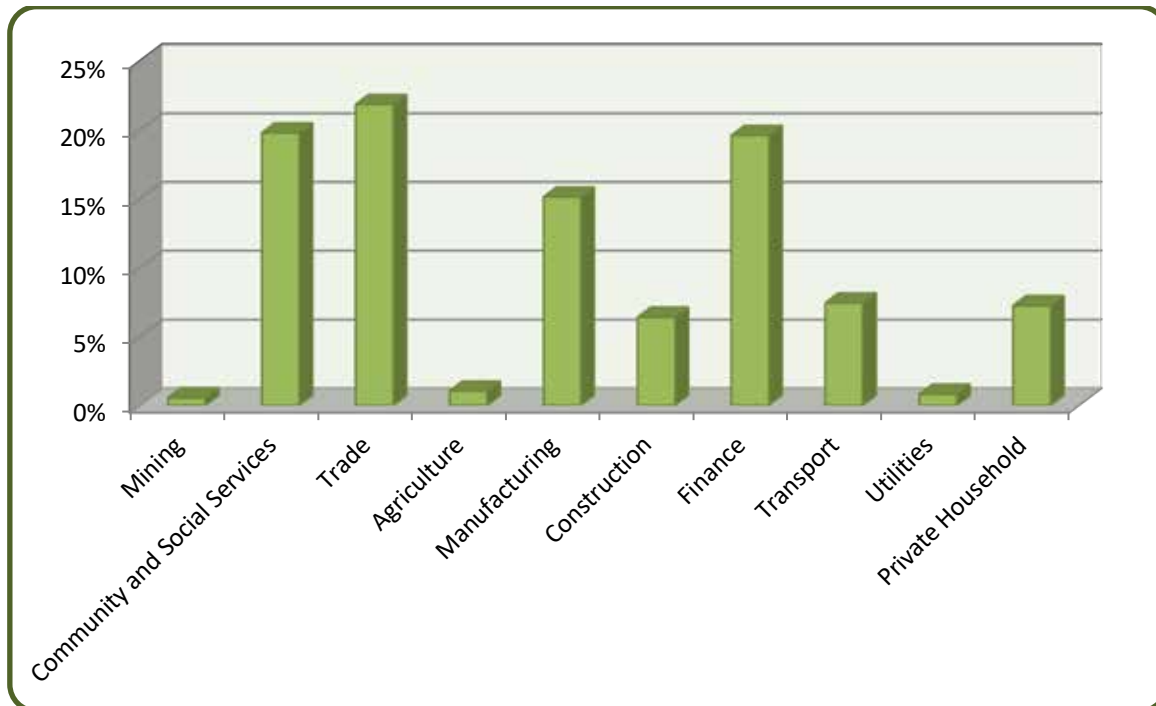
BASIC SERVICES DESCRIPTION	
Electricity Provision	
Lighting	87.4%
Cooking	83.9%
Heating	74.7%
Water Access	
Pipe (tap) water inside dwelling/yard	89.4%
Pipe (tap) water outside yard	8.8%
No access	1.8%
Types of Toilet	
Flush/Chemical Toilet	86.5%
None	1.1%

3.1.3.2 KEY ECONOMIC ACTIVITIES AT PROVINCIAL LEVELS

The mining sector in Gauteng only contributed 1% to total employment in the province as per the second quarter of 2013 of the QLFS. The trade sector was recorded to be the highest economic contributor to the province at 22% with utilities and agriculture being the lowest at 1%. Community & social services, manufacturing and finance industries collectively emerged as major employers in the province with 20%, 15% and 20% respectively (Figure 3.2).



Figure 3.2 Employment Sectors in Gauteng Province in 2013 (Q2: QLFS)



3.1.4 EASTERN CAPE

3.1.4.1 SOCIO-ECONOMIC PROFILE AT PROVINCIAL LEVEL

The Eastern Cape Province had a sizeable population of over 6.5 million people according to Census conducted in 2011, making it the third most heavily populated province in the country. There has been a consistent decline in the proportion of the population aged 0-14 (36.6% in 2001 to 33.0% in 2011), an increase in the 15-64 (57.1% in 2001 to 60.2% in 2011) and 65+ (6.3% in 2001 to 6.7% in 2011) age group. The QLFS for the second quarter of 2013 reported that the population of working age in Eastern Cape constituted 12.7% of the total population of working age in South Africa. The unemployment rate that was recorded for the period was 14%, whilst the not economically active people within the working age category was 55%.

In terms of access to basic services, the Eastern Cape has significant improvement over the years. The proportion of households using electricity as the main source of energy for lighting in 2001 was 50%, and has increased to 75% in 2011 again there has been an increase in provision of piped (tap) water inside dwelling/yard to 89.4% in 2011. About 86.5% has access to sanitation facilities.



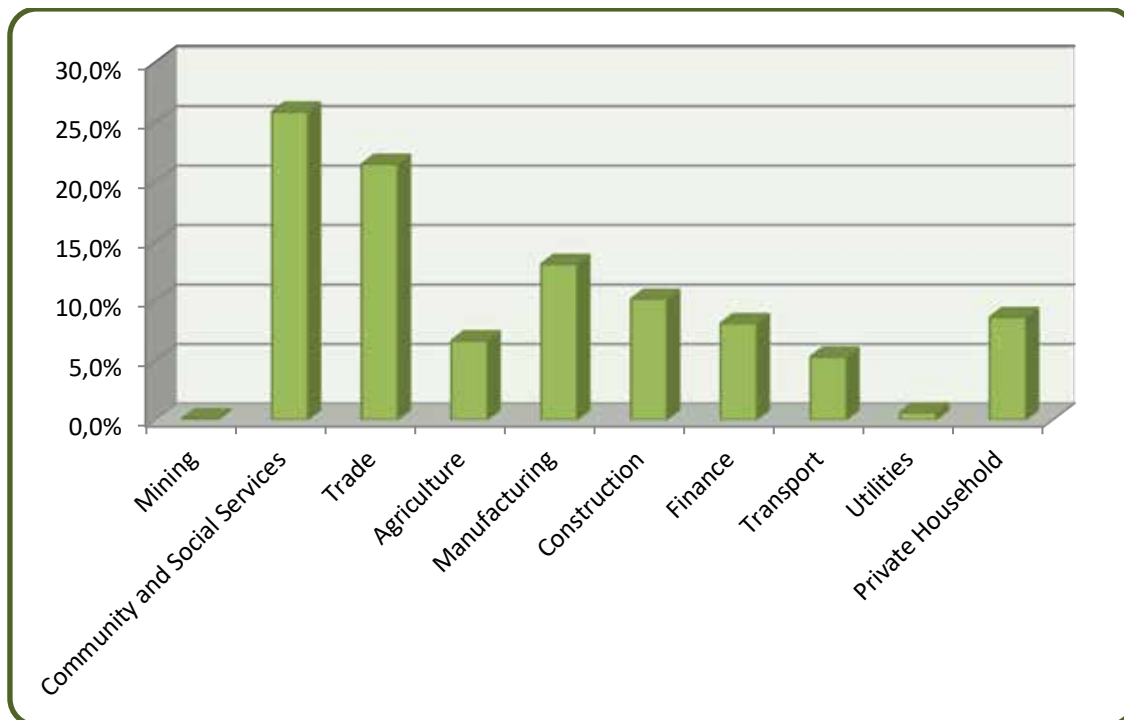
Table 3.3: Summary of service provision levels (%) in the Eastern Cape Province in 2011 (Census 2011)

BASIC SERVICES DESCRIPTION	
Electricity Provision	
Lighting	75.0%
Cooking	62.1%
Heating	31.2%
Water Access	
Pipe (tap) water inside dwelling/yard	89.4%
Pipe (tap) water outside yard	8.8%
No access	1.8%
Types of Toilet	
Flush/Chemical Toilet	86.5%
None	1.1%

3.1.4.2 KEY ECONOMIC ACTIVITIES AT PROVINCIAL LEVEL

According to second quarter 2013 of QLFS, mining is a very minimal job provider in the Eastern Cape Province, contributing just 0.1% to the employment sector. The main contributor is the community and social services with 26% and followed by trade with 21%. The other formal employers of significance are manufacturing and construction with 13% and 10% respectively. A breakdown of employment in the province is provided in Figure 3.3 below.

Figure 3.3 Employment Sector in the Eastern Cape Province in 2013 (Q2: QLFS)



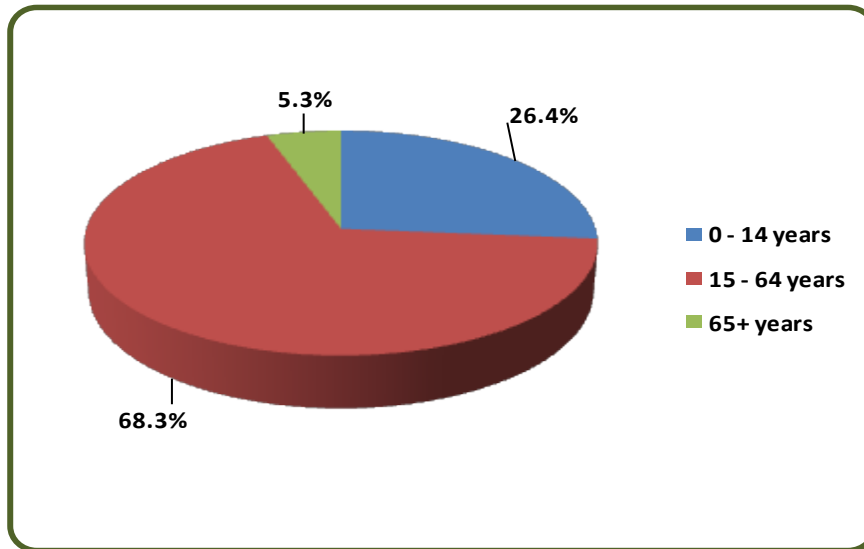


3.1.5 BOJANALA PLATINUM DISTRICT MUNICIPALITY

3.1.5.1 SOCIO-ECONOMIC PROFILE AT DISTRICT MUNICIPALITY LEVEL

Of the population of just over 1.5 million recorded in Census 2011, 68.3% were of working age (between 15 and 64 years), while 26.4% of residents were under the age of 14. The age profile of district population is depicted in figure 3.4 below. The unemployment rate of the region had declined extensively from 40.9 in 2001 to 30.7 in 2011.

Figure 3.4: Age profile of the Bojanala District Municipality (Census 2011)



The employed individual has been recorded at 42% of the population of the working age whilst 19% are unemployed and 4% are discouraged work-seekers. The situation is compounded by the fact that 29.8% of the people who were actually employed earned no more than R1 600 per month. In addition, a further 15.1% of people earned between just R1 601 and R6 400 per month. Clearly, the majority of households in the District Municipality have few employed members, of whom the majorities are earning poor salaries (less than R1600). The income profile for the District Municipality, which excludes income from government grants, pensions and informal activities, is provided in Figure 3.5 below.



Figure 3.5: Monthly Individual Income of Employed Persons in the Bojanala District Municipality (Census 2011)

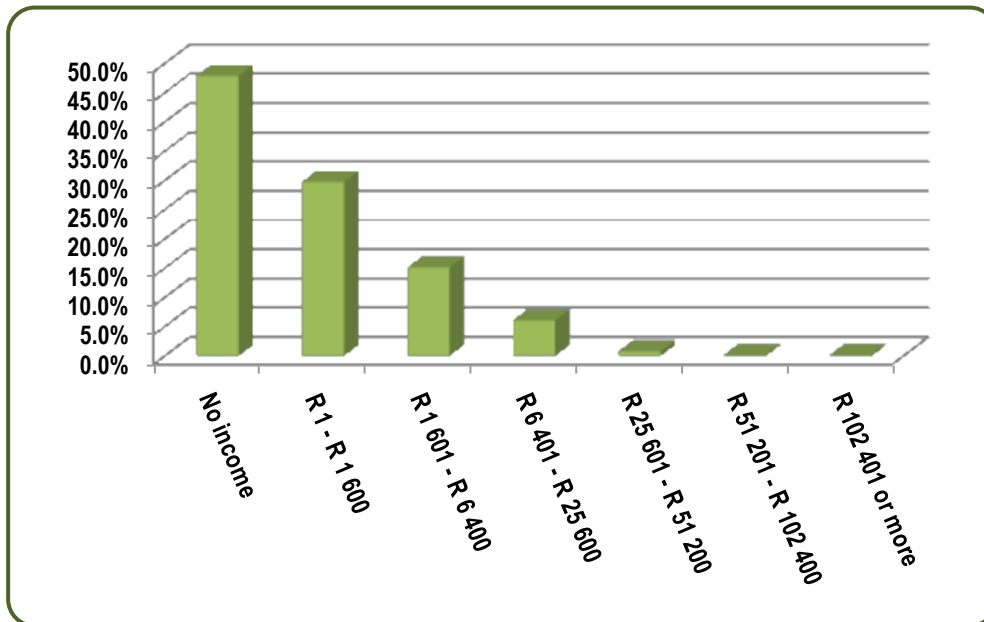


Table 3.4 provides a summary of key service provision indicators for the Bojanala District Municipality. There has been an improvement in the services provided in the municipality. Although there is an improvement the types of toilet used in the municipality is still of a concern that more than half of the household (55.9%) are still using pit latrine.

Table 3.4: Summary of service provision levels in the Bojanala District Municipality (Census 2011)

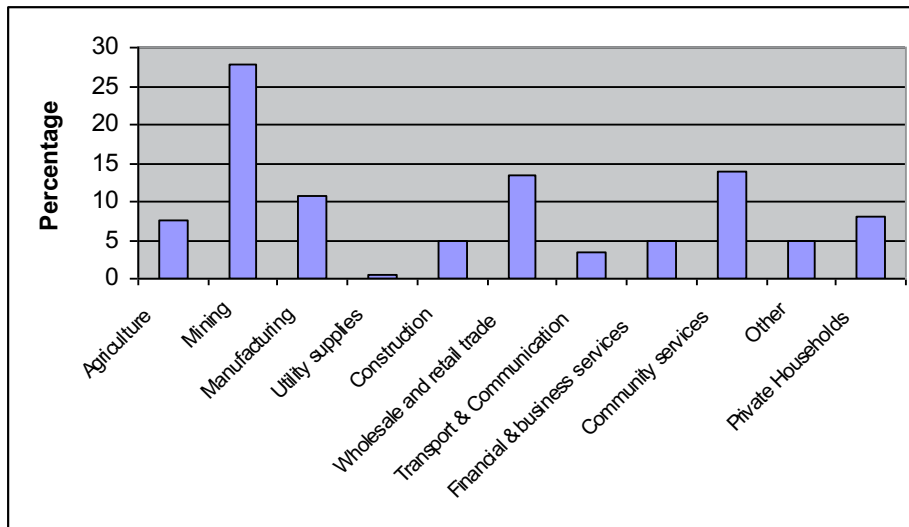
BASIC SERVICES DESCRIPTION	
Electricity Provision	
Lighting	84.2%
Cooking	77.2%
Heating	66.4%
Water Access	
Pipe (tap) water inside dwelling/yard	73.4%
Pipe (tap) water outside yard	16.8%
No access	9.7%
Types of Toilet	
Flush/Chemical Toilet	38.8%
Pit latrine	55.9%
Bucket toilet	0.9%
None	4.4%



3.1.5.2 KEY ECONOMIC ACTIVITIES AT DISTRICT MUNICIPALITY LEVEL

As reported in the 2010 IDP for the district, the mining sector is Bojanala’s chief source of employment and many of those working on the mines are migrant labourers from other parts of the country. Unemployment in the economically active age group in the district thus stands at 16%. As can be seen in Figure 3.6 below, the mining sector is the dominant industry in the District Municipality, contributing to 27% of employment. The wholesale and trade (13%) and community services (14%) make up the other major economic sectors in the region. The agricultural sector remains of relative significance in the region, contributing 7.5% to employment sector.

Figure 3.6: Employment sector in the Bojanala Platinum District Municipality (BPDM: 2010 IDP)



3.1.7 RUSTENBURG LOCAL MUNICIPALITY

3.1.7.1 SOCIO-ECONOMIC PROFILE AT LOCAL MUNICIPALITY LEVEL

The total population of 549 575 was recorded for the Rustenburg Local Municipality according to Census 2011, comprising of 55% males and 45% females. The significant growth in Rustenburg is largely attributed to the impact of the world’s four largest mines in the immediate vicinity of the town namely Anglo Platinum, Xstrata, Lonmin and us Impala Platinum. The breakdown of the population per gender and per race is as per table 3.6 below.

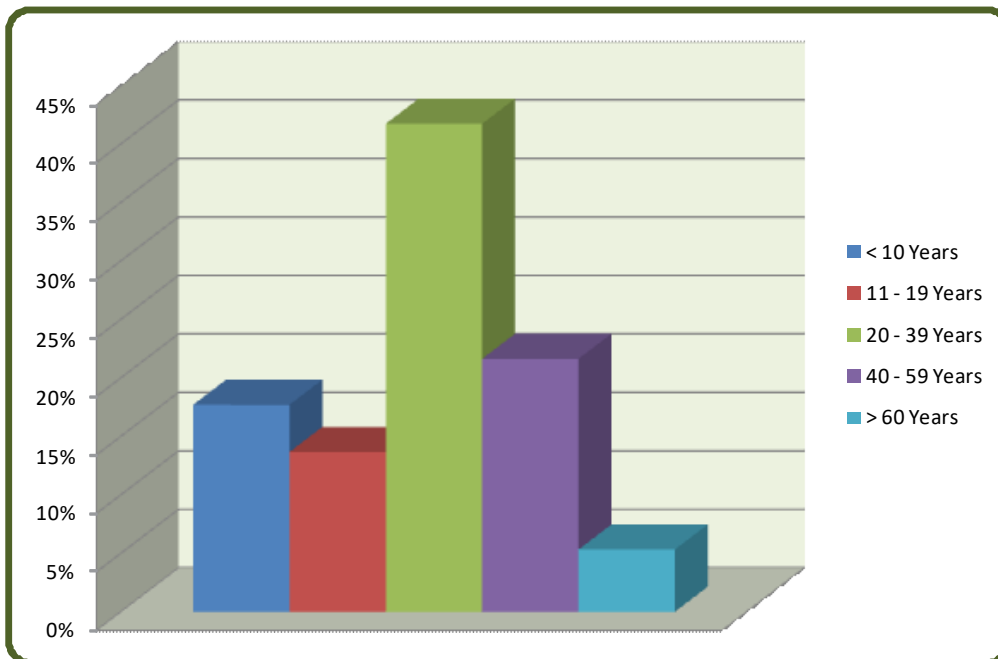
Table 3.6: Population of Rustenburg Local Municipality per gender and per race (RLM: IDP 2013/2014)

Ethnic Groups	Male	Female	Grand Total
Black	269,351	217,060	486,411
Coloured	2,503	2,356	4,859
Indian or Asian	2362	1852	4,214
White	26,113	25,729	51,842
Other	1,469	780	2,249
Grand Total	301,798	247,777	549,575



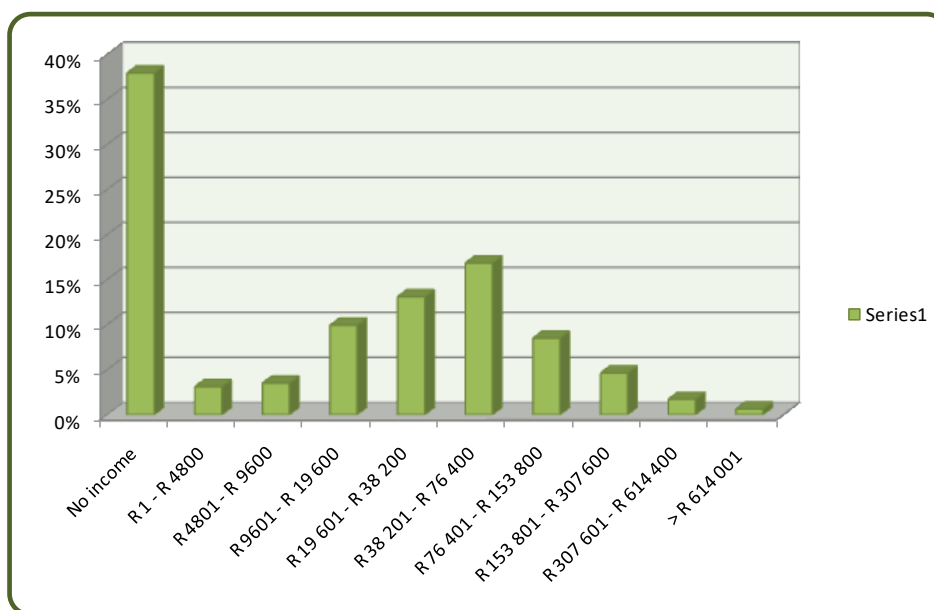
The age profile of the population is depicted in figure 3.7 which clearly illustrates the very youthful age structure in the Rustenburg Local Municipality with 18% of the population being younger than 10 years of age and a further 14% between 11 and 19 years.

Figure 3.7: Age profile of the Rustenburg Local Municipality



About a third of this population was below the age of 19 years, and the income profile for Rustenburg Local Municipality is however of concern. According to figure 3.8 below it is clear that the majority of individuals (17%) earn between R38 201 and R76 400 per year.

Figure 3.8: Monthly Individual Income of Employed Persons in the Rustenburg Local Municipality





3.1.7.2 KEY ECONOMIC ACTIVITIES AT LOCAL MUNICIPALITY LEVEL

As can be seen in the figure 3.9 below, the mining industry is by far the largest provider of jobs in the Rustenburg Local Municipality and is responsible for almost half of all formal employment. The only other employers of significance are the trade (15%) and community services (8%).

Figure 3.9: Employment Sector in the Rustenburg Local Municipality (RLM: IDP 2013/2014)

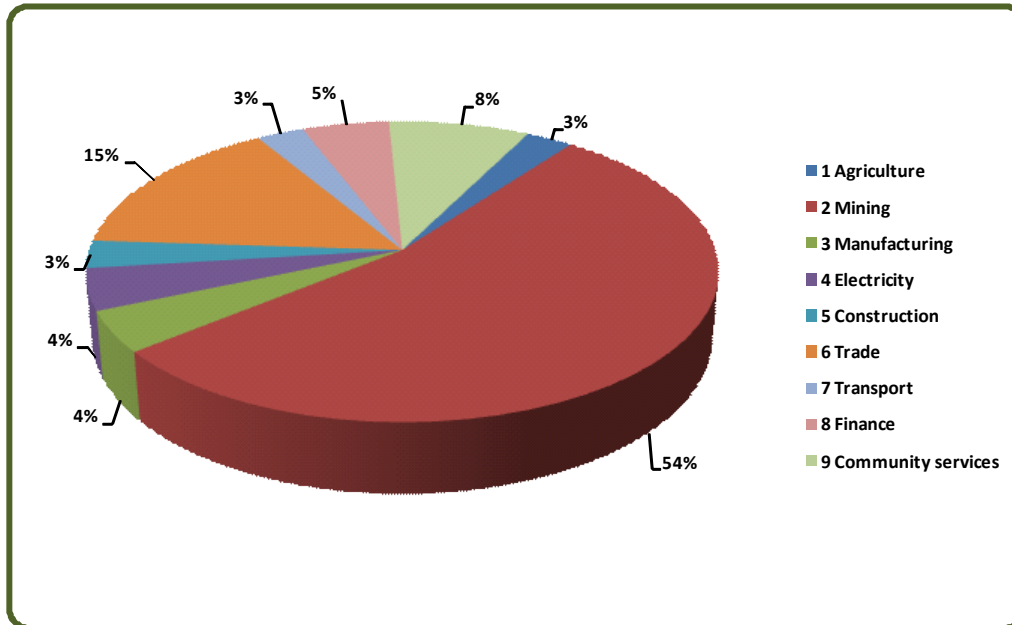


Table 3.7 below provides a summary of key service provision indicators for the Rustenburg Local Municipality and indicates the considerable challenges that exist regarding service provision. The provision of both electricity and sanitation services compares favorably with the levels recorded for the Bojanala District Municipality as a whole. The provision of sufficient housing in the Local Municipality requires considerable attention.

Table 3.7: Summary of service provision levels in the Rustenburg Local Municipality as per Census 2011

BASIC SERVICES DESCRIPTION	
Electricity Provision	
Lighting	35%
Cooking	31%
Heating	34%
Water Access	
Pipe (tap) water inside dwelling/yard	84.3%
Pipe (tap) water outside yard	9.4%
No access	6.3%
Types of Toilet	
Flush/Chemical Toilet	58.1%
Pit latrine	37.4%
Bucket toilet	0.6%
None	3.9%



3.2 IMPACT OF THE IMPALA PLATINUM LIMITED OPERATIONS

3.2.1 IMPALA PLATINUM'S COMMITMENT TO SOCIO ECONOMIC DEVELOPMENT¹¹

Impala Platinum re-aligned its Local Economic Development strategy to support the Local Government's Integrated Development Plan needs of infrastructure delivery, enterprise development and through housing developments. Figure 3.10 illustrates the strategic interventions, budget allocations and beneficiaries for each stream. A detailed summary indicating all the Infrastructure Development, Income Generating projects as well as other initiatives for a five year period is presented in the Table 3.8, followed by detailed project plans for all LED projects. A detailed project plan and strategy for the development of housing and living conditions as discussed in Section 3.3.

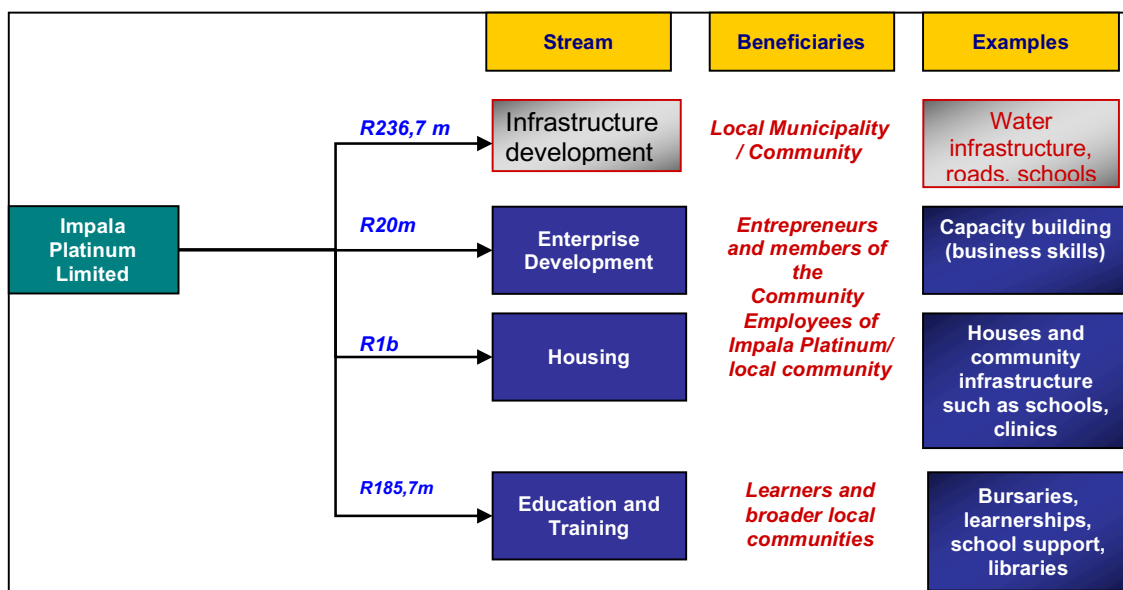
3.2.2 PROJECT IDENTIFICATION PROCESS

The guideline of the SLP requires mining companies to consult the Integrated Development Plan (IDP) of the local municipalities in which they operate. As a point of departure, Impala acquired the IDP document from Rustenburg Local Municipality (RLM) and identified relevant projects earmarked for its mine communities in conjunction with the IDP, Impala consulted the leadership of Royal Bafokeng Nation (RBN) with the view of ensuring that the development plans identified are suitable for their community needs and to give them an opportunity to make an input into the project to be considered.

Once the above proposed projects were collated and consolidated, community representatives in the future forum (IFF) were engaged to confirm whether the proposed projects would meet the needs of the community. In addition Impala wanted to find out if there are additional community projects that were not catered for in the combined proposed project list. Projects for sport facilities in Luka village were identified by the community representatives and they were included in the combined proposed project list for consideration.

Subsequently the proposed project list was presented to the communities by the FF community representatives for verification. The projects were then verified and are outlined below.

Figure 3.10: Impala Platinum Local Economic Development Strategic Initiatives



¹¹ It should be noted that the Socio Economic Development section of this SLP has been submitted a year earlier instead of June 2012



a. Infrastructure Development Projects:

Community Infrastructure upgrades

Mogono (Roads & storm water channels IDP 3013, page 174) and Kanana (Roads and storm water channels IDP 2013, page 174)

Proper roads and stormwater tends to be forgotten because problems only occur during rainy season, however road infrastructure and stormwater drainage rates are among the biggest problematic encounters in local communities. Flooded muddy roads disturbs an easy access to public transport and it adds to numerous other transportation challenges of local community members. Proper road infrastructure and storm water management is essential to raise the standard of living in these communities and protect their property.

Mogono (Upgrade of community hall)

Community facilities contributes to the upliftment of the communities through sport and recreation, open spaces and healthy life style. The development of this project offers a meaningful upliftment opportunity (recreational facilities, social services, youth programmes) to this community.

Kanana (Multi purpose centre and Library IDP 2013, page 194)

During community consultations by RLM, there was a need identified for the construction of a Multi-Purpose Centre and Library in Kanana. This project contributes meaningfully to the upliftment (recreational facilities, social services, youth programmes) of this community.

Freedom Park

Informal settlements such as Freedom Park have developed close to mining operations. These informal settlements are characterised by a lack of basic municipal services, infrastructure, health services and recreational/sport facilities. . During community consultations, RLM identified a need for projects that can uplift the Freedom park community.

- Construction of a Clinic (as per IDP, page 205, 2013);
- Community infrastructure such as roads, streetlights etc.;

These projects offer meaningful social and living conditions improvements to the community and will be done in partnership with RLM

Recreational and Sport Facilities

Luka/Mogono

At the community meeting known as Dumela Phokeng was done in April 2013, the objective for RBN in terms of sport is to encourage participation of children, youth and adults in sport. To achieve this objective, Royal Bafokeng Sport has a weekly training schedule for several popular sporting codes for all the communities. This programme seeks to create a platform for physical education and recreation while at the same time tapping into talent identification. A survey of Luka and Mogono communities was done to establish the current sport facilities available. Four community sport grounds are used at the moment, two in Mogono and two in Luka. All of the grounds (except for Mogono), are not facilitated at all with only clay ground as the playing field and no dressing rooms or ablution facilities. It is clear that the current facilities are totally inadequate and we will therefore contribute towards the



establishment of sport facilities in Luka/ Mogono in co-operation with the Royal Bafokeng Nation (RBN).

Lefaragatlhe (as per IDP, page 183, 2013)

The objective for RBN in terms of sport is to encourage participation of children, youth and adults in sport. To achieve this objective, RBN has a weekly training schedule for several popular sporting codes for all its communities. This programme seeks to create a platform for physical education and recreation while at the same time tapping into talent identification. This project will be established in partnership with RBN and RLM.

Freedom Park (as per IDP, page 183, 2013)

During community consultations, RLM identified a need for projects that can uplift the Freedom park community. Projects such as sport and recreational amenities are important to advance social cohesion. The project will be done in partnership with RLM

School Infrastructure

Impala is developing an integrated housing development initiative, Platinum Village home ownership project close to its Rustenburg operations. The first phase of Platinum Village has been signed off with 557 units to be built, ultimately the development should comprise of 2420 units. Impala partnered with government to ensure that our housing projects contribute to fully functional communities with all the required social amenities, and that they are constructed within a broader integrated spatial development framework. This project does not only promote home ownership it also creates integrated residential suburbs by developing schools, recreational areas and shopping centres. Platinum Village also involves the boarder community as a percentage of the houses will be sold to the general public. Following the success of the Sunrise View schools, Impala identified the Platinum Village School project as another a flagship project to build sustainable communities. A combination Primary/Secondary school will be developed in partnership with Department of Education (DoE) and Impala Bafokeng Trust (IBT).

Boitekong Township - Floods management initiative

During engagements with RLM, it was noted that the river/stream that flows through Boitekong township was in need of rehabilitation in order to control the flow of water during the raining season. The imminent danger of flooding was identified few years ago which is being exacerbated by new developments around Rustenburg. The implementation of flood management initiative will minimize the threat of flooding to communities along the stream. The project will be implemented in conjunction with Rustenburg Local Municipality.

b. Enterprise Development Projects

To facilitate the development of BEE entity, to improve the competitiveness of local SMME and black owned companies and to assist procurement to increase BEE spend we will maintain the enterprise development function with programs such as the Supplier Development Programme, the Business Development Programme, the business Advisory Service (current walk-ins) as well as the current Business Assistance and Mentoring Programme depending on the need and the company's financial position. The field of enterprise development is very dynamic with continuous changes for this reason the ED Department needs to be able adjust their programs to address these changes.



c. Education Initiatives

Education initiatives/projects were identified for Labour Sending areas, communities surrounding the Rustenburg operations and Impala's Refineries Operations in Springs.

Bursaries

These initiatives award bursaries to learners from Labour Sending Areas as well as our local communities. The Impala Platinum bursary policy will be applied

Learnerships

This initiative is to award Learnerships to learners from Labour Sending Areas as well as our local communities. These learners will be employed for the duration of the Learnership while they are prepared for further studies or future employment.

Capacitate of Community Amenities

Impala in partnership with provincial governments identified a need to capacitate community amenities such as Information hubs, Clinics, Community Halls etc. in Mine Lease Area and Labour Sending Areas. Capacitating of these facilities would contribute to the improvement of the quality of lives in the communities.

School Support Program

Mathematics and Science Schools Incubator Project: Teacher Enrichment

The past education system has deprived the HDSAs Mathematics and Science teachers adequate subject knowledge for effectively teaching the subjects. The recent curriculum changed has left some teachers struggling in the grasping of the new curriculum matters. A consultant workshop was held with the Mathematics and Science teachers of the incubated schools and they all echoed on their desperate need to be capacitated further in as far as Mathematics and Science is concerned. They further opted for the workshops systems as opposed to a formal schooling programme. The programme is both for high and primary school educators.

Mathematics and Science Schools Incubator Project: Learner Support

The recent curriculum changed has left some teachers struggling in the grasping of the new curriculum matters. A consultant workshop was held with the Mathematics and Science teachers of the incubated schools and they all echoed on their desperate need to be capacitated further in as far as Mathematics and Science is concerned. They further opted for the workshops systems as opposed to a formal schooling programme. The programme is both for high school and primary school educators. Some of the learners from this programme will be put through the Impala Talent Pool.

3.2.3 PLANNED PROJECTS

The tables below outline specific project plans and information for all local economic development initiatives. The detail includes background, geographical and budget information.



Freedom Park – Construction of a Clinic																				
Project Name:	Freedom Park – Construction of a Clinic																			
Background:	During stakeholder consultations, the task teams identified a project for the construction of a Clinic in Freedom Park (as per IDP, page 205). The development of this project offers a meaningful upliftment opportunity to Historically Disadvantaged communities close to Impala operations. It was therefore decided to contribute R10 000 000 towards the establishment of a clinic in Freedom Park.																			
Geographical Location of Project:	Freedom Park	Project Start Date:		FY2017		Project End Date:		FY2018												
Total Expected No. of Jobs to be created:	Estimate 8 temporary jobs - Final number only available after feasibility	Male:		Not known		Female:		Not known		Youth:	Not known									
Output	KPA (Key Performance Area)	Activity	KPI (Key Performance Indicator)	Responsible Entity	Timeframe						Total Budget Allocation									
					FY14	FY15	FY16	FY17	FY18											
Feasibility Study	Feasibility Report		Completion of Report	Impala project team				R	200,000		R	200,000								
Detailed Design	Construction and landscaping design		Completion of Design	Impala project team				R	1,000,000		R	1,000,000								
Sign off of Design and final scope	Agreement on detailed design with all stakeholders		Singed off design documentation	Impala project team/ Stakeholder Engagement/ Community Structures and DoH							R	-								
Construction Phase	Physical construction and establishment of the clinic		Completed facilities as per agreed scope and design	Impala project team				R	800,000		R	7,950,000								
Handover	Exit Strategy - Hand over of completed facilities to DoH		Successful handover function and acceptance by community	Impala project team/ Stakeholder Engagement/ Community Structures and DoH							R	50,000								
Total Project Budget:											R	-	R	-	R	2,000,000	R	8,000,000	R	10,000,000
Beneficiaries: (Community Specific)	Members of the broader community in Freedom Park										Project Partners/Associates:						Impala / DoH (Department of health to take responsibility to operate and maintain)			



Freedom Park – Construction of Sports Facility									
Project Name:	During stakeholder consultations, the task teams identified a project for the construction of a sport facility in the Freedom Park community (as per IDP, page 183). It is the vision of Impala to become a significant contributor towards creating a vibrant and sustainable socio-economic environment within the communities in which it operates, through sports development. It was therefore decided to construct these facilities to provide access to sport to the learners of schools in Freedom Park and the broader community surrounding these schools.								
	Geographical Location of Project:	Freedom Park	Project Start Date:	FY2017	Project End Date:	FY2018			
Total Expected No. of Jobs to be created:	Estimate 15 (final number only available after feasibility)	Male:	Not known	Female:	Not known	Youth:	Not known		
Output	Activity		Responsible Entity	Timeframe				Total Budget Allocation	
	KPA (Key Performance Area)	KPI (Key Performance Indicator)		FY14	FY15	FY16	FY17		FY18
Feasibility Study	Feasibility Report	Completion of Report	Impala project team				R 200,000		R 200,000
Detailed Design	Construction and landscaping design	Completion of Design	Impala project team/ Stakeholder Engagement/ Community Structures and RLM				R 800,000		R 800,000
Sign off of Design and final scope	Agreement on detailed design with all stakeholders	Signed off design documentation							R -
Construction Phase	Physical construction and establishment of the sport and recreational facilities	Completed facilities as per agreed scope and design	Impala project team/ Stakeholder Engagement/ Community Structures and RLM					R 7,000,000	R 7,000,000
Exit Strategy - Handover	Handover of completed facilities to RLM	Successful handover function and acceptance by community							R -
Total Project Budget:				R -	R -	R -	R 1,000,000	R 7,000,000	R 8,000,000
Beneficiaries: (Community Specific)	Learners of Freedom Park schools as well as members of the broader community			Project Partners/Associates:				Impala / RLM (RLM to take ownership and maintain after handover)	



Freedom Park – Community Infrastructure Upgrade											
Project Name:	Freedom Park – Community Infrastructure Upgrade										
Background:	During stakeholder consultations, the task teams identified the need for the upgrade of Community Infrastructure such as a Roads and Street Lights (the quantities in terms of km of roads and amount of streetlights cannot be determined and will be communicated to DMR after completion of the feasibility) has not yet been determined in Freedom Park. Upgrading of infrastructure offers a meaningful upliftment opportunity to the Freedom Park community very close to Impala operations. It was therefore decided to participate in a project to upgrade community infrastructure in Freedom Park.										
Geographical Location of Project:	Freedom Park	Project Start Date:	FY2017		Project End Date:		FY2018				
Total Expected No. of Jobs to be created:	Estimate 30 temporary jobs - Final number only available after feasibility	Male:	Not known		Female:	Not known		Youth:		Not known	
Output	KPA (Key Performance Area)	Activity	KPI (Key Performance Indicator)	Responsible Entity	Timeframe					Total Budget Allocation	
					FY14	FY15	FY16	FY17	FY18		
Feasibility Study	Feasibility Report		Completion of Report	Impala project team				R 1,000,000		R 1,000,000	
Detailed Design	Construction and landscaping design		Completion of Design	Impala project team				R 5,000,000		R 5,000,000	
Sign off of Design and final scope	Agreement on detailed design with all stakeholders		Signed off design documentation	Impala project team/ Stakeholder Engagement/ Community Structures and RLM						R -	
Construction Phase	Physical construction		Completed facilities as per agreed scope and design	Impala project team				R 4,000,000	R 39,900,000	R 43,900,000	
Exit Strategy - Handover	Handover of completed facilities to RLM		Successful handover function and acceptance by community	Impala project team/ Stakeholder Engagement/ Community Structures and RLM				R 100,000		R 100,000	
Total Project Budget:								R -	R -	R -	
Beneficiaries: (Community Specific)	Members of the broader community in Freedom Park				Project Partners/Associates: Impala / RLM (RLM to take ownership and maintain after handover)						



Mogono –renovation of community hall											
Project Name:	Mogono –renovation of community hall										
Background:	During stakeholder consultations, the task teams identified a project for the renovation of the community hall. This project offers a meaningful upliftment opportunity to community of Mogono. It was therefore decided to renovate the existing facilities to provide meaningful improvement to the broader community in the Mogono community.										
Geographical Location of Project:	Mogono	Project Start Date:	FY2017	Project End Date:	FY2017						
Total Expected No. of Jobs to be created:	Estimate 8 Temporary Jobs - Final number only available after feasibility	Male:	Not known	Female:	Not known	Youth:	Not known				
Output	Activity		Responsible Entity	Timeframe					Total Budget Allocation		
	KPA (Key Performance Area)	KPI (Key Performance Indicator)		FY14	FY15	FY16	FY17	FY18			
Feasibility Study	Feasibility Report	Completion of Report	Impala project team				R 40,000		R 40,000		
Detailed Design	Construction and landscaping design	Completion of Design	Impala project team				R 200,000		R 200,000		
Sign off of Design and final scope	Agreement on detailed design with all stakeholders	Signed off design documentation	Impala project team/ Stakeholder Engagement/ Community Structures and RBA						R -		
Construction Phase	Physical renovation and construction of the hall	Completed facilities as per agreed scope and design	Impala project team				R 1,760,000		R 1,760,000		
Exit Strategy - Handover	Handover of completed facilities to RBA	Successful handover function and acceptance by community	Impala project team/ Stakeholder Engagement/ Community Structures and RBA						R -		
Total Project Budget:				R -	R -	R -	R 2,000,000	R -	R -	R 2,000,000	
Beneficiaries: (Community Specific)	Members of the broader community in Mogono			Project Partners/Associates:					Impala / RBA (RBA) to take ownership and maintain after handover)		



Mogono (ward 3) – Roads & Storm Water Channels									
Project Name:	During stakeholder consultations, the task teams identified a project for the construction of a roads and storm water channels (the quantities in terms of km of roads and km of storm water channels cannot be determined now and will be communicated to DMR after completion of the feasibility) in Luka/ Mogono (ward 3) (as per IDP, page 174). The development of this project offers a meaningful upliftment opportunity to Historically Disadvantaged communities close to Impala operations. It was therefore decided to contribute towards the establishment of roads and storm water channels in the Luka/ Mogono villages.								
Background:									
Geographical Location of Project:	Luka/ Mogono	Project Start Date:	FY2016	Female:	Not known	Youth:	Not known	Project End Date:	FY2018
Total Expected No. of Jobs to be created:	Estimate 30 Temporary Jobs - Final number only available after feasibility	Male:	Not known						
Output	Activity	Responsible Entity			Timeframe			Total Budget Allocation	
	KPA (Key Performance Area)	KPI (Key Performance Indicator)	FY14	FY15	FY16	FY17	FY18		
Feasibility Study	Feasibility Report	Completion of Report	Impala project team		R 320,000			R 320,000	
Detailed Design	Construction and landscaping design	Completion of Design	Impala project team		R 1,680,000			R 1,680,000	
Sign off of Design and final scope	Agreement on detailed design with all stakeholders	Signed off design documentation	Impala project team/ Stakeholder Engagement/ Community Structures and RBA					R -	
Construction Phase	Physical construction and establishment of the roads and storm water channels	Completed facilities as per agreed scope and design	Impala project team			R 8,000,000		R 13,900,000	
Exit Strategy - Handover	Handover of completed facilities to RBA	Successful handover function and acceptance by community	Impala project team/ Stakeholder Engagement/ Community Structures and RBA				R 100,000	R 100,000	
Total Project Budget:			R .	R .	R 2,000,000	R 8,000,000	R 6,000,000	R 16,000,000	
Beneficiaries: (Community Specific)	Members of the broader community in Luka/ Mogono			Project Partners/Associates: Impala / RBA (RBA) to take ownership and maintain after handover)					



Luka/Mogono - Construction of Recreational and Sport Facilities												
Project Name:	During stakeholder consultations, the task teams identified a project for the construction of recreational and sport facilities in the Luka/Mogono communities. It is the vision of Impala to become a significant contributor towards creating a vibrant and sustainable socio-economic environment within the communities in which it operates, through sports development. It was therefore decided to construct these facilities to provide access to sport to the learners of schools in Luka/ Mogono and the broader community surrounding these schools.											
Background:												
Geographical Location of Project:	Luka/Mogono	Project Start Date:		FY2016		Project End Date:		FY2017				
Total Expected No. of Jobs to be created:	Estimate 25 Temporary Jobs - (final number only available after feasibility)	Male:		Not known		Female:		Not known		Youth:		Not known
Output	Activity	KPI (Key Performance Area)	KPI (Key Performance Indicator)	Responsible Entity		Timeframe						Total Budget Allocation
Feasibility Study	Feasibility Report	Completion of Report	Completion of Report	Impala project team		FY14	FY15	FY16	FY17	FY18	R 400,000	
Detailed Design	Construction and landscaping design	Completion of Design	Completion of Design	Impala project team				R 2,000,000			R 2,000,000	
Sign off of Design and final scope	Agreement on detailed design with all stakeholders	Signed off design documentation	Signed off design documentation	Impala project team/ Stakeholder Engagement/ Community Structures and RBA							R -	
Construction Phase	Physical construction and establishment of the sport and recreational facilities	Completed facilities as per agreed scope and design	Completed facilities as per agreed scope and design	Impala project team				R 7,600,000	R 9,900,000		R 17,500,000	
Exit Strategy - Handover	Handover of completed facilities to RBA	Successful handover function and acceptance by community	Successful handover function and acceptance by community	Impala project team/ Stakeholder Engagement/ Community Structures and RBA					R 100,000		R 100,000	
Total Project Budget: (Community Specific)				R -	R -	R 10,000,000	R -	R 10,000,000	R 10,000,000	R -	R 20,000,000	R -
Beneficiaries: (Community Specific)	Learners of Luka/Mogono schools as well as members of the broader community											
Project Partners/Associates:												
Impala / RBA (RBA to take ownership and maintain after handover)												



Kanana – Construction of Multi-purpose Centre and Library											
Project Name:	During stakeholder consultations, the task teams identified a project for the construction of a Multi-Purpose Centre and Library in Kanana (as per IDP, page 194). The development of this project offers a meaningful upliftment opportunity to Historically Disadvantaged communities close to Impala operations. It was therefore decided to construct these facilities to provide access to community facilities and a library to the broader community in the Kanana village.										
Background:	Kanana		Project Start Date:	FY2016		Project End Date:	FY2017				
Geographical Location of Project:	Kanana		Project Start Date:	FY2016		Project End Date:	FY2017				
Total Expected No. of Jobs to be created:	Estimate 25 Temporary Jobs - (final number only available after feasibility)		Male:	Not known		Female:	Not known		Youth:	Not known	
Output	Activity		KPI (Key Performance Indicator)		Responsible Entity	Timeframe				Total Budget Allocation	
	KPA (Key Performance Area)		FY14	FY15		FY16	FY17	FY18			
Feasibility Study	Feasibility Report	Completion of Report			Impala project team			R 300,000			R 300,000
Detailed Design	Construction and landscaping design	Completion of Design			Impala project team			R 1,500,000			R 1,500,000
Sign off of Design and final scope	Agreement on detailed design with all stakeholders	Signed off design documentation			Impala project team/ Stakeholder Engagement/ Community Structures and RBA						R -
Construction Phase	Physical construction and establishment of the centre	Completed facilities as per agreed scope and design			Impala project team			R 4,200,000	R 8,900,000		R 13,100,000
Exit Strategy - Handover	Handover of completed facilities to RBA	Successful handover function and acceptance by community			Impala project team/ Stakeholder Engagement/ Community Structures and RBA				R 100,000		R 100,000
Total Project Budget:						R -	R -	R 6,000,000	R 9,000,000	R -	R 15,000,000
Beneficiaries: (Community Specific)	Members of the broader community in Kanana					Project Partners/Associates: Impala / RBA (RBA) to take ownership and maintain after handover)					



Kanana – Roads and Storm-water									
Project Name:	Kanana								
Background:	During stakeholder consultations, the task teams identified a project for the construction of a roads and storm water channels (the quantities in terms of km of roads and km of storm water channels cannot be determined now and will be communicated to DMR after completion of the feasibility) in Kanana (as per IDP, page 174). The development of this project offers a meaningful upliftment opportunity to Historically Disadvantaged communities close to Impala operations. It was therefore decided to contribute R4 000 000 towards the establishment of roads and storm water channels in the Kanana villages.								
Geographical Location of Project:	Kanana	Project Start Date:	FY2017	Project End Date:	FY2018				
Total Expected No. of Jobs to be created:	Estimate 8 Temporary Jobs - (final number only available after feasibility)	Male:	Not known	Female:	Not known	Youth:	Not known		
Output	Activity		Responsible Entity	Timeframe					Total Budget Allocation
	KPA (Key Performance Area)	KPI (Key Performance Indicator)		FY14	FY15	FY16	FY17	FY18	
Feasibility Study	Feasibility Report	Completion of Report	Impala project team				R 80,000		R 80,000
Detailed Design	Construction and landscaping design	Completion of Design	Impala project team/ Impala project team/ Stakeholder Engagement/ Community Structures and RBA				R 200,000		R 200,000
Sign off of Design and final scope	Agreement on detailed design with all stakeholders	Singed off design documentation							R -
Construction Phase	Physical construction and establishment of the roads and storm water channels	Completed facilities as per agreed scope and design	Impala project team				R 1,720,000	R 1,950,000	R 3,670,000
Handover	Exit Strategy - Hand over of completed facilities to RBA	Successful handover function and acceptance by community	Impala project team/ Stakeholder Engagement/ Community Structures and RBA					R 50,000	R 50,000
Total Project Budget:				R .	R .	R .	R 2,000,000	R 2,000,000	R 4,000,000
Beneficiaries: (Community Specific)	Members of the broader community in Kanana			Project Partners/Associates: Impala / RBA (RBA) to take ownership and maintain after handover)					



Lefaragathe - Construction of Sport Facility																	
Project Name:	Lefaragathe - Construction of Sport Facility																
Background:	During stakeholder consultations, the task teams identified a project for the construction of a sport facility in the Lefaragathe community (as per IDP, page 183). It is the vision of Impala to become a significant contributor towards creating a vibrant and sustainable socio-economic environment within the communities in which it operates, through sports development. It was therefore decided to construct these facilities to provide access to sport to the learners of schools in Lefaragathe and the broader community surrounding these schools.																
Geographical Location of Project:	Lefaragathe	Project Start Date:	FY2017	Project End Date:	FY2018	Female:	Not known	Youth:	Not known								
Total Expected No. of Jobs to be created:	Estimate 8 Temporary Jobs - (final number only available after feasibility)	Male:	Not known	Responsible Entity	Not known	FY14		FY15		FY16		FY17		FY18		Total Budget Allocation	
Output	KPA (Key Performance Area)	Activity	KPI (Key Performance Indicator)	Responsible Entity	FY14	FY15	FY16	FY17	FY18	Total Budget Allocation							
Feasibility Study	Feasibility Report		Completion of Report	Impala project team				R 40,000		R 40,000							
Detailed Design	Construction and landscaping design		Completion of Design	Impala project team/ Stakeholder Engagement/ Community Structures and RBA				R 100,000		R 100,000							
Sign off of Design and final scope	Agreement on detailed design with all stakeholders		Signed off design documentation	Impala project team/ Stakeholder Engagement/ Community Structures and RBA						R -							
Construction Phase	Physical construction and establishment of the sport and recreational facilities		Completed facilities as per agreed scope and design	Impala project team/ Stakeholder Engagement/ Community Structures and RBA				R 1,360,000		R 1,810,000							
Handover	Exit Strategy - Hand over of completed facilities to RBA		Successful handover function and acceptance by community	Impala project team/ Stakeholder Engagement/ Community Structures and RBA						R 50,000							
Total Project Budget:					R -	R -	R -	R 1,500,000	R 450,000	R 2,000,000							
Beneficiaries: (Community Specific)	Learners of Lefaragathe schools as well as members of the broader community									Project Partners/Associates: Impala / RBA (RBA) to take ownership and maintain after handover)							



School Infrastructure										
Project Name:	School Infrastructure									
Background:	Following on the success of Sunrise View Schools, the department of education agreed to partner with Impala in order to plan and construct 2 schools at Platinum Village (Freedom Park ext. 4). Impala will also upgrade a high school in Luka with the remainder of the budget.									
Geographical Location of Project:	Freedom Park ext. 4	Project Start Date:	FY2014	Project End Date:	FY2015					
Total Expected No. of Jobs to be created:	300 (Estimated)	Male:	Not Known	Youth:	Not Known					
Output	Activity		Responsible Entity	Timeframe					Total Budget Allocation	
	KPA (Key Performance Area)	KPI (Key Performance Indicator)		FY14	FY15	FY16	FY17	FY18		
Detailed planning & Tendering	Appointment of professionals Tendering for contractors, Professional Services	Contracts	PM Team	R 5,000,000	R 1,000,000	R 1,000,000	R 1,000,000	R 1,000,000	R 8,000,000	R 8,000,000
Construction of primary school	Site establishment - Physical construction	Certificate of completion	PM Team & Contractor (s)	R 29,000,000	R 33,000,000	R 33,000,000	R 8,000,000	R 8,000,000	R 70,000,000	R 70,000,000
Construction of secondary school & school hall	Exit Strategy - Hand over of completed facilities to DOE	Certificate of completion	PM Team & Contractor (s), DOE	R 5,000,000	R 30,000,000	R 35,000,000	R 1,000,000	R 1,000,000	R 2,000,000	R 80,000,000
Total Project Budget:										
Beneficiaries: (Community Specific)	Freedom Park / members of the broader community			Project Partners/Associates:					Department of Education, Impala Platinum (DOE contributing financially to the project and take ownership to operate and maintain school after hand over.	



Boitekong Attenuation Dam Rehabilitation										
Project Name:	Boitekong Attenuation Dam Rehabilitation									
Background:	As part of Impala Platinum Holdings Limited's social responsibility, it is embarking on a project to upgrade the dam next to the Rustenburg Prison and next to Sunrise View Home Ownership development. This dam was damaged years ago with excessive flooding and was never rebuilt. The upgrading of this dam will minimize the threat of flooding at Sunrise View. Environmental Management Plan approval was obtained.									
Geographical Location of Project:	Boitekong	Project Start Date:	FY2015	Project End Date:	FY2018					
Total Expected No. of Jobs to be created:	30 (Estimated)	Male:	Not Known	Female:	Not Known	Youth:	Not Known			
Output	KPA (Key Performance Area)	KPI (Key Performance Indicator)	Responsible Entity	Timeframe				Total Budget Allocation		
				FY14	FY15	FY16	FY17		FY18	
Detailed planning & Tendering	Appointment of professionals Tendering for contractors, Professional Services	Contracts	PM Team		R 2,000,000	R 200,000	R 1,000,000	R 670,000	R 3,870,000	
Construct access road to dam, Rehabilitation of dam	Site establishment - Physical construction	Certificate of completion	PM Team & Contractor (s)		R 1,800,000		R 9,000,000	R 5,830,000	R 16,630,000	
Exit Strategy - Handover	Handover of completed facilities to RLM	Certificate of completion	PM Team & Contractor (s), RLM					R 200,000	R 200,000	
Total Project Budget:				R -	R 2,000,000	R 2,000,000	R 10,000,000	R 6,700,000	R 20,700,000	
Beneficiaries: (Community Specific)	Boitekong / members of the broader community			Project Partners/Associates:						
				Impala / RLM (RLM to take ownership and maintain after handover)						



SMME Development												
Project Name:	SMME Development											
Background:	To facilitate the development of BEE entity, to improve the competitiveness of local SMME and black owned companies and to assist procurement to increase BEE spend we will maintain the enterprise development function with programs such as the Supplier Development Programme, the Business Development Programme, the business Advisory Service (Current walk-ins) as well as the current Business Assistance and Mentoring Programme. The field of enterprise development is very dynamic with continuous changes. For this reason the ED Department needs to be able adjust their programs to address these changes. Therefore the details of the programs might change but Impala commits to the principle of SMME and Enterprise Development as per the amounts budgeted.											
Geographical Location of Project:	Local Communities surrounding the Rustenburg Mine Operations	Project Start Date:	FY2014	Project End Date:	FY2018	Responsible Entity		Not known		Youth:		Not known
Total Expected No. of Jobs to be created:	Estimate 55 Jobs	Male:		Female:		Timeframe						Total Budget Allocation
Output	KPA (Key Performance Area)	KPI (Key Performance Indicator)	FY14	FY15	FY16	FY17	FY18					
Supplier Development Programme.	Select a group of 6 entrepreneurs for a structured SD programme	Group of 6 Entrepreneurs measured against KPI agreed to per a formal Service Level Agreement	R 1,133,115	R 400,000	R 900,000	R 1,600,000	R 3,893,508	R	R	R	R	R 7,926,623
Business Development Programme	Select a group of 5 entrepreneurs for a structured SD programme	Group of 5 Entrepreneurs measured against KPI agreed to per a formal Service Level Agreement	R 1,133,115	R 1,400,000	R 900,000	R 1,600,000	R 3,893,508	R	R	R	R	R 8,926,623
Business Advisory Service (Current walk-ins).	Determined as we receive the walk-ins	Cannot quantify, to be determined on case by case basis		R 100,000	R 100,000	R 400,000	R 973,377	R	R	R	R	R 1,573,377
Business Assistance and Mentoring Programme.	As identified end users	Cannot quantify, to be determined on case by case basis		R 100,000	R 100,000	R 400,000	R 973,377	R	R	R	R	R 1,573,377
Total Project Budget:			R 2,266,230	R 2,000,000	R 2,000,000	R 4,000,000	R 9,733,770	R	R	R	R	20,000,000
Beneficiaries: (Community Specific)	Project Partners/Associates: Impala											



Bursary Mine Community										
Project Name:	Bursary Mine Community									
Background:	Impala has embarked on this initiative, as part of the Social and Labour Plan, to award bursaries to learners Impala Mine communities. These learners will be normal bursary students. After their studies they can be employed by Impala in the field of studies.									
Geographical Location of Project:	Mine Community	Project Start Date:	FY 2014	Project End Date:	FY 2018					
Total Expected No. of Jobs to be created:		Male:		Female:		Youth:				
Output	KPA (Key Performance Area)	Activity	KPI (Key Performance Indicator)	Responsible Entity	Timeframe				Total Budget Allocation	
					FY2014	FY2015	FY2016	FY2017		FY2018
To increase number of skilled graduates in the country	Recruitment drive of the 10 learners through interviews	Organize 20 to select 5, keep records of these interviews	Bursary Department	R 3,905,250	R 6,000,000	R 7,000,000	R 8,000,000	R 5,094,750	R 30,000,000	
To alleviate poverty by creating jobs, thus contributing to JIPSA (Joint Initiative on Priority Skills Acquisition)	To transport and accommodate these learners at Rustenburg, to be part of the final interviews with other Learners from other Regions	Organize a programme for career exhibition, mine visits including underground, interaction with engineers. Explain bursary benefits and rules and regulations	Impala Platinum							
To sensitize other youth to pursue Engineering, Science and other related subjects	Selection of successful candidates by the bursary team.	Monitor progress of study through the Learning institution	Impala Platinum							
To improve the skills base	Inform them officially of the outcomes. Assist and provide support to apply to tertiary Institutions Liaise with relevant departments at the operations for vocational employment every year of studying (4)	Establish an Educational committee to address all educational matters Visits to place of employment, to do assessments and assist them during the orientation programme	Impala Platinum							



Bursary Mine Community										
Project Name:	Bursary Mine Community									
Background:	Impala has embarked on this initiative, as part of the Social and Labour Plan, to award bursaries to learners Impala Mine communities. These learners will be normal bursary students. After their studies they can be employed by Impala in the field of studies.									
Geographical Location of Project:	Mine Community	Project Start Date:	FY 2014		Project End Date:	FY 2018				
Total Expected No. of Jobs to be created:		Male:		Female:		Youth:				
Output	Activity	Responsible Entity	Timeframe							Total Budget Allocation
Skills	Mining, Electrical, Mechanical, Chemical, B-Com Accounting, Metallurgy, Geology, Survey, Human Resource and other relevant studies	Impala Platinum								
Total Project Budget:			R 3,905,250.00	R 6,000,000	R 7,000,000	R 8,000,000	R 5,094,750	R 30,000,000		
Beneficiaries: (Community Specific)	Mine Community learners		Project Partners/Associates:							
			Impala							

Students	Timeframe				
	FY2014	FY2015	FY2016	FY2017	FY2018
Target	30	35	39	45	46
Current	35	27	39	45	46
Graduate/Terminate	9	3	12	9	10
New Intake	1	15	18	10	10
End Of Year	27	39	45	46	46



Novice & Learnerships Programme (Bojanala, EC & Taung)										
Project Name:	Novice & Learnerships Programme (Bojanala, EC & Taung)									
Background:	During stakeholder consultations, it was agreed to assist labour sending areas & mining communities by providing Novice and Learnership training learners. 50 Learnerships will be available annually.									
Geographical Location of Project:	Labour sending area & Mine community	Project Start Date:		Project End Date:			FY2018			
Total Expected No. of Jobs to be created:	50	Male:		Female:		Youth:		Not known		
Output	Activity		Responsible Entity		Timeframe					
	KPA (Key Performance Area)	KPI (Key Performance Indicator)			FY 2014	FY2015	FY2016	FY2017	FY2018	
	Identify learners	Learner group available	Impala Team		R 1,997,742	R 8,000,000	R 10,000,000	R 12,000,000	R 28,002,258	
	Engage and contract with learners	Signed contracts	Impala Team							
Training	Training schedule agreed	Monitoring progress	Impala Team							
Total Project Budget:					R 1,997,742	R 8,000,000	R 10,000,000	R 12,000,000	R 28,002,258	R 60,000,000
Beneficiaries: (Community Specific)	Labour sending area & Mine community			Project Partners/Associates:						
Impala										

	Timeframe				
	FY2014	FY2015	FY2016	FY2017	FY2018
Students					
Target	50	50	50	50	50
Current	57	57	90	73	33
Completions	0	0	17	40	33



School Support and We Care Programme											
Project Name:	We have a vested interest in the schools that we helped to build considering the fact that they are built in communities housing large numbers of our employees. A holistic approach to service delivery at these schools to keep them maintained as far as facilities are concerned and management are concerned.										
Background:	Bonjanala District										
Geographical Location of Project:	FY 2014										
Total Expected No. of Jobs to be created:	FY 2018										
Output	Activity	KPI (Key Performance Indicator)	Responsible Entity	Timeframe				Total Budget Allocation			
				FY2014	FY2015	FY2016	FY2017		FY2018		
				Male:	Female:	Youth:					
To Support the schools by providing school support on academic issues and management issues	Recruitment drive for mentors in Maths, Science and technical Subjects and also mentoring the school management	Identify, contract and monitor and also the mathematics and literacy levels	Impala Platinum, North West Dept of Education and specific school	R 1,462,000	R 1,600,000	R 2,000,000	R 4,936,711	R 5,436,711	R 15,435,423		
To Support High School learners in Technical and academic subject	Selection of learners from mine communities to enroll at High Schools	Academic outcome in Gr 12	Impala Platinum, North West Dept of Education and specific school	R 185,000	R 500,000	R 1,500,000	R 4,436,711	R 4,936,711	R 11,558,423		
To Support the schools by providing school support on sport and cultural activities	Develop and help with sport development and cultural activities also the using of clubs to exchange participation in sport	Identify, contract and monitor and selection of relevant teachers and coaches and the selection of learners and teams for district participation	Impala Platinum, North West Dept of Education and specific school	R 2,615,659	R 3,500,000	R 3,500,000	R 5,936,711	R 5,936,711	R 21,489,082		
The METF program	Sponsoring of Universities with mining facilities	Students at Universities passing Mining Related fields	Impala Platinum, North and the METF fund	R 4,600,000	R 4,600,000	R 4,600,000	R 4,600,000	R 4,600,000	R 23,000,000		
This programme aims to equip teachers to effectively teach Mathematics and Science.	Selected teachers from selected targeted schools	Group of teachers measured against the programme KPI agreed to as per formal Service Level Agreement	Impala	R 835,149	R 1,200,000	R 1,200,000	R 3,636,711	R 6,871,860	R 13,743,721		
Help children whose parents were in fatal accidents with education needs	Help families to further their childrens education	Children passing their education aims		R 1,000,000	R 1,500,000	R 2,000,000	R 4,436,711	R 1,566,413	R 10,503,125		
Total Project Budget: (Community Specific)	R 10,697,808 R 12,900,000 R 14,800,000 R 27,983,557 R 29,348,408 R 95,729,773										
Beneficiaries: (Community Specific)	Mine Communities										
	Project Partners/Associates:										
	Impala										



3.3 HOUSING & LIVING CONDITIONS OF MINE EMPLOYEES

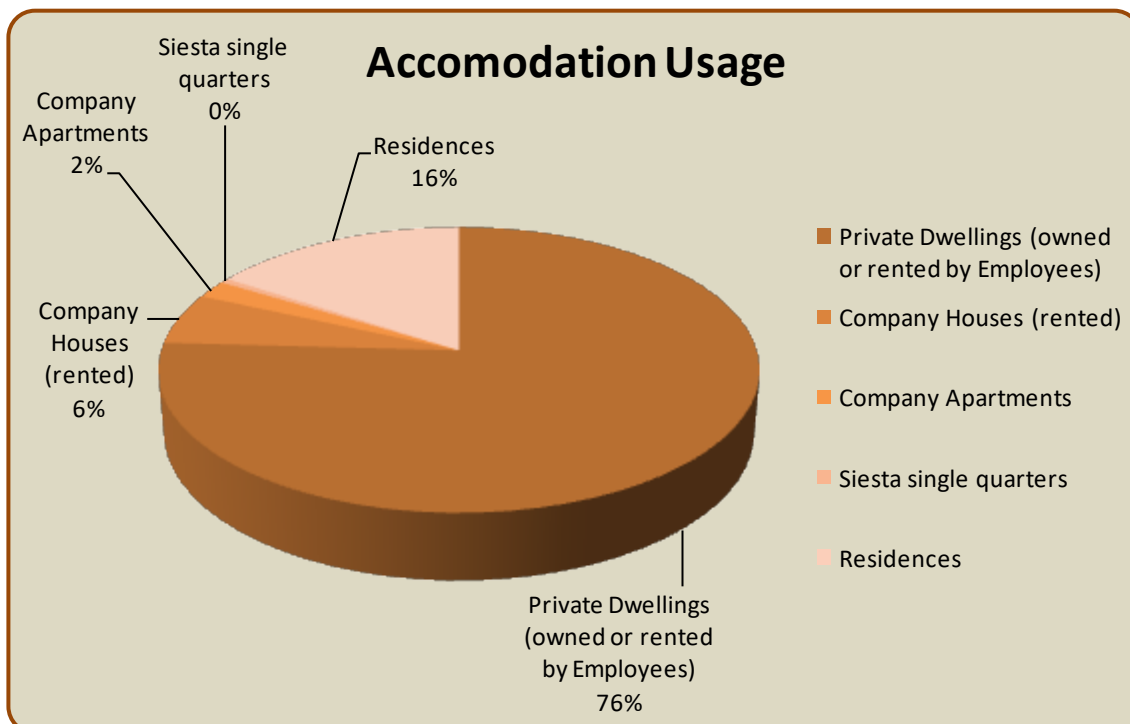
3.3.1 CURRENT HOUSING SITUATION AT IMPALA RUSTENBURG OPERATIONS

Currently, employees of Impala Platinum and its contractors are making use of the following accommodation sources within a sixty (60) kilometer radius of the Operations (Figure 3.10) with the exception of the residences. (In order to accommodate one man per room, all residences are used for Impala employees only):

- Private accommodation in surrounding areas (owned and rented);
- Company houses in Rustenburg (between twelve (12) and thirty (30) kilometers from the Rustenburg Operations);
- Company apartments in Rustenburg & Tlhabane (between twelve (12) and thirty (30) kilometers from the Rustenburg Operations);
- Siesta single quarters for both genders in Rustenburg;
- Three (3) company residences (single gender) at the Rustenburg Operations which accommodate about five thousand (5 000) employees at one person per room as at June 2013;

A further breakdown of accommodation usage within property owned by Impala Platinum Limited in the vicinity of the Impala Rustenburg Operations, Refineries and Head office (as at June 2013) is provided in Figure 3.10 and Table 3.26 below:

Figure 3.10: Accommodation usage at the Impala Rustenburg Operations (Percentage) as at June 2013





3.26: Table: Accommodation usage at Impala Rustenburg Operations

Description of Housing Type	Percentage	Number Residents
Private Dwellings (owned or rented)	77%	25374
Company Houses (rented)	6%	1887
Company Apartments	2%	651
Siesta single quarters	1%	177
Residences	15%	4977
Total	100%	33066

3.3.2 PRINCIPLES BEHIND THE IMPALA RUSTENBURG OPERATIONS' HOUSING POLICY

a. *Statement of intent*

Impala Platinum Limited recognizes that the facilitation of suitable employee accommodation is an integral part of its commitment to uplifting the communities within its areas of operation. Accordingly, it is important that the policy and strategy for the housing of the Rustenburg Operations' workforce is implemented in accordance with the principle of corporate social responsibility. Impala Platinum Limited subscribes to the ideal that employees should reside with their families in a stable, healthy and secure environment within commuting distance of their place of work. Such commuting distance has been set at sixty (60) kilometers from the place of work.¹²

b. *Purpose*

The housing policy seeks to provide guidelines to the Rustenburg Operations with regards to the facilitation of suitable housing, accommodation and related matters in order to enhance employee wellbeing, and through this process, to contribute towards the achievement of the overall business objectives of Impala Platinum Limited.

c. *Guidelines*

The Impala Rustenburg Operations' approach to housing is based on the creation of options that will enable employees to exercise realistic choices with regards to accommodation. Operational strategies relating to housing and accommodation have been developed within a framework that:

- Actively promotes home ownership and assists employees to become homeowners.
- Improve the living standards of employees who reside in single gender accommodation through the upgrade to one person per room and conversion into family units programs.
- Prevents and/or discourages informal settlement in the company's operational area, through facilitation of eradication programmes in conjunction with local government.

The facilitation of housing services and facilities must be carried out in an integrated fashion, taking into account the needs of the business with regard to skills, economic realities and existing facilities available to the overall workforce and the broader community context. Within operational requirement, Impala Rustenburg Operations will actively encourage homeownership and facilitate housing development. In addition, the Rustenburg Operations will involve all relevant stakeholders in its endeavor to provide employees with a suitable choice of accommodation. This process will incorporate the involvement of government agencies.

¹² Commuting distance shall be defined as a radius of sixty (60) km from the place of work.



d. Responsibilities and monitoring

Approval of operational housing strategies shall be the responsibility of the **Executive Head: Rustenburg Operations** whilst the **Group Executive: Strategic Finance** shall ensure achievement of housing objectives and advise the **Executive Head: Rustenburg Operations** about the need to review the policy.

e. Principles

The key principles guiding this operational housing strategy, during the life of the various operations, include:

- The Rustenburg Operations' core business should remain that of mining but will be a responsible employer who will ensure decent company accommodation to its employees and assist employees to become home owners as far as it is possible;
- Whilst the Rustenburg Operations utilizes three (3) single gender residences accommodating one person per room, it is acknowledged that this will be maintained to remain decent accommodation and could be converted into family accommodation in the long term should the need arises. However, the Rustenburg Operations promotes home ownership in line with the Impala Platinum Limited's policy;
- The Rustenburg Operations' housing policy is aligned with its recruitment, remuneration and local economic development programmes at the operation level, so as to ensure a holistic approach to this issue during the life of the various operations and facilitate sustainable solutions beyond the mine's life;
- The housing policy takes cognizance of the business plan of the Rustenburg Operations, and the business plan's projected workforce requirements, in good time for effective planning mechanisms to be implemented.
- Impala Platinum Limited endeavors, through its company housing policy, to facilitate the prevention of informal settlement in their areas of operation.

3.3.3 STRATEGIC PLANS

Impala Platinum has concluded its accommodation analysis within the current existing portfolio, i.e. housing, residences and single quarters. The gaps identified by the analysis were addressed successfully and focus is now on the continuation of providing home ownership to all employees. Impala Platinum's policy and strategy on housing and living conditions will continue to address the following challenges;

- Limited availability of affordable housing for employees;
- Reduce the number of employees living in informal settlements;
- Lack of proclaimed land restricts the options to resolve shortages speedily and Rustenburg continues to be the fastest growing city on the continent, attracting developers and sustaining price escalations.
- Inability to attract and retain key skilled personnel continues to impact on operational effectiveness.

The following comprehensive strategy was developed to address the above challenges (see Table 3.27):

- a) **The promotion of home ownership options through the facilitation of affordable houses to address availability of stock and affordability for employees.**

Impala Rustenburg Operations will endeavor to improve the current home ownership scheme to assist a greater number of employees to become homeowners. The aim is to facilitate employee access to an appropriate finance model consisting of in-house financial assistance, government housing grants and commercial funding. Facilitation process will be through the Company Housing Scheme. The overall program will deliver 2 420 houses by 2017 depending on the off-take by employees. See table 3.27 overleaf.



Table 3.27 Home Ownership Plan

Project	Budget	Total house units	2014	2015	2016	2017	2018
			Targets: Number of Units				
Platinum Village	R1bn	2 420	600	600	600	620	0

b) The maintenance of residences to remain decent single accommodation or to convert to family units when the need arise.

All three (3) residences have been converted into decent single gender accommodation to accommodate one person per room and the fourth residence has been converted into 264 family units. These properties will be maintained to remain decent accommodation and to comply with all legal requirements. The three (3) upgrade residences made provision for conversion into 2 bedroom apartments with its own kitchen, lounge and bathroom facilities should the need arise.

d) Promote home ownership to employees by allowing them to purchase the company house they are occupying:

The company will allow employees to purchase the company house that they occupy at an average price provided by three (3) independent evaluators. The company will further assist financially by providing the employee with an interest free loan over a period of twenty (20) years.

e) Reporting

Impala Rustenburg Operations will report the progress on housing strategy to its stakeholders as defined by legislation or company arrangements.



3.4 NUTRITION PLAN

3.4 NUTRITION PROGRAM

3.4.1 OVERVIEW

Part of Impala Rustenburg Operations' social strategy is to reduce the utilization of its residences in support of the housing policy outlined in section 3.4. Impala Rustenburg Operations is currently in a position to influence the diet, and subsequently the nutritional in-take, for a percentage of its workforce only (i.e. residents in the residences) through the appointed catering establishments. The Rustenburg Operations therefore recognizes the importance of educating its workforce about adequate nutrition within their diets, in order to facilitate an improvement in the health and welfare of the workforce and their productivity within the workplace.

3.4.2 STRATEGIC PLANS

Impala Platinum Limited's nutrition program, developed on behalf of the Impala Rustenburg Operations, may be divided into two areas, namely those with direct influence and those with indirect influence over dietary intake.

a. Direct

- Residents residing at the residences at the Rustenburg Operations are currently receiving meals three (3) times a day. In respect of improving the nutritional intake the following strategic plans are envisaged:
- The Rustenburg Operations are currently utilizing dieticians and health inspections to gauge current nutritional levels and to provide advice for methods of improving food where possible, in conjunction with the catering experts and the Residence leadership.
- Employees residing at the residences have options at the dining hall of a variety of food to choose from. This system is called the **Miner Diner** where employees can decide for themselves on what to eat.
- The nutritional intake and hygiene of residents of the single quarters are monitored twice per annum with the assistance of an independent dietician and these reports are available on request.

b. Indirect

- Indirect programmes aimed at improving the nutritional intake of all other employees not making use of company single quarters include the following:
- Implementing an awareness program to all employees annually, through Impala's Induction process on the acceptable balance diet, nutrition and health awareness.

Promoting awareness on the use of supplementary diets for people infected with HIV/AIDS.



3.5 PROCUREMENT PLAN

3.5.1 INTRODUCTION

Impala Platinum Limited (Impala) has to date performed, and continues to perform, very well relative to Mining Charter targets and the Social and Labour Plan. Table 1 sketches the said performance over the last six completed financial years. Against this backdrop, Impala hereby continues to plan for growth in improving on the previous year's performance for the period 2014 to 2018.

Table 1: Historic BEE performance relative to Mining Charter targets

Measurement	FY2008	FY2009	FY2010	FY2011	FY2012	FY2013
BEE Procurement >25% (R m)	2 678	3 789	3 517	4 531	4 366	4 994
SLP target BEE %	32.7	34.7	36.7	38.7	40.7	44.0
Actual BEE %	41.8	45.0	49.2	55.2	51.0	54.1

The lower actual of 51.0% during FY2012 is linked to the six-week strike and changes in equity of a major capital supplier, namely Shaft Sinkers (Pty) Ltd, to below the 25.1% threshold. This is attributable to where Black shareholders sold equity in the company and consequently reduced the empowerment status of the supplier and had an impact of about 8 percentage points on the overall FY2012 performance (51% vs. 59%). Nonetheless, measures have been put in place to turnaround the situation within capital supplies through Shaft Sinkers Mining (Pty) Ltd, a new company created by Shaft Sinkers who complies to the >25% requirements.

3.5.2 STRATEGY

Impala Platinum actively pursues the following strategies in respect of transformation:

- Sustainably improving year on year Black Economic Empowerment (BEE) spend performance relative to the requirements of the Mining Charter
- Continuously seeking, identifying, supporting and promoting suitable historically disadvantaged suppliers through procurement best practices
- Creating opportunities for economic growth through preferential procurement from all communities
- Leveraging its relationship with its existing supplier base to unlock opportunities within their businesses for local employment from, mentorship to and investment in Impala's local communities
- Nurturing an environment through, and providing procurement opportunities to its Enterprise Development department to promote partnerships and joint ventures between Impala's existing supplier base and entrepreneurs

3.5.3 TACTICS

The following tactics are relevant to our procurement practices for the 2014 to 2018 planning:

- Retain existing BEE suppliers and consequent spend performance in respect of transformation as much as possible
- In the appointment of new suppliers, enhance the focus from Black empowered companies (>25% Black empowered) to that of Black owned companies (>50% Black owned businesses and >30% Black Women owned businesses)



- Added effort in shifting non-strategic (low risk) spend via an annual Tender Plan to black owned emerging micro enterprises (EME)
- Issuing a tender plan annually available in the month of May
- Where non-standard or non-OEM (Original Equipment Manufacturer) strategic spend is tendered and equal adjudications on the basis of price, quality and technical compatibility between suppliers result, preference will be given to Historically Disadvantaged South Africans (HDSA) without compromise to cross functional team recommendations and fair tender process
- Integrating with the Enterprise Development department and identifying suitable national suppliers that promote economic growth via employment and entrepreneurship whilst simultaneously fostering an environment of supplier relationship management within Group Procurement
- Continuously interact and influence non-transformed suppliers to transform according to the Mining Charter requirements through all dealings with suppliers and planned interviews
- Information sharing with all stakeholders to monitor performance and focus on improvement
- To ensure compliance with the requirements of the South African Mining Charter and the targets set in this Social and Labour Plan, we have a policy to continuously seek, identify, support and promote suitable historically disadvantaged suppliers through sustainable procurement practices.
- Implats continuously create job opportunities, pressurize suppliers to increase black equity holding and facilitate supplier development through subcontracting and joint ventures.
- These actions are all done by continuous revision and improvement of existing commercial processes.

In order to meet the Social and Labour Plan (SLP) targets as stipulated in this document, Impala aims to improve the ratio of BEE compliant vendors to those that are not compliant in the following ways:

- Continuously identifying and closing non-compliant suppliers that are unwilling to transform, where feasible and without damaging the operations in consultation with cross functional employees
- Proving authenticity of BEE compliant vendors by recognizing SANAS or IRBA BBEE certificates

The National Plan aims to achieve the following BEE targets (% of total discretionary procurement spend) as indicated in the table below:

Table 2: SLP Targets for 2014-2018 per category of spend

Category	FY2014	FY2015	FY2016	FY2017	FY2018
Consumables	64%	65%	66%	67%	68%
Services	70%	70%	71%	72%	73%
Capital	41%	41%	42%	42%	42%
Total	58%	59%	60%	61%	62%

The base year – FY2014 – builds on previous performance and is based on the higher of the 2014 Mining Charter targets or current FY2013 actual performance plus the same incremental improvement as between remaining years. Small incremental increases from FY2014-2018 have been planned in line with historic improvement increments. Capital targets also remain conservative due to the shaft sinking projects nearing the end with a decline in cash flows planned from certain transformed suppliers.



3.5.4 CONCLUSION

Impala has proven that it remains committed to delivery on its Social and Labour Plan gauged from past performance. The targets set are stretched, yet achievable and will require constant procurement input, effort and control to deliver on this plan.

SECTION 4

Processes Pertaining to the Management of Downscaling and Retrenchment



IMPALA PLATINUM LIMITED

SOCIAL AND
LABOUR PLAN



SECTION 4

4.1 PROCESSES PERTAINING TO MANAGEMENT OF DOWNSCALING & RETRENCHMENT

4.1.1 OVERVIEW & OBJECTIVES

A fundamental principle behind both its Human Resources Development Programme (guiding the Portable Skills Training, ABET, Learnership programmes etc.) and Local Economic Development Programme (informing the sustainable development interventions, housing policies etc.) is job creation within Impala Rustenburg's SLP. However, at mine closure, be it inevitable or unexpected, the main outcome is the loss of employment opportunities. Consequently, a key element of the SLP is to develop mechanisms and strategies to prevent job losses or where these cannot be avoided, to implement appropriate plans to ameliorate the social and economic impact that downscaling of the operations and/or closure may have on employees, communities and the economy.

The fundamental objectives of the plans to be initiated for the life of the mine are in line with the ethos of the Department of Labour's 'Social Plan' as well as the Act and include:

- The prevention of job losses as set out in 4.2 below.
- Where job losses are unavoidable to minimize the extent of the job losses resulting from major restructuring or retrenchment exercises;
- To facilitate, as far as practically possible, access to alternative employment opportunities within the company;
- To facilitate through on-going core business training and the non-mining related portable skills training plan access to suitable training programmes to enable affected employees to remain economically active either within or outside the company or industry;
- To avoid, mitigate or minimize any possible negative social and economic impacts on employees, communities, local and regional economies and labour-sending areas should retrenchment or closure be required through local economic development programmes as outlined in the Plan;
- To ensure the relevant processes for effective closure management are in place some four (4) to five (5) years prior to planned mine closure;
- To effectively communicate and consult as well as discuss and develop joint strategies and plans with key stakeholders, through the mechanism of the Future Forum, throughout the life of the mine on the issues outlined above.

4.1.2 FUTURE FORUM

Given the diverse nature of the needs and interests of Impala's Stakeholders, in addition to the Future Forums community forum has been established, namely Mine Community Leadership Forum (MCLF).

The Operations Head has appointed two (2) senior managers to chair these forums. The Future Forum comprises of representation from recognized Unions/Associations and senior Management. The MCLF is established in conjunction with local government and Traditional leadership to provide for the interests and needs of communities and it is constituted as follows:

- Senior management representatives as nominated by the Head of Rustenburg Operations
- Representation from local and district Municipalities
- Representatives from Royal Bafokeng

MINE COMMUNITY LEADERSHIP FORUM

The forum has developed Terms of Reference to guide and facilitate engagements during meetings. Meetings are scheduled on a regular basis, either bi-monthly or as agreed by the members. These meetings will take place throughout the life of the operations; to develop strategies of communication



from the Forum to Communities and vice versa. A further objective is to discuss and agree on Local Economic Development as outlined in Section 3 of this document and to inform forum members about major downscaling or closure of the operation as elaborated hereunder. The frequency of meetings will be increased if there are critical issues that need to be addressed. The agenda for the forum includes but not limited to the following:

- Disclosure of all relevant information to enable the representatives of the forum to engage in effective consultation and discussion, and make decisions. This will include global and local economic and financial indicators, factors impacting on the mining industry as a whole and the platinum mining sector in particular. Financial information, lifespan of the operations, envisaged expansions or downscaling/closures and the possible impact thereof on the communities.
- Identification and analysis of problems and challenges facing the operations particularly where these may lead to downscaling and/or closure of the operations.
- To share information on strategies and plans developed by the Future Forum, to prevent job losses, minimize job losses and mitigate the adverse impacts that downscaling and closure may have on communities and the economy.
- Communication of information to ensure that the MCLF is regularly updated on the Future Forum's decisions, strategies and action plans.

FUTURE FORUM

Terms of Reference to guide and facilitate the engagements of the Future Forum are being developed. Meetings are scheduled on a regular basis and will take place throughout the lifespan of the operations and the agenda includes:

- Disclosure of all relevant information to enable the representatives of the forum to engage in effective consultation and discussion, and make decisions. This will include global and local economic and financial indicators, factors impacting on the mining industry as a whole and the platinum mining sector in particular. Financial information, annual business and labour plans, lifespan of the operations, envisaged expansions or downscaling/closures and the possible impact thereof on employees, and the economy are also discussed.
- Identification and analysis of problems and challenges facing the operations particularly where these may lead to downscaling and/or closure of the operations.
- Development of strategies and plans to deal with identified problems and challenges.
- Development of strategies and plans to prevent job losses if possible
- Development of strategies and plans to minimize job losses and mitigate the adverse effects that downscaling and closure may have on employees, and the economy.
- Implementation of agreed strategies and action plans
- Engage and give feedback on HRD skills training programmes, housing and living conditions and community development (section 3) for labour sending areas.
- Unions/Associations to communicate matters discussed in the forum to the members and vice versa.

4.2 MECHANISMS TO SAVE JOBS AND AVOID JOB LOSSES AND A DECLINE IN EMPLOYMENT

4.2.1 UNDERTAKING

In compliance with Section 52 (1) of the Act, on identifying the need to curtail mining operations at Impala Rustenburg Operations, should the profit revenue ratio of the relevant operation be less than six percent on average for a continuous period of twelve (12) months or should ten percent (10%) or



more of the workforce (or more than five hundred (500) employees) have to be retrenched, a comprehensive consultation process will be undertaken with the Future Forum and the Department of Labour, and Section 189 of the Labour Relations Act will be implemented once the consultation is completed. The Minerals and Mining Development Board will be notified and any Ministerial Directive will be complied with.

4.2.2 STRATEGIC PLAN

Should the mine be required to commence with a downscaling or closure process (in line with the undertaking above) the following plan will be implemented:

a. *Communication and Planning through the Future Forums*

- It is envisaged that any potential downscaling or closure requirement will be identified during the ongoing consultations, discussions and deliberations at internal Future Forum meetings.
- All strategic plans identified by the Future Forum will be implemented with a view to avoiding job losses. Plans and strategies will be continuously assessed to ensure that they are relevant to the prevailing conditions at the time that closure or downscaling is envisaged.
- The Future Forum will assess the economic conditions and the number of employees that are likely to be affected by the downscaling or closure.
- The Future Forum will discuss and create strategies and actions plans that will be implemented to avoid job losses.

b. *Potential Strategies and plans to avoid job losses*

Job loss strategies and plans will include but not be limited to:

- Voluntary early retirement for employees who qualify in terms of relevant provident/pension funds rules
- Suspension of overtime, job-sharing schemes, short and extended leave;
- Potential transfers to other departments at Impala Rustenburg Operations/Refineries or other operations within the Implats Group, with the provision of suitable training if required;
- Cease recruitment of new employees until Impala Rustenburg Operations/Refineries have attempted to fill vacant positions from internal;
- Where relevant and viable, cease the employment of temporary employees and/or contractors;
- Where closure or downscaling is envisaged every position that becomes vacant through resignation, retirement, death or dismissal, in the period leading up to the downscaling or closure will be critically reviewed before the position is filled to allow for natural attrition of employees thereby avoiding unnecessary job losses and retrenchment.
- During the life of the operations there will be ongoing accredited mining related training to equip employees with alternative skills to remain economically active in the event of retrenchment.
- During the life of the mine Impala Rustenburg Operations and Refineries will continually seek to ensure its sustainability through the constant revision of its business plans and capital project investments in line with the economic environment and market-related dimensions in which it operates. The on-going business development process will directly assist job security for the workforce at the operations.
- In addition, Impala Platinum Limited's on-going support of sustainable development projects, through its Local Economic Development programmes, (Section 3.3) within the labour source communities will further assist in both the creation of job opportunities and securing their long-term sustainability. Efforts to procure locally where possible (Section 3.6) combined with the associated business training and provision of alternative skills for local entrepreneurs will further lessen the insecurity within employment in the local workforce.

c. *Implementing section 189 of the Labour Relations Act 1995 (As Amended)*

The implementation of Section 189 and 189 (A) of the Labour Relations Act will become relevant if the Future Forum's consultation strategies and plans have been exhausted, job losses cannot be avoided and retrenchment is contemplated.



There will be full compliance with the provisions of Sections 189 and 189(A) of the Labour Relations Act or where there are existing collective agreements between the trade unions and management that override the provisions of the Labour Relations Act, the processes outlined in these collective agreements will be followed. The following issues are relevant to the consultation process that will be undertaken with the relevant trade unions/employee representatives:

- Ensure subscription to the universally accepted principles of fair retrenchment, incorporating consultation and negotiations with the elected worker representatives at the mine;
- Compliance with collective agreements between organized labour and the company;
- Disclosure of all relevant information;
- Measures to avoid or minimize dismissals as set out in the collective agreement.

d. Notification to Government Authorities

After consultations through the Future Forum with recognized trade unions and where it becomes apparent that strategies and plans are not successful in avoiding job losses, the company will notify the Minerals and Mining Development Board in accordance with Section 52(1) (a) of the MPRD Act of the need for downscaling/closure as and when required during the life of the mine and some four (4) to five (5) years prior to the end of the life of the mine. The government authorities will be given notice of the time-frame for the closure and/or downscaling process, ongoing consultation, strategic initiatives and plans as discussed through the Future Forums. Regular progress reports will subsequently be distributed to the necessary departments, including the Social Plan and Productivity Advisory Council and the Department of Provincial and Local Government. Compliance to the Board's directive will be adhered to in order to meet the corrective measures as stipulated by the Board.

e. Compliance with Ministerial Directive

The company will comply with any corrective measures and terms and conditions as the Minister may determine. The company will confirm in writing that it has complied with the directive and has undertaken the corrective measures determined by the Minister. Regular progress reports on compliance will be provided.

4.3 MECHANISMS TO PROVIDE ALTERNATIVE SOLUTIONS AND PROCEDURES FOR CREATING JOB SECURITY WHERE JOB LOSSES CANNOT BE AVOIDED.

4.3.1 UNDERTAKING

In compliance with Section 52 (1) of the Act, should the profit revenue ratio of the relevant operation be less than 6% on average for a continuous period of twelve (12) months or should 10% or more of the workforce (or more than five hundred (500) employees) have to be retrenched, on identifying the need to scale down or cease mining operations at Impala Platinum Operations and where job losses are likely to result from these processes, a comprehensive consultation process will be undertaken at the Future Forum, Section 189 and 189(A) will be complied with to deal with retrenchment details, the Minerals and Mining Development Board will be notified and any corrective measures and directives as determined by the Minister will be complied with.

4.3.2 STRATEGIC PLAN

a. Communication and Planning through the Future Forum

An extensive consultation process will be undertaken through the Future Forum where strategic initiatives and plans recommended by the forum are not successful in avoiding job losses. In instances where job losses cannot be avoided the Future Forum will discuss and recommend strategic plans to be examined as well as alternative solutions and to create job security for affected employees.



- The Future Forum will assess the economic and other conditions that could result in job losses and discuss the number of employees that are likely to be affected by the downscaling or closure.
- The Future Forum will discuss strategies and action plans that will be implemented to create job security for employees likely to be affected by job losses.

b. Alternative solutions and strategies to create job security

Potential alternative solutions and strategies to create job security to be considered by the Future Forums may include but are not limited to:

- Ways to minimize the number of employees who are likely to be affected by the contemplated retrenchment;
- The numbers of employees to be trained will increase in line with the number of employees who are likely to be retrenched. The content of the training will be determined after extensive analysis of skills needed within the operational area, labour sending areas as well as the country as a whole. This will ensure that employees receive training in areas where they are likely to secure employment if retrenched. The fundamental objective is to ensure that retrenched employees are provided with the necessary training to remain economically active if retrenched.
- Where closure or downscaling is envisaged every position that becomes vacant through resignation, retirement, death or dismissal, in the period leading up to the downscaling or closure will be critically reviewed before the position is filled to allow for natural attrition of employees thereby minimizing job losses and retrenchment.
- The Local Economic Development programmes which are to be implemented as part of the SLP (Section 3) are designed to create long term and sustainable businesses and economic activities which are not reliant on mining activities.
- The company will liaise with the Department of Labour, other employers in the operational area and labour sending areas to identify all possible employment opportunities and vacancies. Affected employees will be provided with updated information on a regular basis and will be provided with the necessary assistance to apply for vacant positions.
- Provide assistance for entrepreneurs and SMME development through established small business centers and other appropriate service providers in the relevant region;
- The Human Resources Development Programme (as outlined in Section 2) will ensure that employees receive training in accredited and certified skills. Such accredited skills may be utilized elsewhere within the mining sector or, alternatively, within different industry sectors or through the pursuit of entrepreneurial ventures (SMMEs or BEEs).

c. Implementing Section 189 of the Labour Relations Act 1995 (As Amended)

Once consultation in the Future Forum has been exhausted and job losses cannot be avoided, the provisions of Section 189 and 189(A) of the Labour Relations Act as well as the provisions of the existing collective agreement will be implemented. A consultation process will be initiated with the relevant recognized union/association and will encompass all areas identified in the LRA and the collective agreements. Issues such as ways to minimize retrenchment, the timing of the retrenchments and severance pay will be discussed by the company and the employee representatives. All plans and other issues agreed on during this consultation process will be implemented.

d. Notification to the Board

After consultation through the Future Forum i.e. with recognized trade unions/association, and where it becomes apparent that strategies and plans are not successful in avoiding job losses, the company will notify the Minerals and Mining Development Board in accordance with Section 52(1) (a) of the MPRD Act if the profit revenue ratio of the relevant operation is less than 6% on average for a continuous period of twelve (12) months or should 10% or more of the workforce (or more than five hundred (500) employees) have to be retrenched. Such notifications will be provided as and when



required during the life of the mine and some four (4) to five (5) years prior to the end of the life of the mine. The government authorities will be given notice of the time-frame for the closure and/or downscaling process, ongoing consultation, strategic initiatives and plans as discussed through the Future Forum. Regular progress reports will subsequently be distributed to the necessary departments, including the Social Plan and Productivity Advisory Council and the Department of Provincial and Local Government. Compliance to the Board's directive will be adhered to in order to meet the corrective measures as stipulated by the Board.

e. Communicating Possible Retrenchments

Where all avenues to avoid job losses have been exhausted and it is contemplated that retrenchments are likely to take place, an extensive communication strategy and plan will be implemented after consultation and agreement at the Future Forum. Communication of issues discussed at the forums, strategic plans and the implementation thereof will form part of the Agenda for regular forum meetings. After each Future Forum meeting all employees will be briefed on issues discussed and the strategic plans that would have been agreed to Future Forum.

Where retrenchments are inevitable the following channels will be used to ensure effective communication to all employees: management briefs, the Team Spirit newsletter, the Quest Hotline, videos, PA systems, e-mail & intranet, billboards, communication boards (notice boards), joint union and management meetings, communication forums and workshops.

The trade union/association representatives will also communicate issues arising from the Future Forum discussions during their own Branch and Committee meetings as well as mass meetings with employees. Issues to be communicated where possible retrenchments are contemplated will include but not be limited to:

- The reasons for the contemplated retrenchment;
- Strategic plans agreed to by the Future Forum to avoid and minimize job losses;
- The number of employees likely to be affected by the retrenchments;
- Details of the expanded portable skills training programmes and how these can be accessed;
- LED programmes and the opportunities available to employees who may be retrenched;
- Alternate employment opportunities and the assistance that will be provided to employees to access these opportunities;
- The timing of the retrenchment and the severance packages that will be paid to employees;
- Assistance that will be provided to employees and their families to deal with the emotional impact of retrenchment;
- Any additional assistance that will be provided to employees.

The local councils/Government from operational areas will be represented on and participate in the MCLF and will therefore be fully briefed about all retrenchments that are likely to take place.

Communication sessions will be held with parties that do not form part of the MCLF i.e. Local Government representatives from labour sending areas, national government departments, other businesses that are reliant on the mining industry as well as any other parties who are likely to have an interest in or be affected by the contemplated retrenchments. Face to face communication will be conducted so that issues may be clarified and discussed. In addition, written notification will be given to all the parties listed above as well as any other party identified by both the Future Forum and the MCLF.

The company will issue press statements and/or hold press conferences where necessary to brief the media so that they have access to accurate and reliable information regarding the retrenchments. Regular media updates will be given.



4.4 MECHANISMS TO AMELIORATE THE SOCIAL AND ECONOMIC IMPACT ON INDIVIDUALS, REGIONS AND ECONOMIES WHERE RETRENCHMENT OR CLOSURE OF THE OPERATION IS CERTAIN

4.4.1 UNDERTAKING

Whilst the Human Resources and Local Economic Development programmes outlined in Section 2 and 3 of this document have been developed and planned to be implemented in order to facilitate sustainable social and economic growth in local communities throughout the life of operation, measures for managing the impact on the local communities and labour source communities at times of downscaling and closure will still be required.

This section outlines the mechanisms that will be utilized to mitigate, as far as possible, the social and economic impact of closure and retrenchment on individuals, regions and economies. The detailed planning that will take place in conjunction with the affected stakeholders and the relevant government departments will be required some four (4) to five (5) years prior to mine closure. As such this chapter cannot provide the ultimate closure or post-closure plan for the operations in terms of the socio-economic impact. The very nature of rural and low-income communities dependent on the operations for a substantial period of time necessitates flexible and appropriate closure planning utilizing those community structures that exist at the time of closure. Knowledge of the socio-economic circumstances in the area at the time of closure is therefore currently impossible to predict.

4.4.2 STRATEGIC PLANS

a. Socio-Economic Impact Study of closure

As with any substantial development programme, a socio-economic impact analysis (SEIA) will be carried out by specialist consultants prior to commencing detailed closure planning. The SEIA will commence four (4) to five (5) years prior to closure and be supported by interaction with both forums.

b. Communication with stakeholders

The development of the closure plan will place great emphasis on comprehensive and sensitive consultation with all stakeholders. Objection is likely and needs to be managed among stakeholders, such as local businesses, who have understandable fears and concerns with regards to closure. Consultation and communication with stakeholder groups from local mine communities, relevant government departments and local business forums will also be carried out through the MCLF.

c. Strategic Plans for Managing the Social and Economic Impact

As with the Human Resource Development Programme at Impala Platinum, the Local Economic Development Programme (Section 3.2) will be implemented throughout the life of the operations with a key objective of ensuring any corporate social intervention and LED assistance provided, will be sustainable, and will benefit the target communities after the closure of the mine. The same is true for involvement with local service and goods providers through the Procurement Progression Plan (Section 3.5). Every effort will be made, during the life of the operations, to facilitate training amongst local entrepreneurs who supply goods or services to ensure they are equipped with the appropriate business management skills to run effective small businesses which can procure both to other local mining operations but may also diversify their service or product range and potentially procure to other non-mining industries.

Notwithstanding these strategies throughout the life of the operations, the knowledge of closure and the potential loss of business or channels of assistance may come as a shock to local community members and assistance may be required timeously to aid their transition into a non-Impala Rustenburg or Refineries environment and mind-set. Such communication will be effected through the MCLF, and other established communication channels as outlined above (Section 4.4.2). It is through



these channels that specific needs and/or training requirements will be identified which Impala Platinum may be of some assistance with during the period of downscaling. The exact assistance required cannot be planned for in depth prior to the period of downscaling as community needs and training requirements will evolve and fluctuate regularly. However, such assistance may include the following:

- Assistance for local entrepreneurs through established networks, government agencies in this regard and experienced NGO structures;
- The facilitation of public-private partnerships geared at meeting specific needs within the community, be they infrastructural, capacity raising or skills development;
- In consultation with our Mine Lease Agreement, consider the potential use for obsolete/unused mine infrastructure following the complete downscaling and closure of the mine (training centers, office buildings etc.);
- A portable skills training programmes designed to ensure that employees can have job security and remain economically active after mine closure;
- Counseling Services for employees and if necessary their families to ensure they are equipped to cope with the potential stress of losing their job;
- Access to Job Advice Centers in the local community or the relevant Labour Sending Areas;
- Assistance with registering as a job-seeker (with the relevant Department of Labour, employment agency or other local mines), job-hunting and job application processes;
- Ensuring all skills and/or experience obtained whilst in the employ at Impala Platinum Operations have the appropriate accreditation and certification;
- Provide assistance in the employee's claiming of UIF and any other assistance if required;
- Provision of financial planning assistance with regards to retrenchment packages, pensions and/or provident funds etc. to ensure if necessary, the appropriate utilization and/or preservation of finance following retrenchment.

d. Post-Closure planning

Management strategies for the post-closure period will also be developed with the MCLF within the closure planning process. Strategies that avoid dependency amongst the social intervention beneficiaries and promote independence amongst individuals and businesses in the community will be developed to ensure post-closure sustainability. On-going consultation and advisory roles potentially facilitated through the MCLF will be utilized to ensure that the programmes and plans continue to deliver sustainable and effective benefits. The continued contribution and on-going management role of local government and traditional leadership in this respect will be essential in this post-closure management process.

SECTION 5

Financial Provision



IMPALA PLATINUM LIMITED

SOCIAL AND LABOUR PLAN



SECTION 5

5.1 FINANCIAL PROVISION

5.1.1 OVERVIEW

In terms of Section 23(1) (e) "The Minister must grant a mining right if the applicant has provided financially and otherwise for the prescribed social and labour plan." This section intends to outline the manner in which Impala Platinum Limited aims to provide financially for each component of the Social & Labour Plan during the life of the mine. However it should be noted that these assumptions are based on current business plans at Impala Platinum Limited and the associated market and economic conditions surrounding the operations. Where changes in these assumptions are required, they will be reported on in the Annual SLP Report. Table 5.1 summarizes the financial provisions for Impala Platinum Limited's SLP for the next five (5) years in respect of each section of the plan based on the five (5) year business plan.

Table 5.1: Summary of Financial Provisions for Key Elements of Impala Platinum Limited's SLP for Five (5) Years

Category	2014	2015	2016	2017	2018	Total
Human Resource Development Programmes (Section 2)	R 294,000,000	R 311,640,000	R 330,338,400	R 350,158,704	R 371,168,226	R 1,657,305,330
Local Economic Development Programmes (Section 3)	R 449,052,063	R 100,900,000	R 133,300,000	R 374,681,904	R 384,495,806	R 1,442,429,773
Management of Downscaling (Section 4)	R15.5m					

5.1.2 FINANCIAL PROVISION FOR HUMAN RESOURCE DEVELOPMENT PROGRAMMES

Impala Platinum Limited is currently spending approximately five percent (5%) of wage bill per annum on training and development of its current workforce.

Table 5.2: Summary of Human Resource Development Budget Breakdown

Category	2014	2015	2016	2017	2018
Human Resource Development Programmes (Section 2) *	5%	5%	5%	5%	5%
	R 294,000,000	R 311,640,000	R 330,338,400	R 350,158,704	R 371,168,226

* The rand value is dependent on future wage settlement and employee numbers
Financial provision for Human Resource Development programmes conducted on behalf of Impala Platinum Limited is estimated to be five per cent (5%) of wage bill per annum.



5.1.3 FINANCIAL PROVISION FOR LOCAL ECONOMIC DEVELOPMENT

Table 5.3: Financial Provision for the Local Economic Development

Beneficiary Organization or Project name	FY2014	FY2015	FY2016	FY2017	FY2018	Total
Enterprise Development						
SMME Development	R 2,266,230	R 2,000,000	R 2,000,000	R 4,000,000	R 9,733,770	R 20,000,000
Total Enterprise Development	R 2,266,230	R 2,000,000	R 2,000,000	R 4,000,000	R 9,733,770	R 20,000,000
Education Initiatives						
Bursary (Bojanala, EC, Taung)	R 3,905,250	R 6,000,000	R 7,000,000	R 8,000,000	R 5,094,750	R 30,000,000
Novice & Learnerships (Bojanala, EC, Taung)	R 1,997,742	R 8,000,000	R 10,000,000	R 12,000,000	R 28,002,258	R 60,000,000
School Support & We Care Project	R 10,697,808	R 12,900,000	R 14,800,000	R 27,983,557	R 29,348,408	R 95,729,773
Total Education Initiatives	R 16,600,800	R 26,900,000	R 31,800,000	R 47,983,557	R 62,445,416	R 185,729,773
Infrastructure Projects						
Freedom Park - Clinic Construction	R 0	R 0	R 0	R 2,000,000	R 8,000,000	R 10,000,000
Freedom Park - Sports Facility Construction	R -	R -	R -	R 1,000,000	R 7,000,000	R 8,000,000
Freedom Park - Community Infrastructure Upgrade	R -	R -	R -	R 10,000,000	R 40,000,000	R 50,000,000
Mogono –Renovation of Community Hall	R -	R -	R -	R 2,000,000	R -	R 2,000,000
Mogono (ward 3) – Roads & Storm Water Channels	R -	R -	R 2,000,000	R 8,000,000	R 6,000,000	R 16,000,000



Beneficiary Organization or Project name	FY2014	FY2015	FY2016	FY2017	FY2018	Total
Luka/Mogono - Construction of Recreational and Sport Facilities	R -	R -	R 10,000,000	R 10,000,000	R -	R 20,000,000
Luka Makgotla Offices Upgrade	R -	R -	R 4,000,000	R -	R -	R 4,000,000
Kanana – Construction of Multi-Purpose Centre and Library	R -	R -	R 6,000,000	R 9,000,000	R -	R 15,000,000
Kanana – Roads and Storm Water Channels	R -	R -	R -	R 2,000,000	R 2,000,000	R 4,000,000
Lefragatlhe - Construction of Sport Facility	R -	R -	R -	R 1,500,000	R 500,000	R 2,000,000
School Infrastructure	5,000,000	30,000,000	35,000,000	10,000,000	0	R 80,000,000
Boitekong Attenuation Dam Rehabilitation	R 0	R 2,000,000	R 2,000,000	R 10,000,000	R 6,700,000	R 20,700,000
Library & Community Halls Capacitating LSA	R 0	R 0	R 500,000	R 1,000,000	R 3,500,000	R 5,000,000
Total Infrastructure Initiatives	R 5,000,000	R 32,000,000	R 59,500,000	R 66,500,000	R 73,700,000	R 236,700,000
Total Housing	R 425,185,033	R 40,000,000	R 40,000,000	R 256,198,347	R 238,616,620	R 1,000,000,000
GRAND TOTAL	R 449,052,063	R 100,900,000	R 133,300,000	R 374,681,904	R 384,495,806	R 1,442,429,773



5.1.4 FINANCIAL PROVISION FOR THE MANAGEMENT OF DOWNSCALING & RETRENCHMENT

Finance for the on-going core business training which facilitates mine-related portable skills training programmes (Section 2.2.5) will be provided from the annual Human Resources Development Budget for training and skills development at Impala Platinum Limited based on the skills required within the workforce on an annual basis and in line with the business plan.

In addition, as noted in Section 2.2.5, the mine will provide finance for non-mining related portable skills through a Portable Skills Fund of R15,5 million at the time of retrenchment.

At times of retrenchment, a minimum of two (2) days additional training will be allocated to each employee in order to facilitate the supply of the additional retrenchment management services undertaken by the mine as outlined in Section 4 of this document. These services may include counseling and access to career advice, job centers and registration as a job seeker for example and will be additional to the portable skills training to be offered to employees at times of retrenchment. This cost will be borne by Impala Platinum Limited through their SLP budget. This will take place over and above the retrenchment packages which will be developed in line with current legislation on retrenchment and through negotiations with the relevant employee representative bodies and/or unions as required.

SECTION 6

Undertaking



IMPALA PLATINUM LIMITED

SOCIAL AND
LABOUR PLAN





SECTION 6

6.1 STATEMENT OF UNDERTAKING

I, _____ the undersigned and duly authorized thereto
by _____ (Company) undertake to adhere to the information, requirements, commitments and conditions as set out in the social and labour plan.

Signed at _____ on this _____ day of _____ 20 _____

Signature of responsible person _____

Designation _____

Contact Details _____

Approved

Signed at _____ on this _____ day of _____ 20 _____

Signature of responsible person _____

Designation _____

Signed at _____ on this _____ day of _____ 20 _____

Signature of responsible person _____

Designation _____

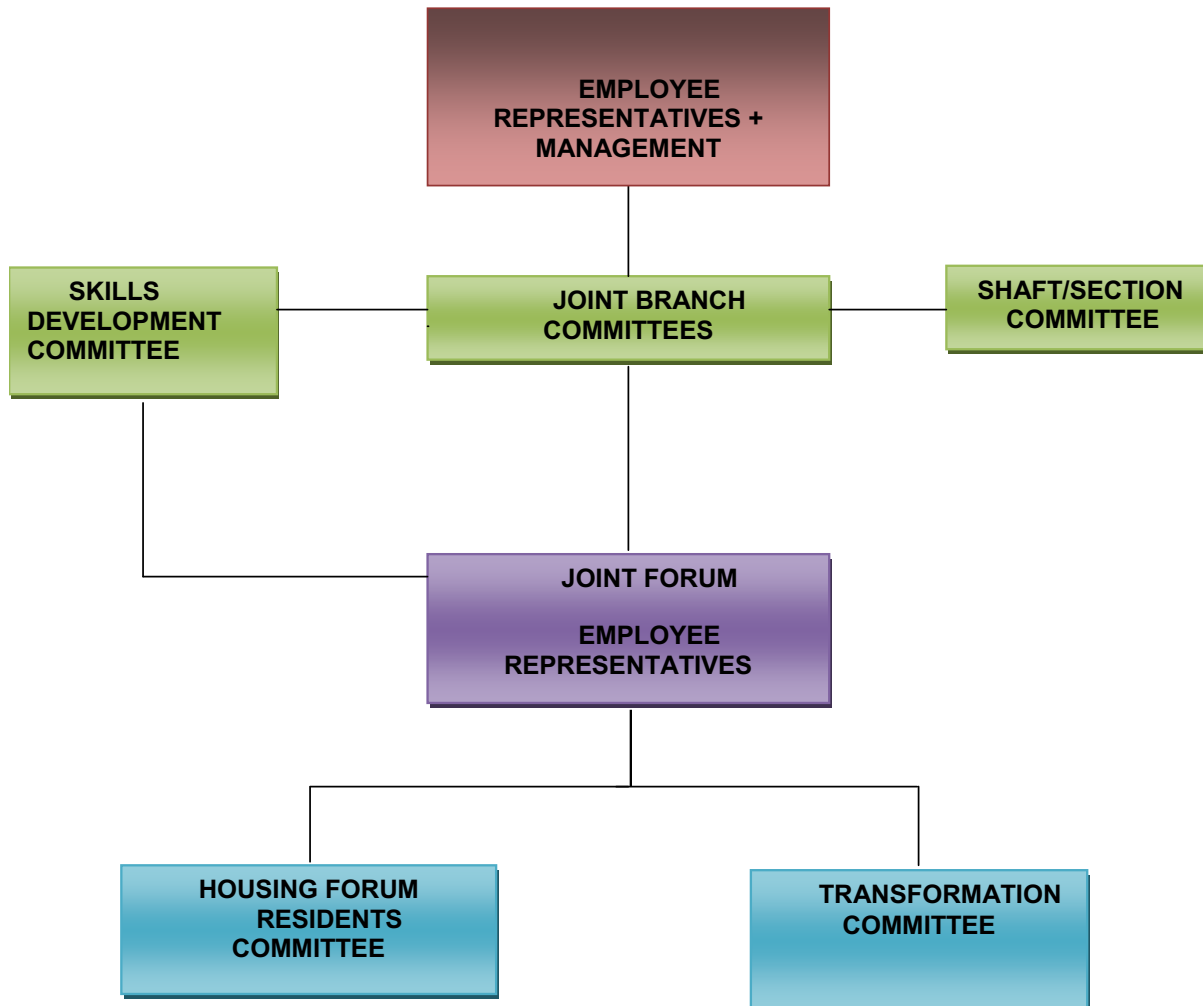
Programme for Communication of SLP with employees and stakeholders

Figure 6.1 below outlines the various structures through which the Impala Platinum Limited SLP will be communicated. With regards to areas of common interest to all Unions, the Plenary will serve as the mechanism for communication.

In addition to these communication structures, the management briefs issued to all employees, as well as the Impala Platinum Limited bi-monthly newsletter, 'Team Spirit', will be utilized to communicate the Impala Platinum Limited SLP.



Figure 6.1: Organisational Structures to be used for Communication of Impala Platinum Limited SLP



APPENDIX A

Location of Impala Rustenburg Operations



IMPALA PLATINUM LIMITED

SOCIAL AND
LABOUR PLAN





APPENDIX B

Form Q

The number and education levels of:

- Impala Platinum Limited Head Office
- Impala Rustenburg Operations
- Impala Refineries



IMPALA PLATINUM LIMITED

SOCIAL AND
LABOUR PLAN



FORM Q: IMPALA PLATINUM LIMITED HEAD OFFICE

BAND	NQF LEVEL	OLD SYSTEM	Male				Female				Total	
			African	Coloured	Indian	White	African	Coloured	Indian	White	Male	Female
General Education and Training (GET)	1	No Schooling/Unknown	2	0	0	8	3	0	0	4	10	7
		Grade 0/Pre	0	0	0	0	0	0	0	0	0	0
		Grade 1/Sub A	0	0	0	0	0	0	0	0	0	0
		Grade 2/Sub B	0	0	0	0	0	0	0	0	0	0
		Grade 3/Std 1/ABET 1	0	0	0	0	0	0	0	0	0	0
		Grade 4/Std 2	0	0	0	0	0	0	0	0	0	0
		Grade 5/Std3/ABET 2	0	0	0	0	0	0	0	0	0	0
		Grade 6/Std 4	0	0	0	0	0	0	0	0	0	0
		Grade7/Std 5 ABET 3	0	0	0	0	0	0	0	0	0	0
		Grade 8/Std 6	0	0	0	0	0	0	0	0	0	0
Further Education and Training (FET)	2-4	Grade 9/Std 7/ABET 4/NQF Lev.1	0	0	0	0	0	0	0	0	0	0
		Grade 10/Std 8/N1	0	0	0	0	0	0	0	0	0	0
		Grade 11/Std 9/N2	0	0	0	0	0	0	0	0	0	0
		Grade 12/Std 10/N3	0	1	0	3	2	0	0	4	4	6
		Higher Certificates / Adv NCV	0	0	0	1	0	0	0	0	1	0
		Diplomas / Adv Certificates	3	0	2		1	0	0	0	5	1
		Bachelor Degree / Adv Diplomas	6	0	1	1	2	0	0	6	8	8
		Higher / Hons / Degrees / Prof Qual	0	1	0	10	3	0	1	4	11	8
		Master Degree	1	0	0	6	1	0	3	0	7	4
		Doctorates	0	0	0	0	0	0	0	0	0	0
TOTAL			12	2	3	29	12	0	18	46	34	

FORM Q: IMPALA PLATINUM LIMITED RUSTENBURG OPERATION

BAND	NQF LEVEL	OLD SYSTEM	Male				Female				Total	
			Africa n	Coloured	India n	White	Africa n	Coloured	India n	White	Male	Female
General Education and Training (GET)		No Schooling/Unknown	838	7	1	126	151	1	0	10	972	162
		Grade 0/Pre	487	0	0	1	12	0	0	0	488	12
		Grade 1/Sub A	47	0	0	0	0	0	0	0	47	0
		Grade 2/Sub B	34	0	0	0	1	0	0	0	34	1
		Grade 3/Std 1/ABET 1	967	0	0	0	4	0	0	0	967	4
		Grade 4/Std 2	933	0	0	0	3	0	0	0	933	3
		Grade 5/std3/ABET 2	1057	1	0	1	2	0	0	0	1059	2
		Grade 6/Std 4	1602	2	0	0	5	0	0	0	1604	5
		Grade7/Std 5 ABET 3	2687	1	0	80	31	0	2	12	2768	45
		Grade 8/Std 6	3496	1	0	4	28	0	0	0	3501	28
Further Education and Training (FET)		Grade 9/Std 7/ABET 4/NQF Lev.1	2989	1	0	5	47	0	0	0	2995	47
		Grade 10/Std 8/N1	1849	2	0	71	86	0	0	4	1922	90
		Grade 11/Std 9/N2	3348	6	0	187	270	1	0	2	3541	273
		Grade 12/Std 10/N3	6906	27	3	555	1867	7	2	68	7491	1944
Higher Education and Training (HET)		Higher Certificates / Adv NCV	251	1	1	38	74	2	0	4	291	80
		Diplomas / Adv Certificates	145	1	3	38	151	0	0	7	187	158
		Bachelor Degrees / Adv Diplomas	89	3	1	39	56	1	0	19	132	76
		Higher / Hons / Degrees / Prof Qual	40	0	4	39	21	0	2	13	83	36
		Master Degree	4	0	2	7	1	0	0	3	13	4
		Doctorates	0	0	0	0	0	0	0	0	0	0
TOTAL			27769	53	15	1191	2810	12	6	142	29028	2970

FORM Q: IMPALA PLATINUM LIMITED REFINERIES OPERATION

BAND	NQF LEVEL	OLD SYSTEM	Male				Female				Total		
			African	Coloured	Indian	White	African	Coloured	Indian	White	Male	Female	
General Education and Training (GET)	1	No Schooling/Unknown	30	0	0	0	3	0	0	0	30	3	
		Grade 0/Pre	0	0	0	0	0	0	0	0	0	0	
		Grade 1/Sub A	0	0	0	0	0	0	0	0	0	0	
		Grade 2/Sub B	0	0	0	0	0	0	0	0	0	0	
		Grade 3/Std 1/ABET 1	21	0	0	0	0	0	0	0	21	0	
		Grade 4/Std 2	0	0	0	0	0	0	0	0	0	0	
		Grade 5/Std 3/ABET 2	10	0	0	0	0	0	0	0	10	0	
		Grade 6/Std 4	0	0	0	0	0	0	0	0	0	0	
		Grade 7/Std 5 ABET 3	69	0	0	0	4	0	0	0	69	4	
		Grade 8/Std 6	0	0	0	0	0	0	0	0	0	0	
Further Education and Training (FET)	2	Grade 9/Std 7/ABET 4/NQF Lev.1	53	0	0	0	1	0	0	0	53	1	
		Grade 10/Std 8/N1	8	0	0	38	2	0	0	1	46	3	
		Grade 11/Std 9/N2	46	0	0	7	1	0	0	0	53	1	
		Grade 12/Std 10/N3	277	1	5	51	97	0	0	27	334	124	
Higher Education and Training (HET)	3	Higher Certificates / Adv NCV	31	0	1	9	9	0	1	2	41	12	
		Diplomas / Adv Certificates	19	0	0	0	10	0	1	19	11		
		Bachelors Degres / Adv Diplomas	12	1	3	34	12	1	1	12	50	26	
		Higher / Hons / Degrees / Prof Qual	8	0	6	26	5	0	0	10	40	15	
		Master Degree	5	0	1	7	1	0	1	0	13	2	
		Doctorates	2	0	0	4	0	0	1	0	6	1	
		TOTAL		591	2	16	176	145	1	4	53	785	203

APPENDIX C

Form R

Hard to fill vacancies for:

- Impala Platinum Limited Head Office
- Impala Rustenburg Operations
- Impala Refineries



IMPALA PLATINUM LIMITED

SOCIAL AND
LABOUR PLAN





FORM R: IMPALA PLATINUM LIMITED HEAD OFFICE

Occupational Level	Job title of vacancy	Main reason for being unable to fill the vacancy
Top Management	No hard to fill vacancies	
Senior Management	No hard to fill vacancies	
Professionally qualified and experienced specialists and mid-management	No hard to fill vacancies	
Skilled technical and academically qualified workers, junior management, supervisors, foreman and superintendents	No hard to fill vacancies	
Semi-skilled and discretionary decision-making	No hard to fill vacancies	
Unskilled and defined decision-making	No hard to fill vacancies	



FORM R: IMPALA PLATINUM LIMITED RUSTEBURG OPERATIONS

Occupational Level	Job title of vacancy	Main reason for being unable to fill the vacancy
Top Management	No hard to fill vacancies	
Senior Management	No hard to fill vacancies	
Professionally qualified and experienced specialists and mid-management	No hard to fill vacancies	
Skilled technical and academically qualified workers, junior management, supervisors, foreman and superintendents	No hard to fill vacancies	
	No hard to fill vacancies	
Semi-skilled and discretionary decision-making	No hard to fill vacancies	
Unskilled and defined decision-making	No hard to fill vacancies	



FORM R: IMPALA PLATINUM LIMITED REFINERIES OPERATIONS

Occupational Level	Job title of vacancy	Main reason for being unable to fill the vacancy
Top Management	No hard to fill vacancies	
Senior Management	No hard to fill vacancies	
Professionally qualified and experienced specialists and mid-management	No hard to fill vacancies	
Skilled technical and academically qualified workers, junior management, supervisors, foreman and superintendents	No hard to fill vacancies	
Semi-skilled and discretionary decision-making	No hard to fill vacancies	
Unskilled and defined decision-making	No hard to fill vacancies	

APPENDIX D

Form S

Employment Equity Statistics for:

- Impala Platinum Limited Head Office
- Impala Rustenburg Operations
- Impala Refineries



IMPALA PLATINUM LIMITED

SOCIAL AND LABOUR PLAN





FORM S: IMPALA PLATINUM LIMITED HEAD OFFICE

OCCUPATIONAL LEVEL	Male						Female				Foreign Nationals		TOTAL						
	A		C		I		W		A		C			I		W		Male	Female
Top management	0	0	0	0	2	0	0	0	0	0	0	0	1	0	0	0	0	0	3
Senior management	3	1	0	0	12	1	0	2	3	0	0	0	2	3	0	0	0	0	24
Professionally qualified and experienced specialists and mid-management	6	1	1	1	11	3	0	2	6	0	0	0	2	6	0	0	0	0	30
Skilled technical and academically qualified workers junior management supervisors foremen and superintendents	3	0	2	2	1	3	0	0	5	0	0	0	0	5	0	0	0	0	14
Semi-skilled and discretionary decision making	0	0	0	0	1	2	0	0	4	0	0	0	0	4	0	0	0	0	7
Unskilled and defined decision making	0	0	0	0	0	2	0	0	0	0	0	0	0	0	0	0	0	0	2
TOTAL	12	2	3	3	27	11	0	4	19	0	0	4	19	2	0	0	0	80	

FORM S: IMPALA PLATINUM LIMITED RUSTENBURG OPERATIONS

OCCUPATIONAL LEVELS	Male						Female			Foreign Nationals		TOTAL
	A	C	I	W	A	C	I	W	Male	Female		
	Top management	0	0	0	0	0	0	0	0	1	0	
Senior management	13	0	2	48	5	0	0	2	2	0	72	
Professionally qualified and experienced specialists and mid-management	139	3	11	241	28	0	3	48	9	0	482	
Skilled technical and academically qualified workers junior management supervisors foremen and superintendents	2695	25	2	746	399	4	3	81	311	2	4268	
Semi-skilled and discretionary decision making	7660	10	0	122	712	3	0	11	1887	5	10410	
Unskilled and defined decision making	13012	14	0	20	1638	4	0	0	2055	22	16765	
TOTAL	23519	52	15	1177	2782	11	6	142	4265	29	31998	

FORM S: IMPALA PLATINUM LIMITED REFINERIES OPERATIONS

OCCUPATIONAL LEVELS	Male				Female				Foreign Nationals		Total
	A	C	I	W	A	C	I	W	Male	Female	
Top management	0	0	0	0	0	0	0	0	0	0	0
Senior management	1	0	1	3	1	0	0	1	3	0	10
Professionally qualified and experienced specialists and mid-management	14	0	5	31	11	1	4	10	8	1	85
Skilled technical and academically qualified workers junior management supervisors foremen and superintendents	146	2	4	107	36	1	0	21	3	0	320
Semi-skilled and discretionary decision making	422	1	3	28	97	0	0	16	6	0	573
Unskilled and defined decision making	0	0	0	0	0	0	0	0	0	0	0
TOTAL	583	3	13	169	145	2	4	48	20	1	988

APPENDIX E

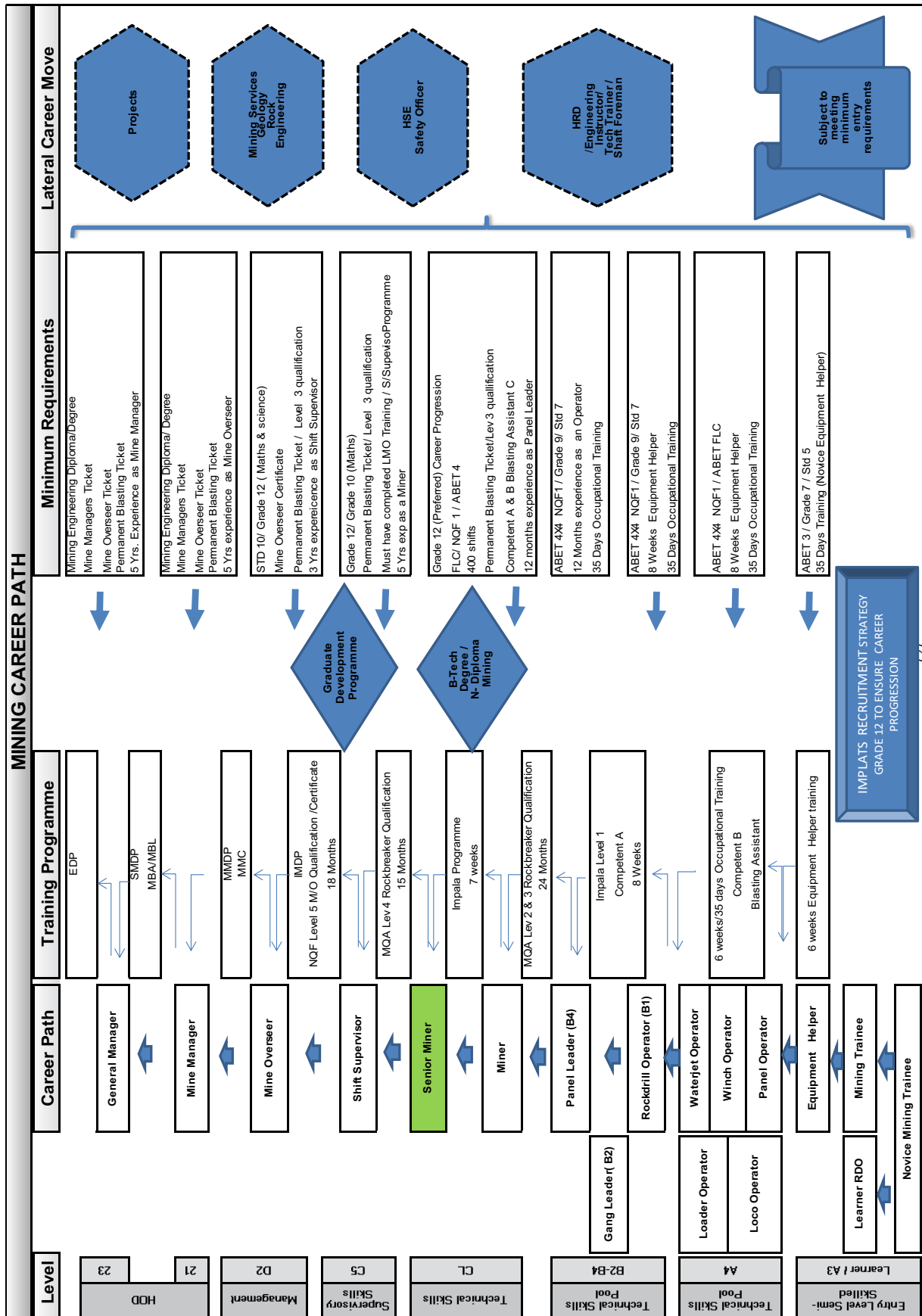
Career Development Paths at Impala Rustenburg Operations and Impala Refineries

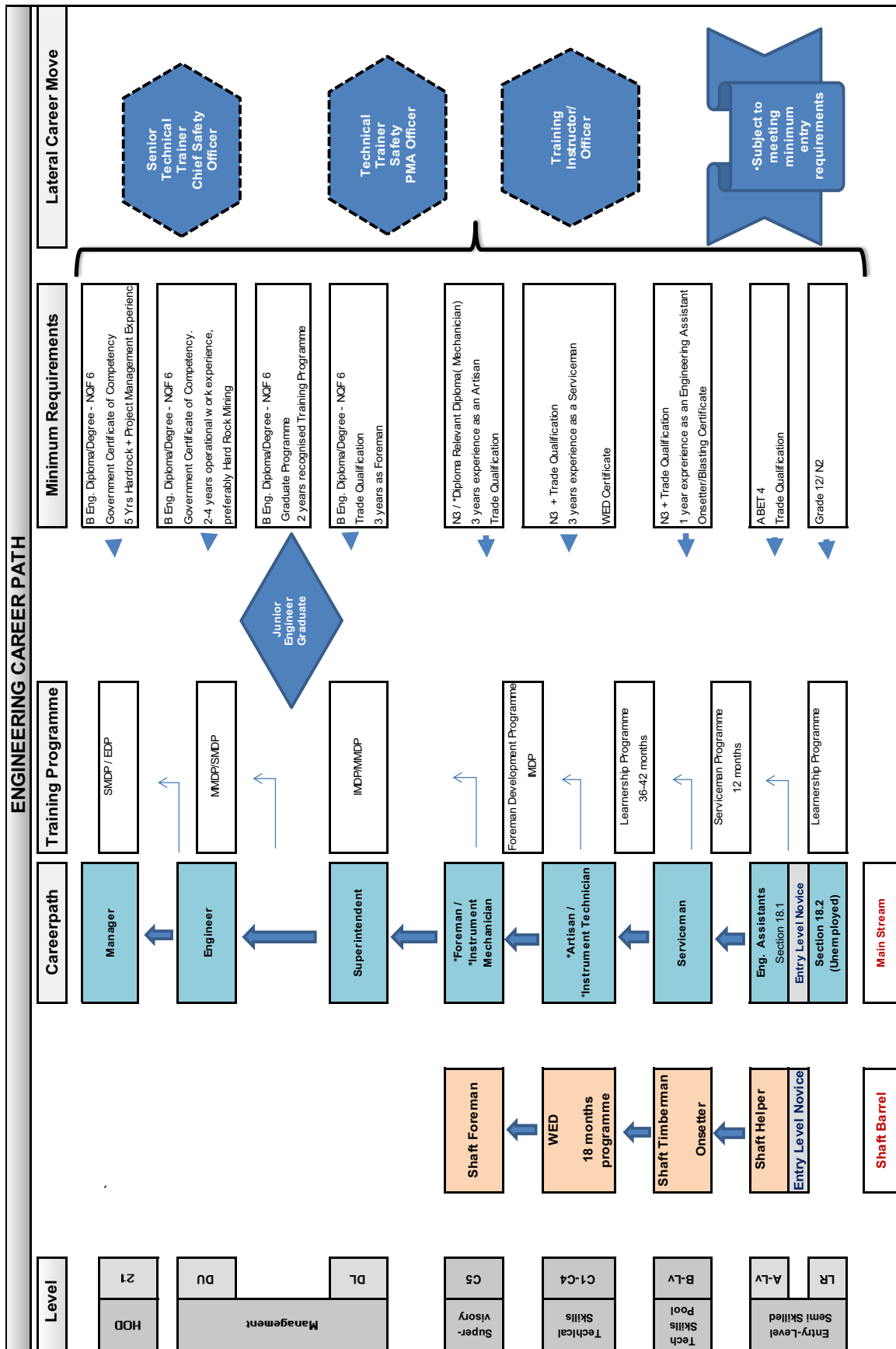


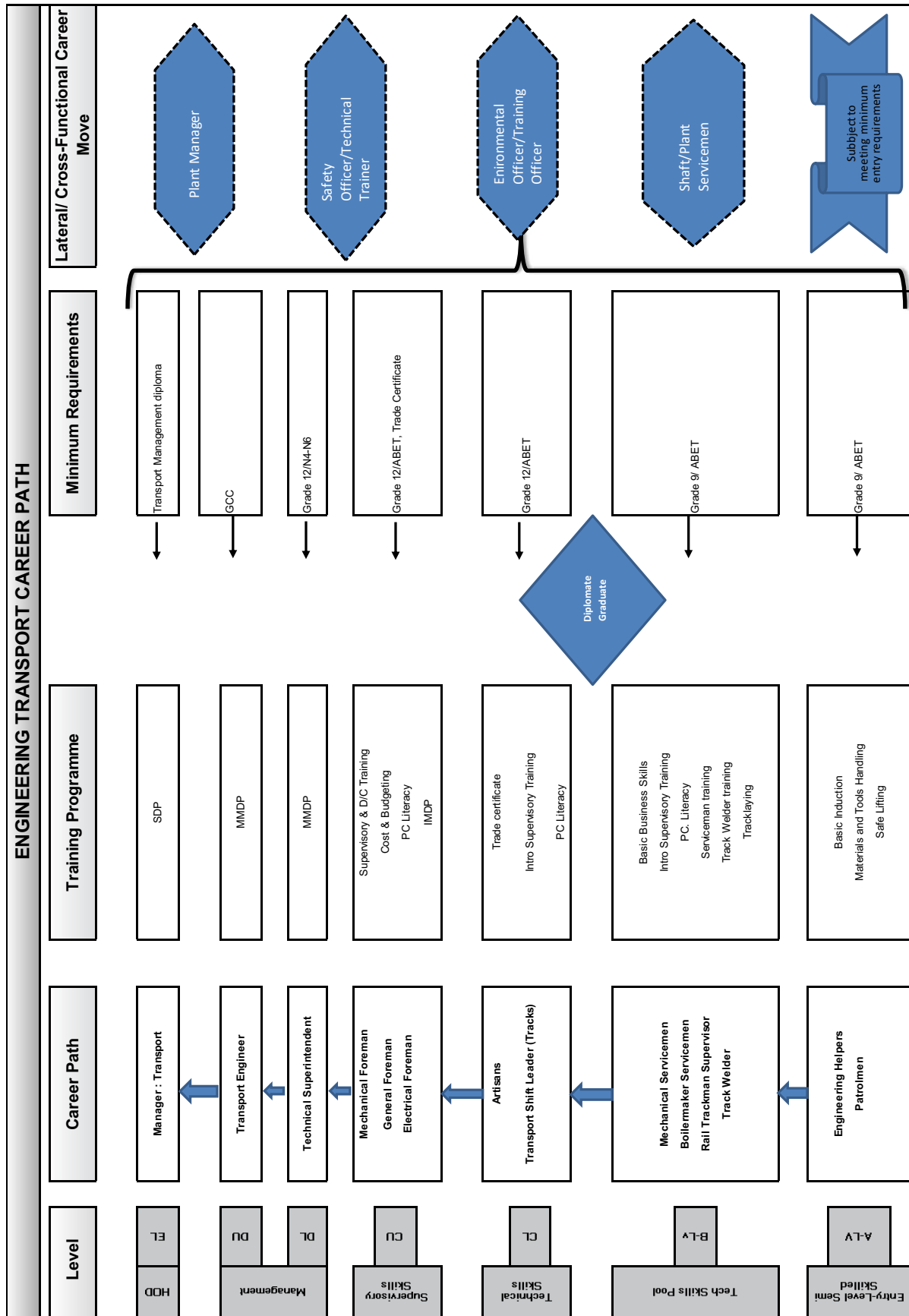
IMPALA PLATINUM LIMITED

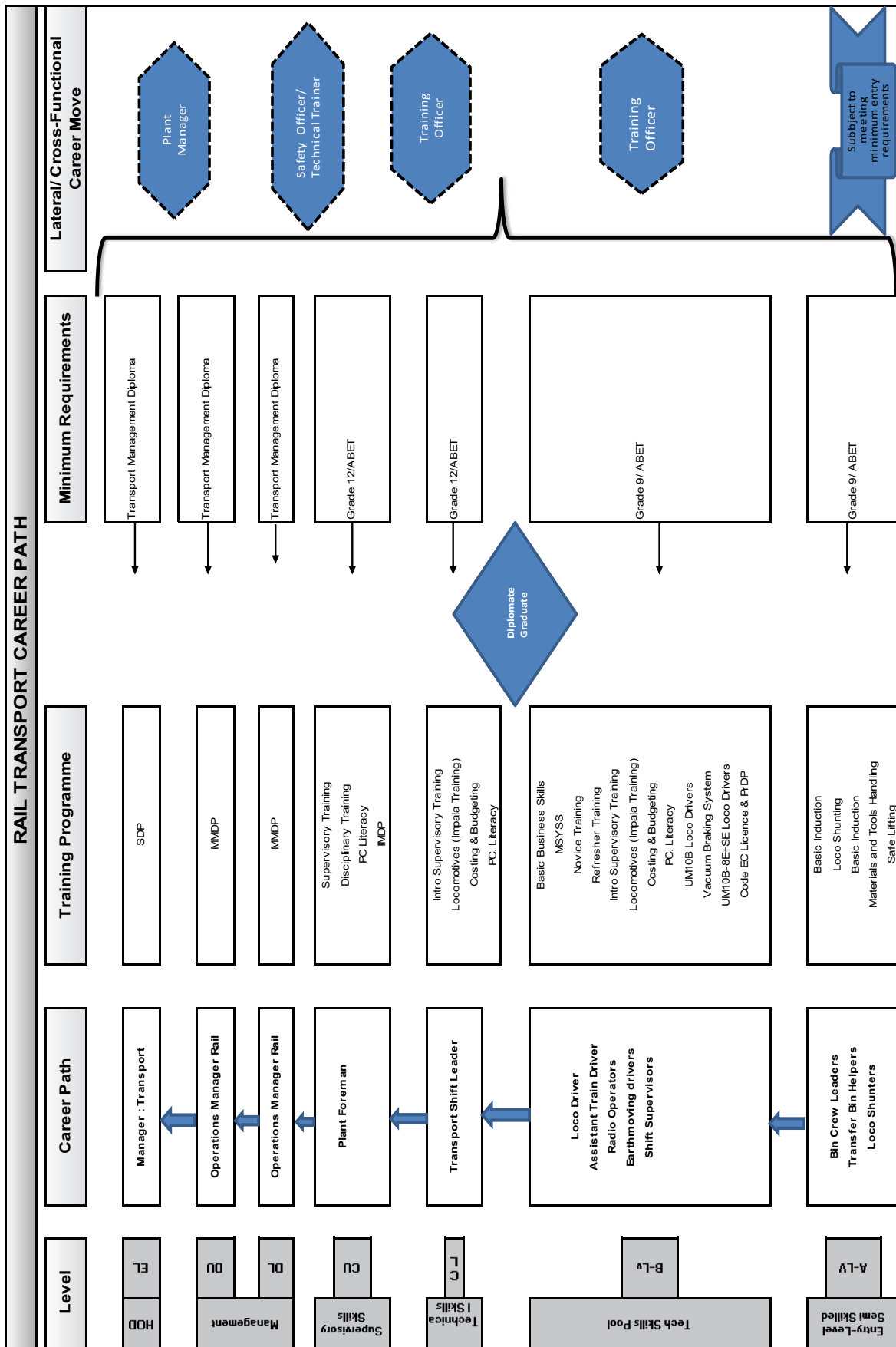
SOCIAL AND
LABOUR PLAN

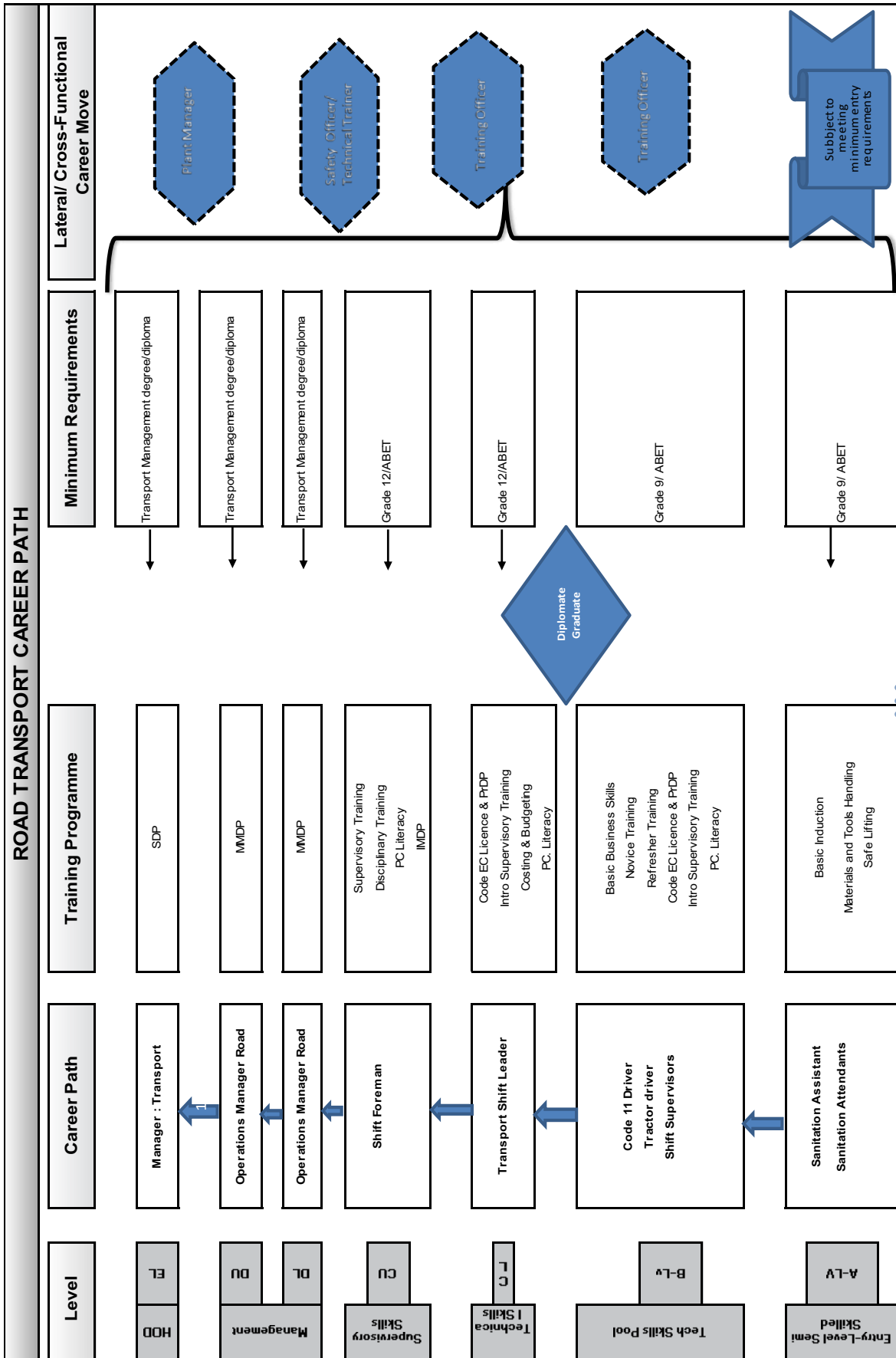


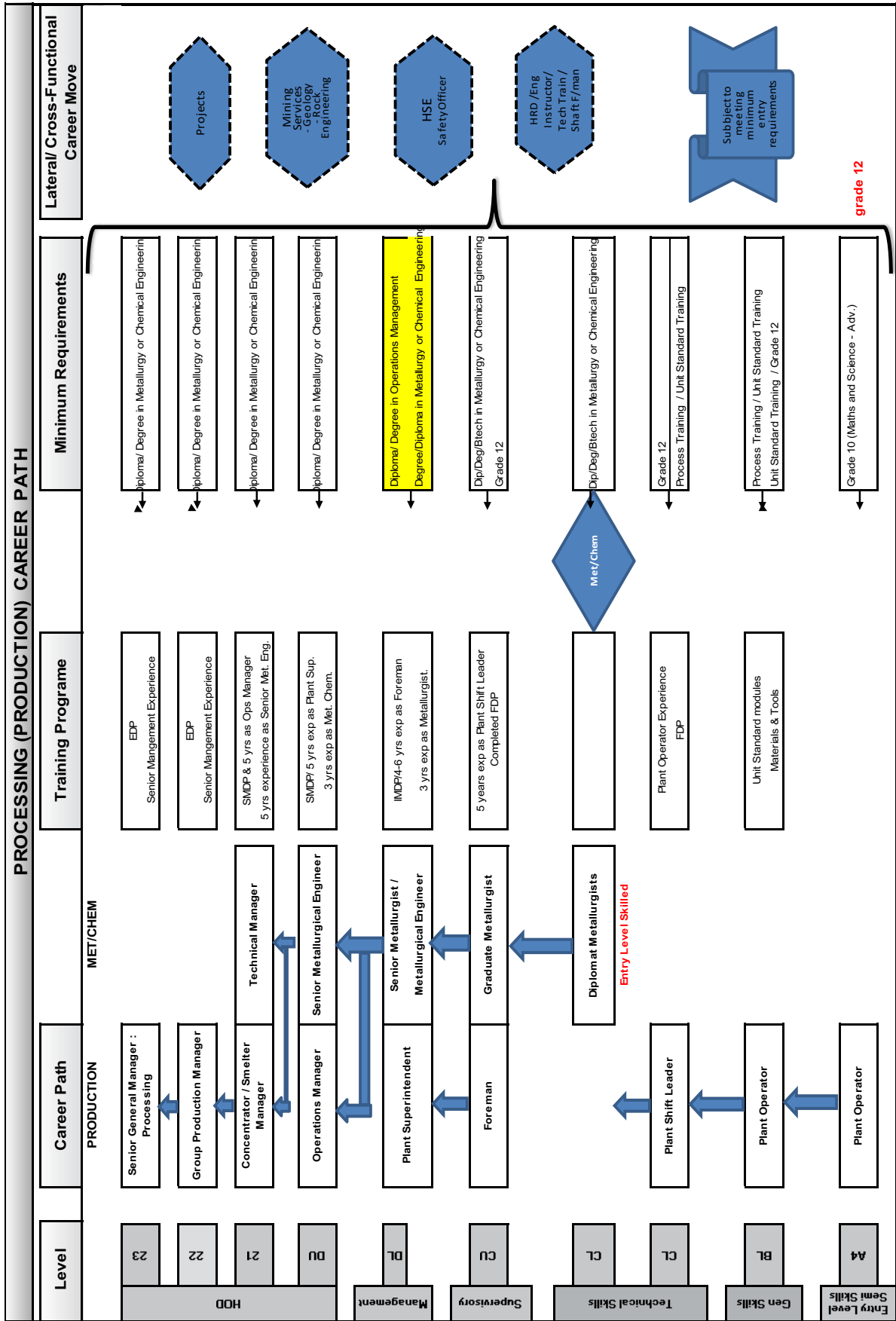


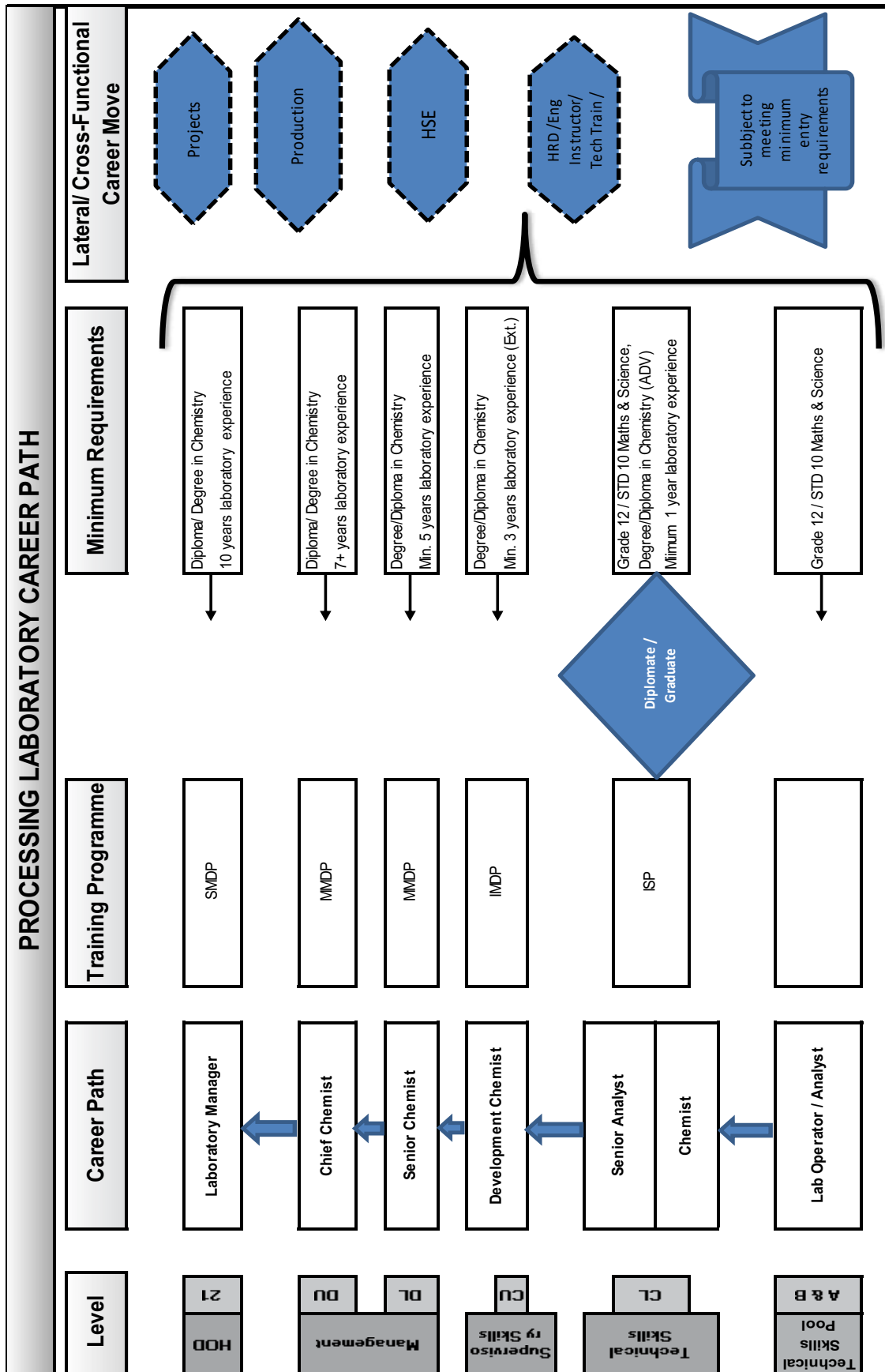


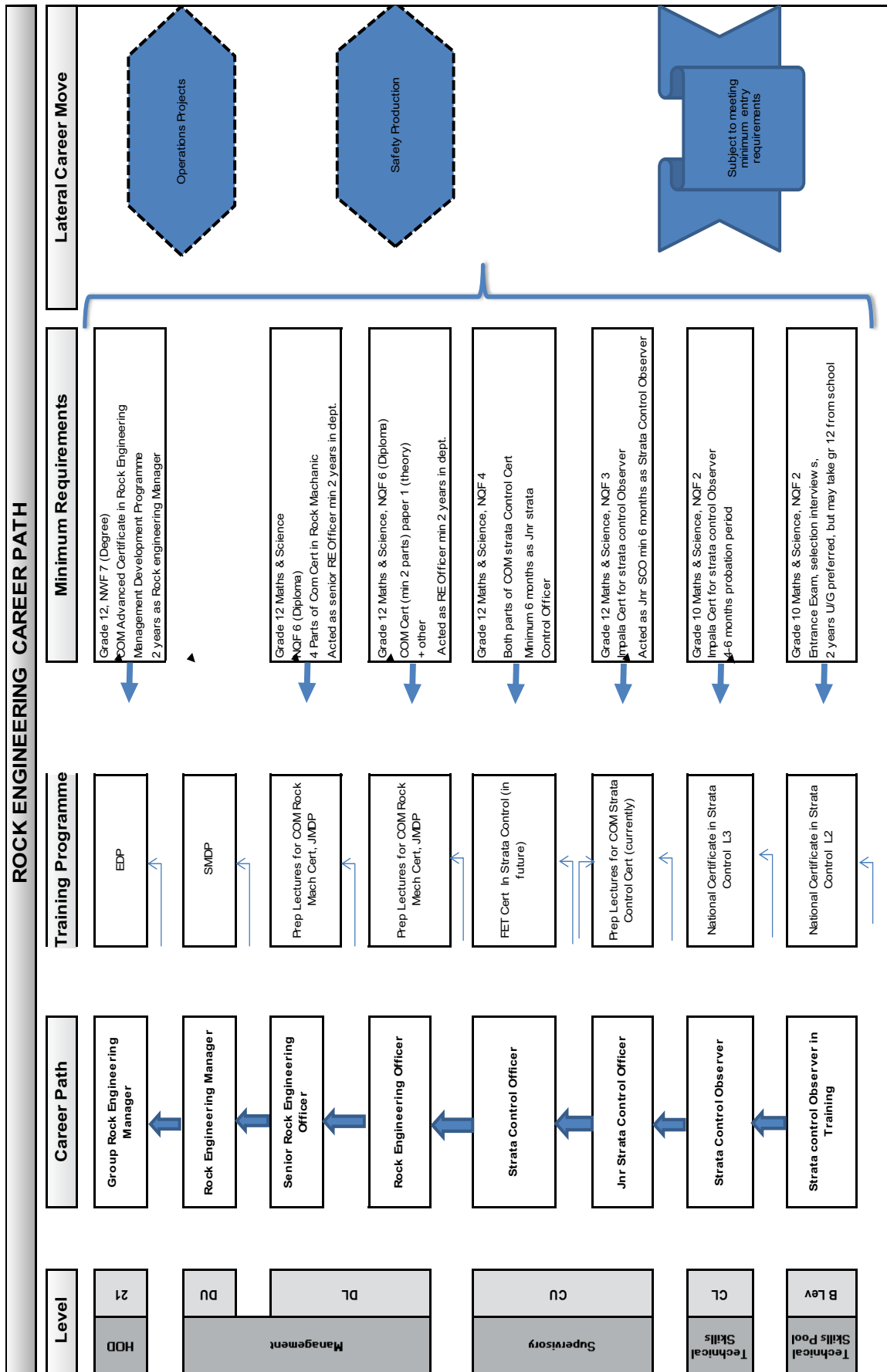


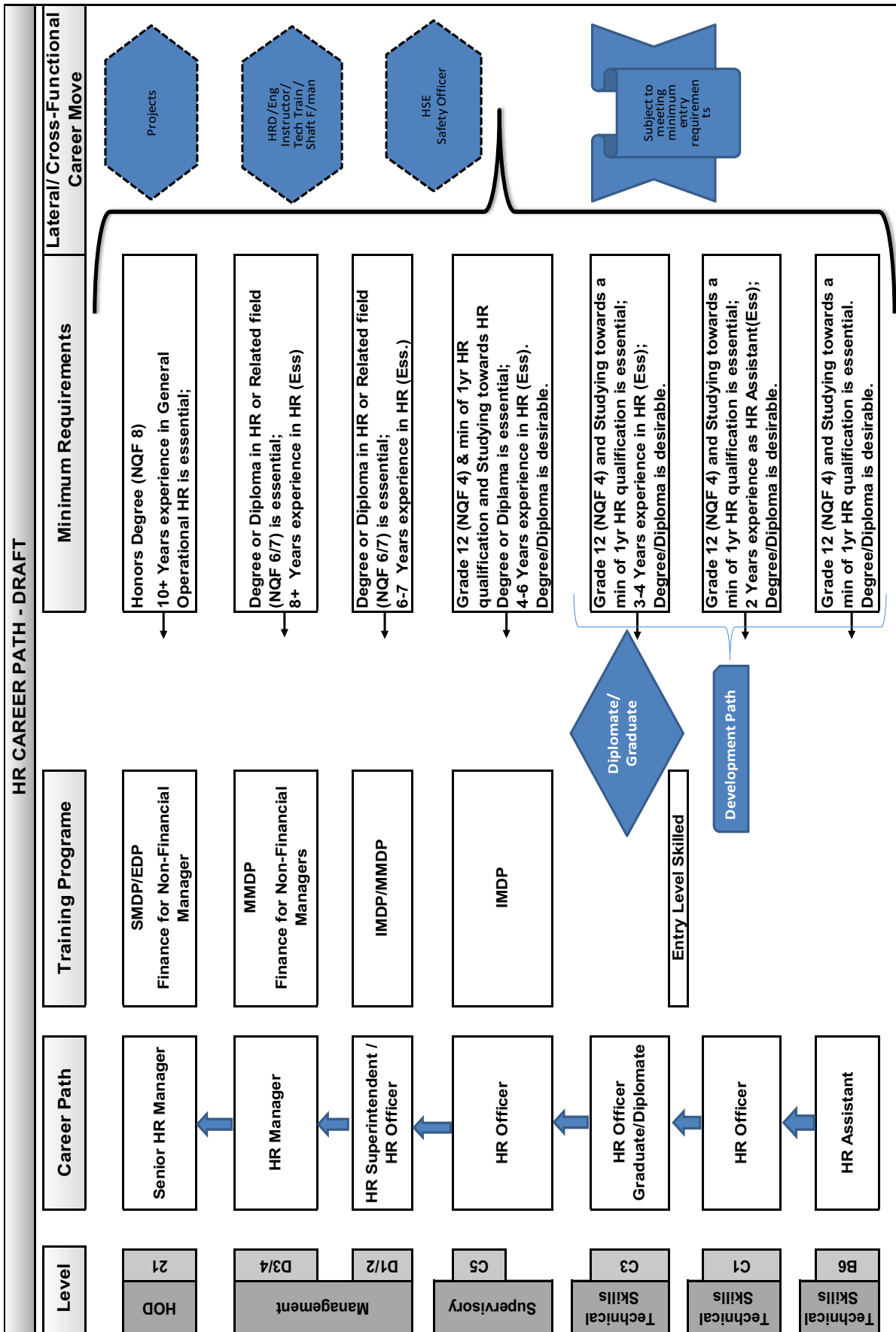


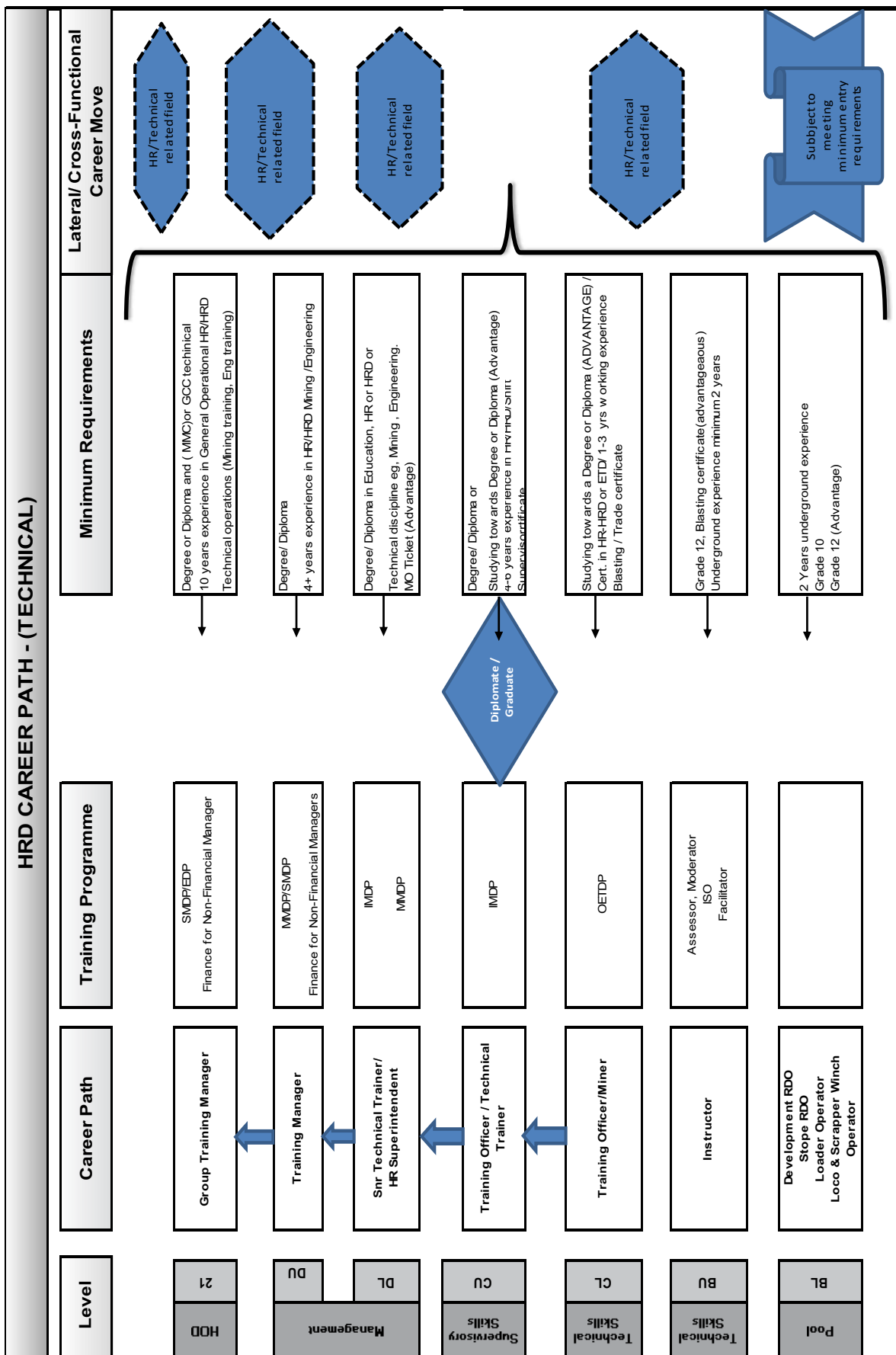


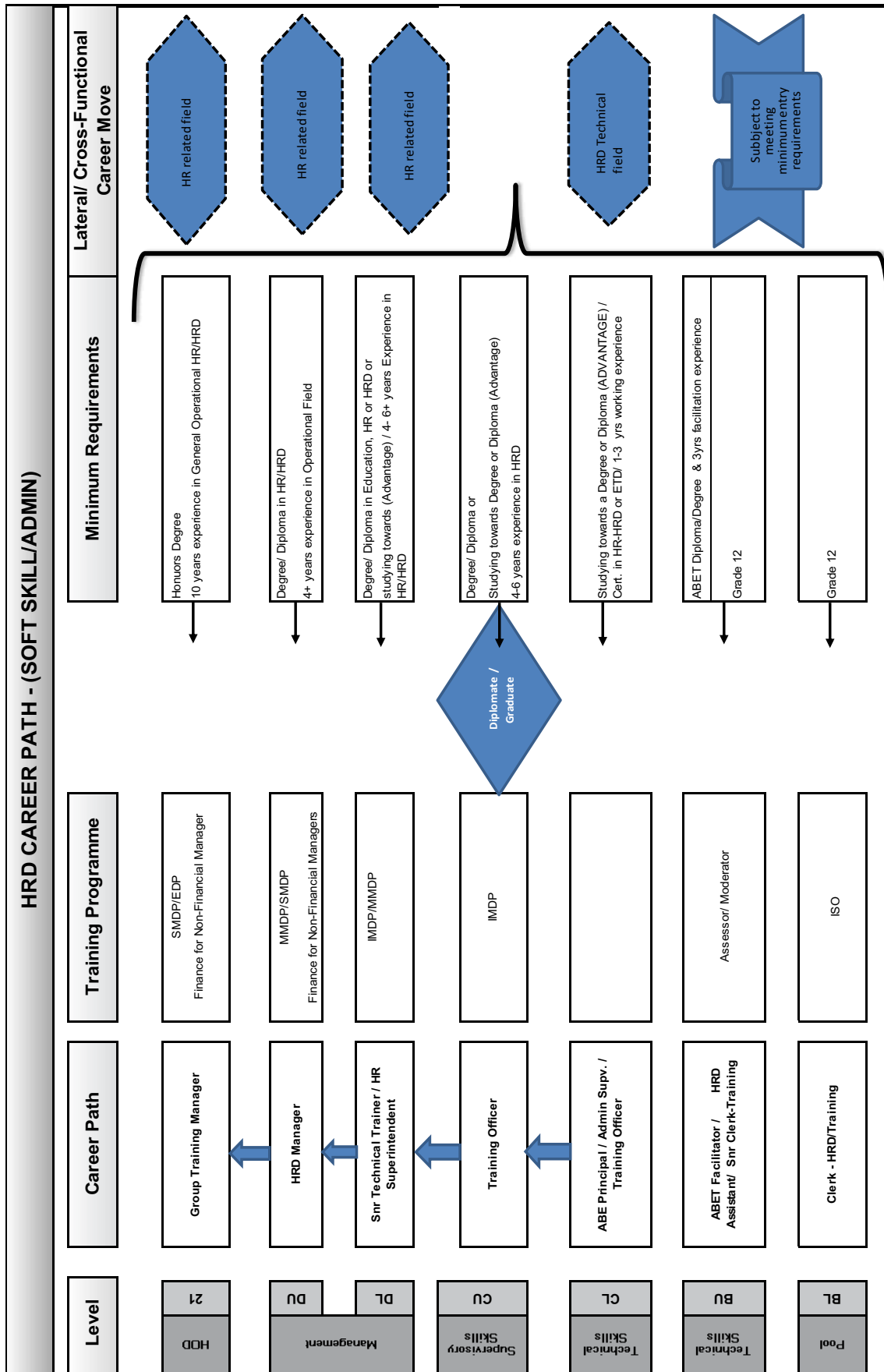


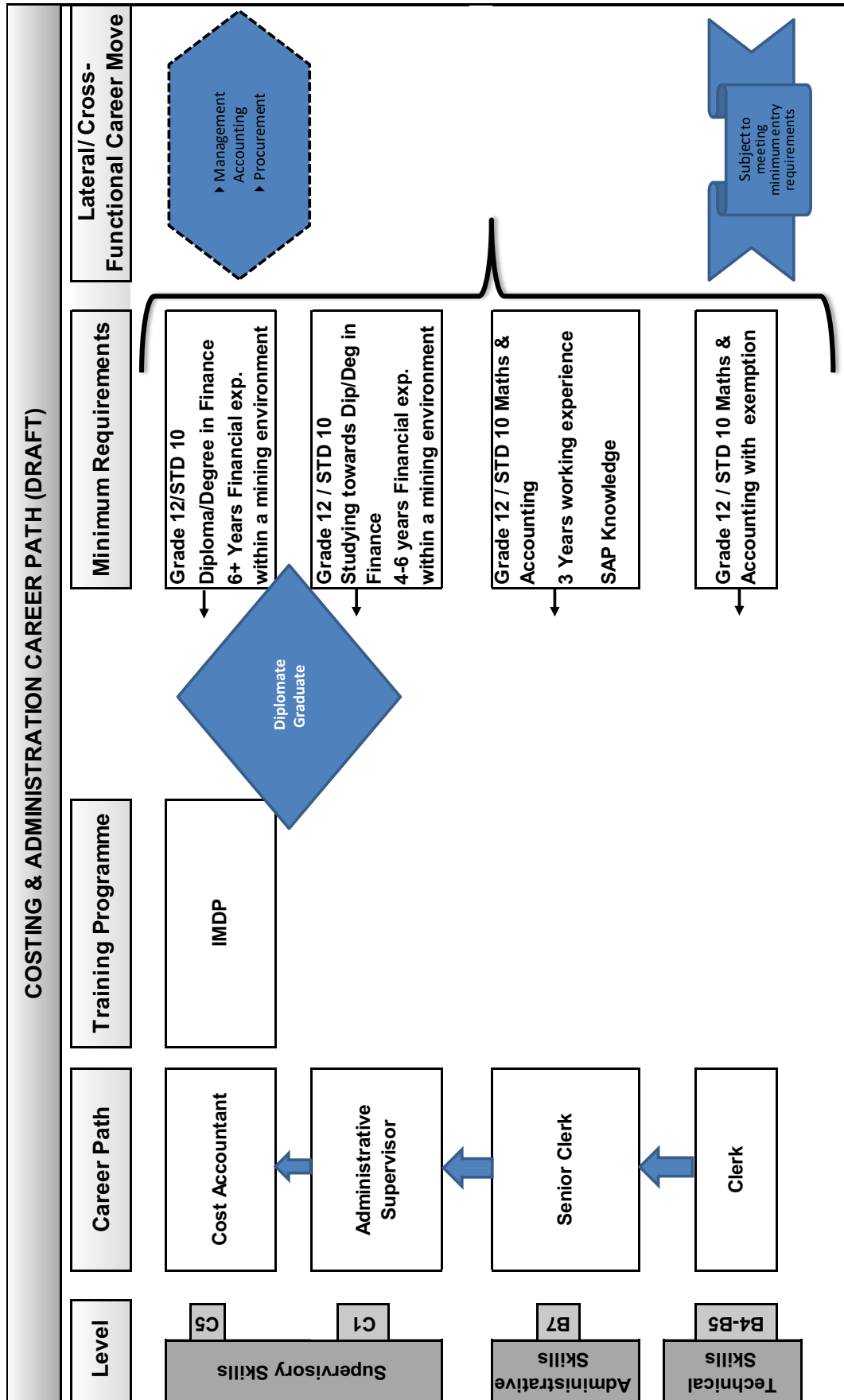


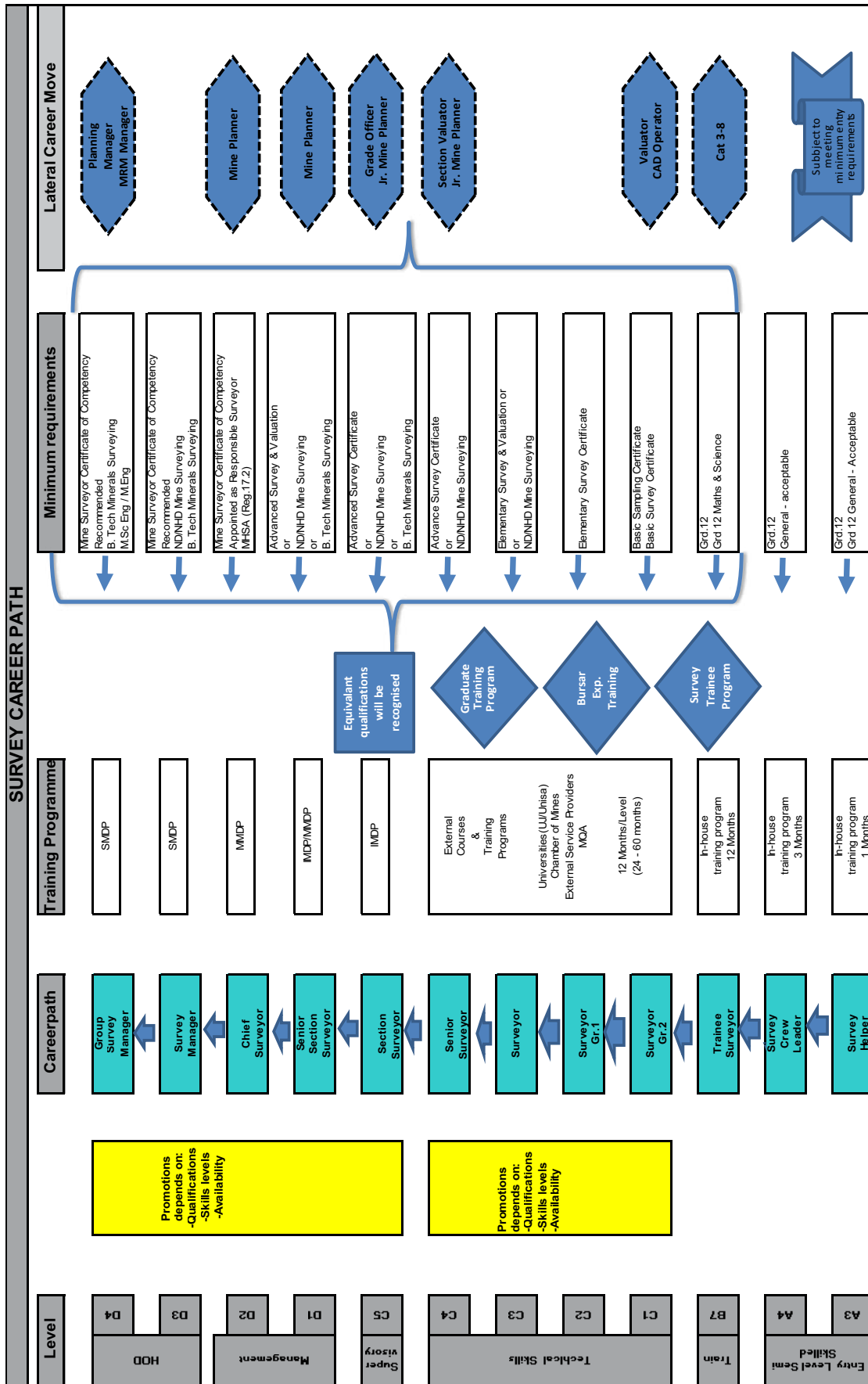


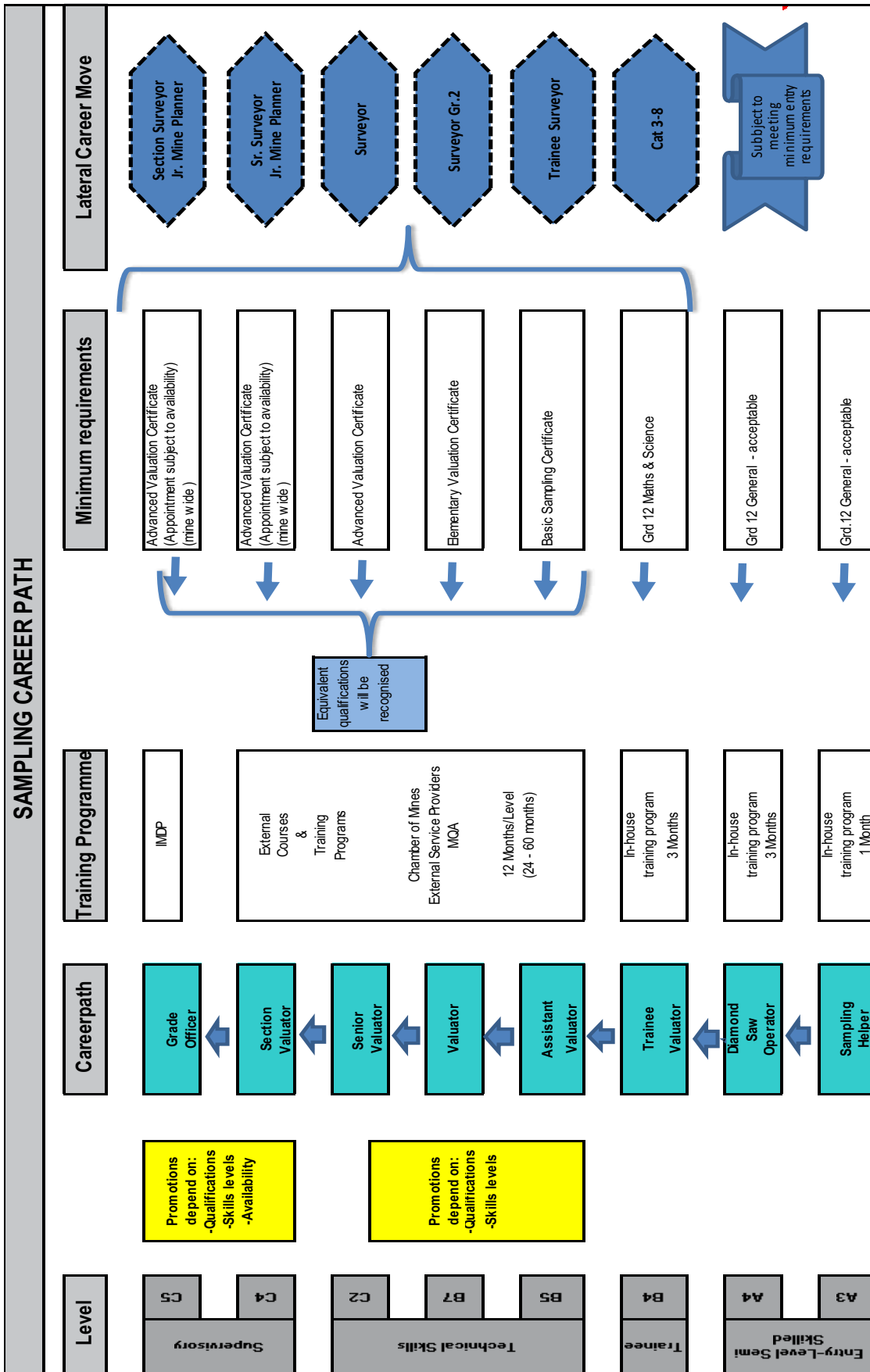


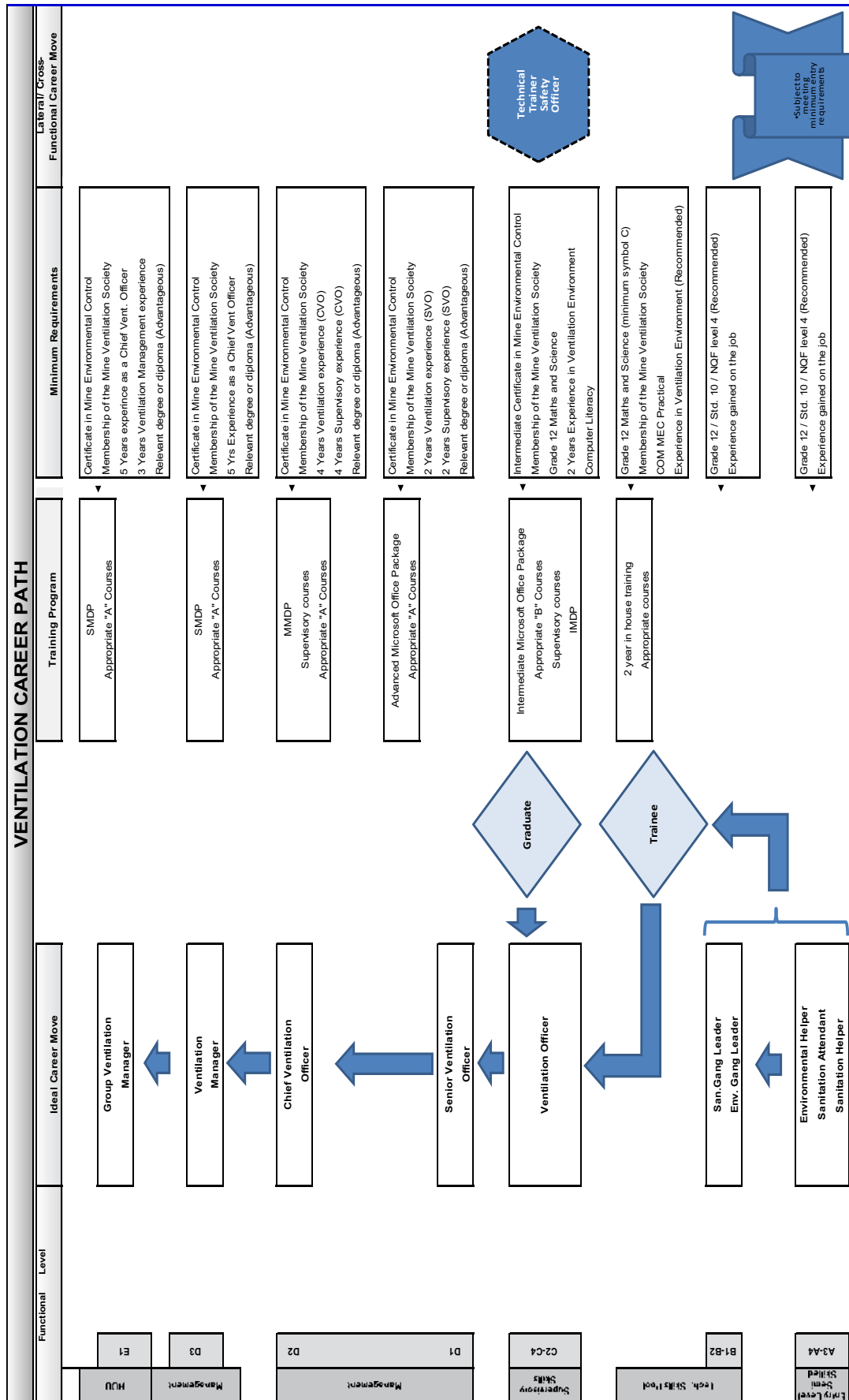


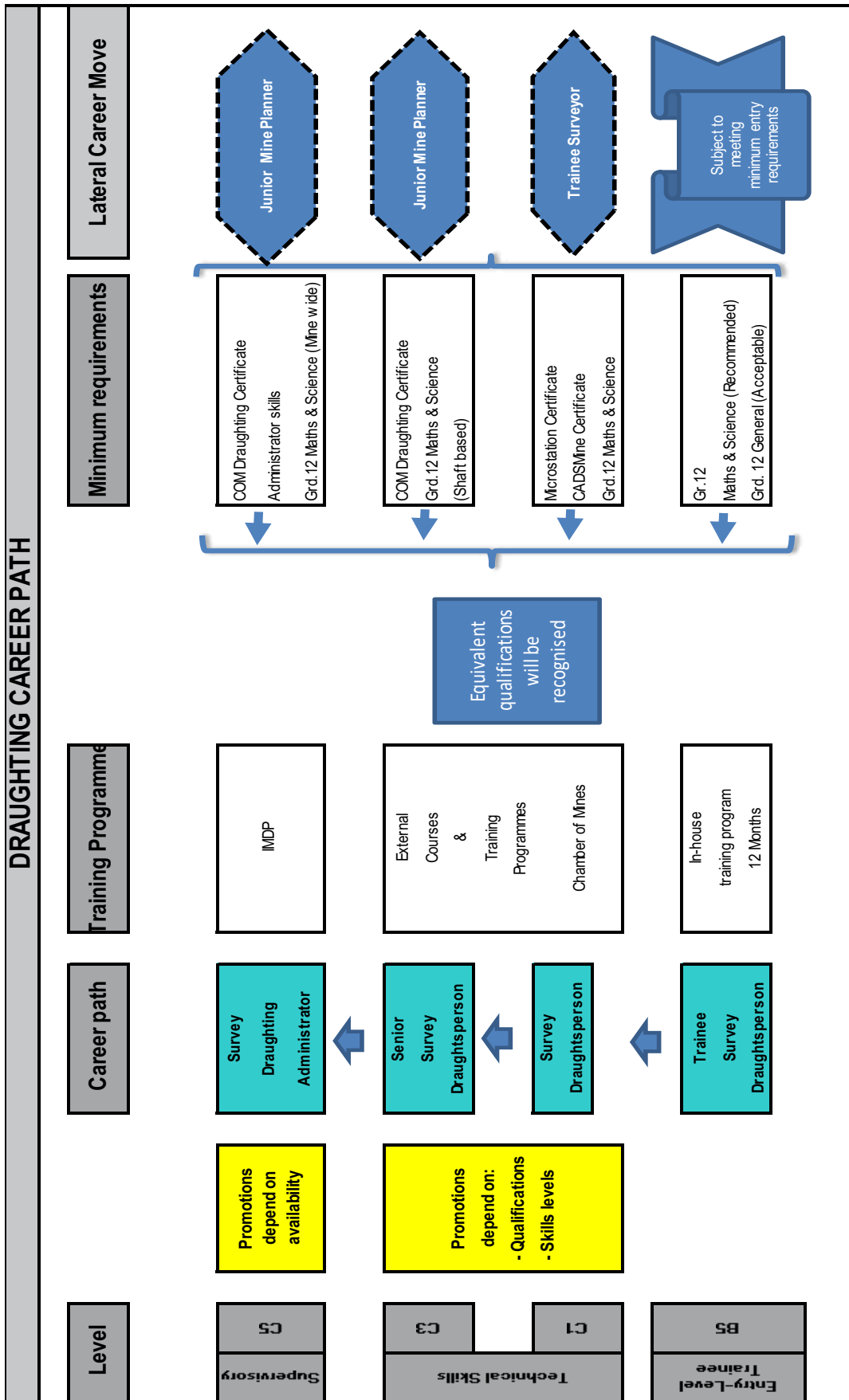


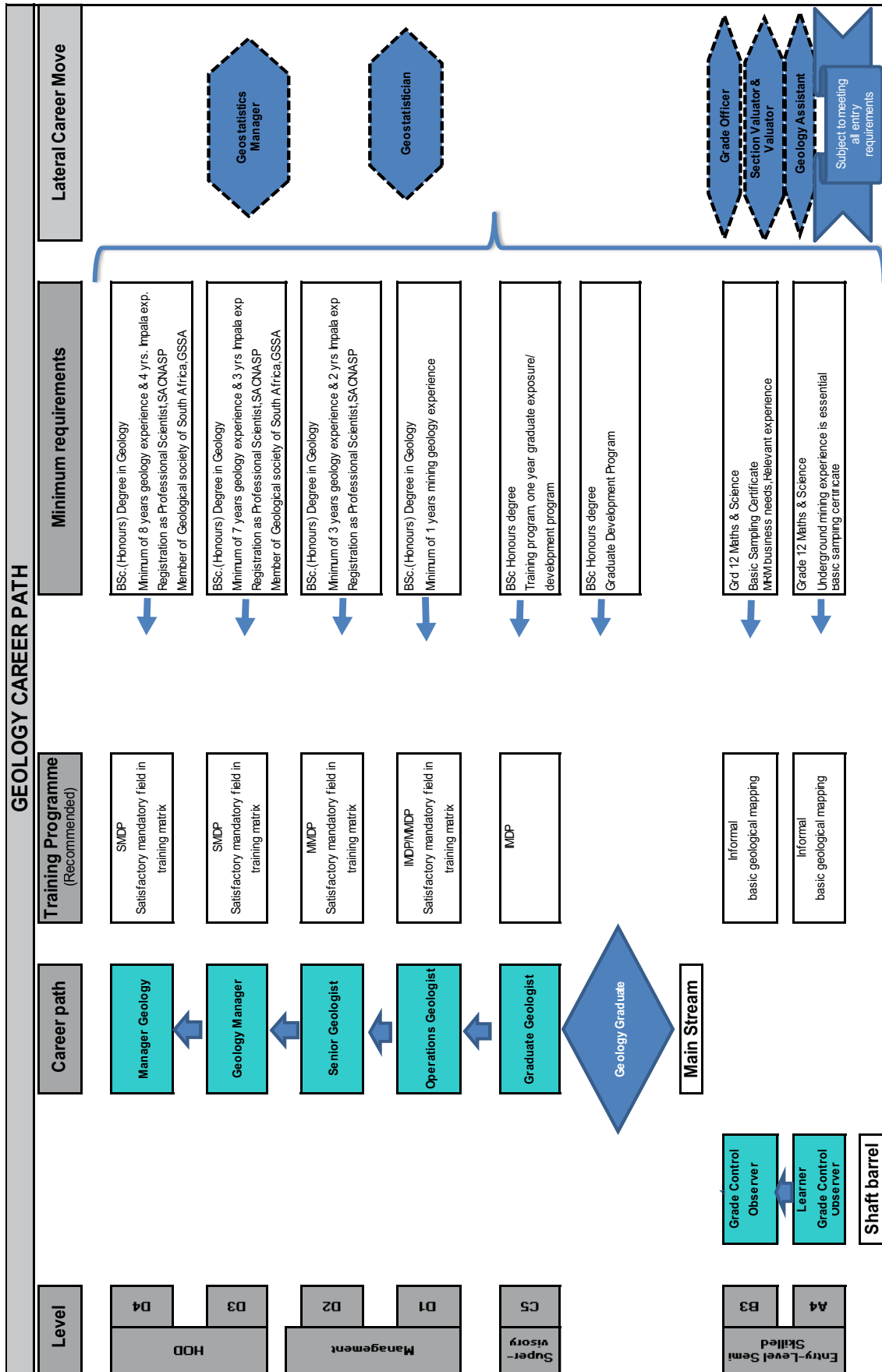


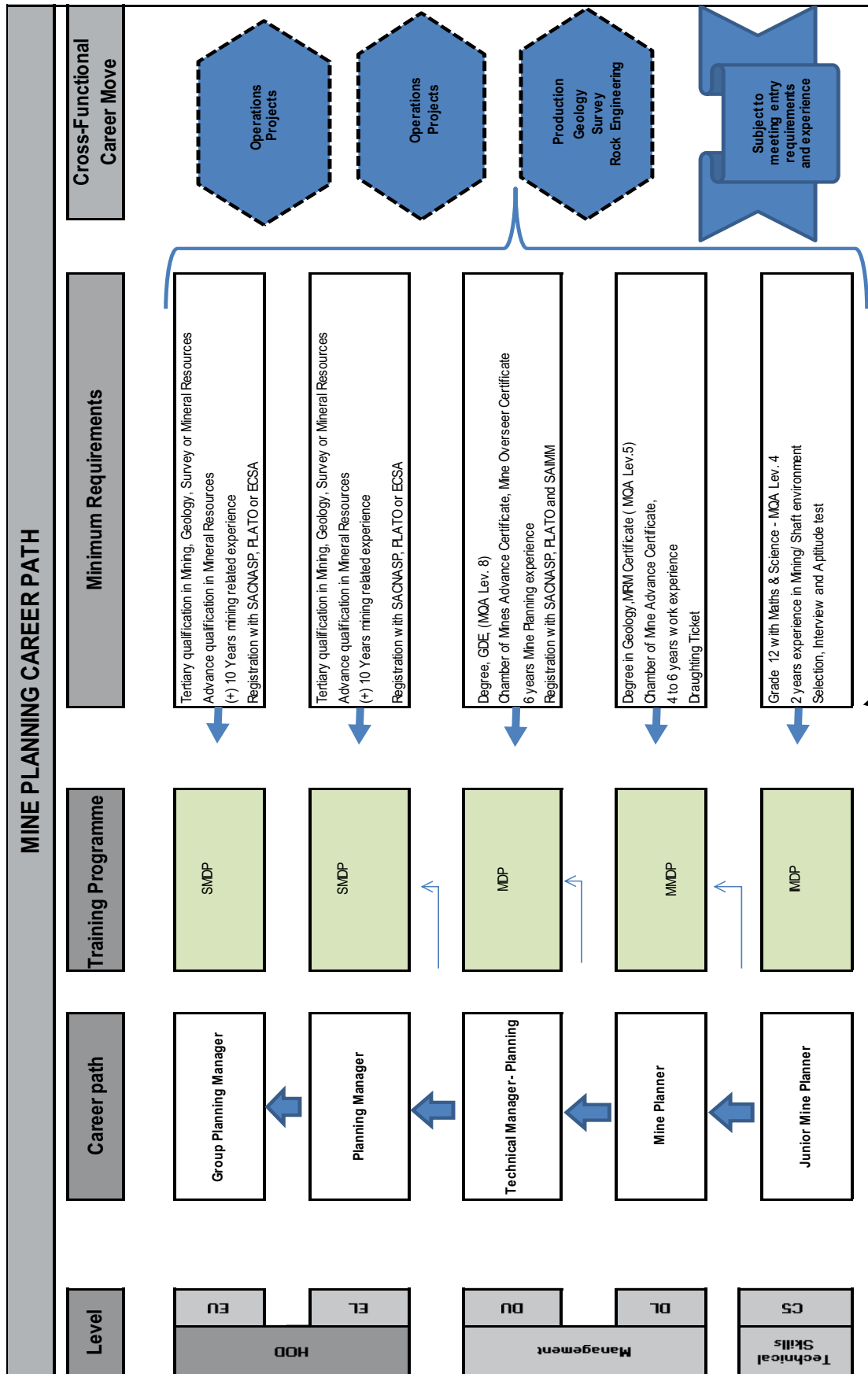


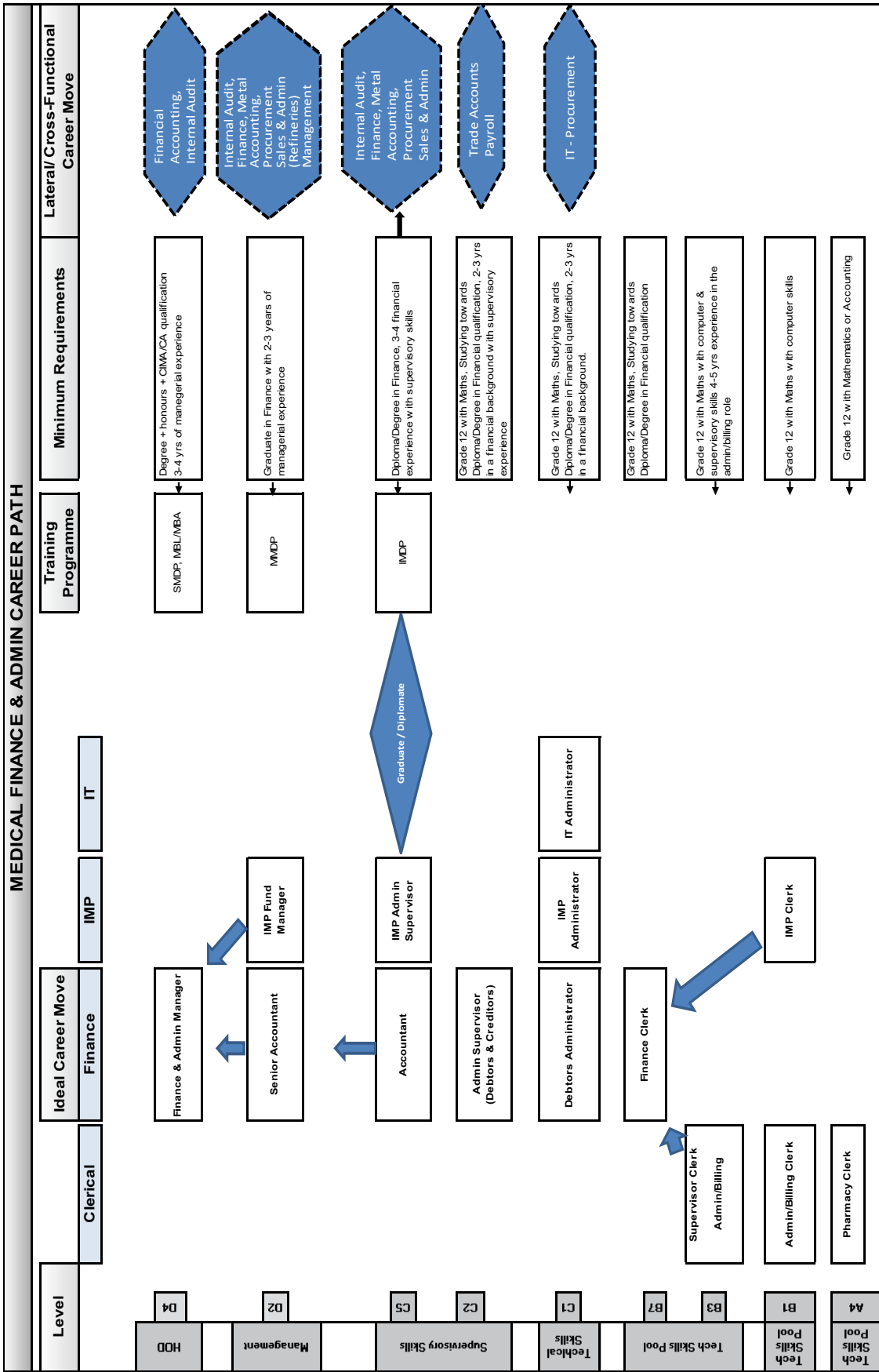












APPENDIX G

Classification of Portable Skills

- Portable Skills Outside the Mining Sector
- Portable Skills in Non-Mining Related Training Programmes at times of Retrenchment/ Downscaling



IMPALA PLATINUM LIMITED

SOCIAL AND
LABOUR PLAN





A. Portable Outside the Mining Industry

Supervisory & Business Training	
Supervisory Skills	<i>Semi skilled and discretionary decision making (Paterson B & A on special request)</i>
Financial Life Skills	<i>Unskilled and defined decision making Semi skilled and discretionary decision making (PatersoneA & B)</i>
Basic Business Skills	<i>Unskilled and defined decision making Semi skilled and discretionary decision making (PatersoneA & B)</i>
Introduction to Basic Computers	<i>Semi skilled and discretionary decision making (Paterson B & A on special request)</i>



B. Portable in Non-Mining Training Programmes at time of Retrenchment/Downscaling

Provider: Skills for Africa

Capacity Building, Productivity Business - and Personal/Life skills

Capacity Building for Entrepreneurs
Business Simulation for Entrepreneurs
Productivity Awareness Programme
Financial Management Skills
Basic Bookkeeping
How to Start Your own Business

Driver Operator Programmes

Tractor Driver
Tractor Maintenance
Tractor Operator with Implements
Gas & Arc Welding on Farms
Light Vehicle Maintenance
Truck Driver - Economic Driving Skills
Driver License - Code 8, 10 & 14

Agriculture

Fencing
Irrigation & Fertilization
Vegetable Cultivation
Pruning
Pig/Sheep/Cattle Rearing
Store Keeping

Provider: Everyone Can

Agricultural - National certificates (under NQF L1 & 2)
Crops and Gardening
Small Stock
Poultry Production
<i>Business Skills</i>
Basic Business Skills
Selling Skills
Business Management
Bookkeeping (Basic & Elementary)



Provider: Skills for All

Skills Programmes

Animal Production
Plant Production
Business & Productivity
Personal Life Skills
Household & Informal

Household & Informal

Home Care
Sewing (machine)
Preserving of Fruit & Vegetables
Catering
Garment Making
Candle Making

Mechanical

Tractor Maintenance
Truck Maintenance
Workshop Assistant
Servicing Light Vehicles
Gas Welding / Cutting
Arc Welding utility items
CO² Welding
Fencing
Handyman
Basic Woodworking Skills



IMPALA PLATINUM LIMITED
**SOCIAL AND
LABOUR PLAN**

Section 102 Application



SUBMITTED DOCUMENT
June 2016



Contents

Introduction and Preamble	185
1.5 Summary of Workforce at Impala Platinum Limited for contractors	195
Human Resource Development	197
2.1 Human Resource Development Programmes	198
2.2 Skills Development Plan	199
2.3 Career Path Plan.....	214
Local Economic Development	217
3.2.3 Planned Projects.....	218
Financial provision.....	223
5.1.1 Overview	224
5.1.2 Financial Provision for Human Resource Development Programmes.....	225
5.1.3 Financial Provision for local Economic Development.....	226
Undertaking	229
6.1 Statement of Undertaking	230
Appendix B	231
FORM Q – THE NUMBER AND EDUCATION LEVELS OF:	231
FORM Q: JIC MINING	232
FORM Q: NEWRAK MINING	233
FORM Q: PLATCHRO MINING.....	234
FORM Q: REAGETSWE MINING.....	235
FORM Q: TRIPLE M MINING.....	236
Appendix G.....	237
CLASSIFICATION OF PORTABLE SKILLS.....	237
A. Portable Skills Outside the Mining Sector.....	237

SECTION 1

Introduction and Preamble



IMPALA PLATINUM LIMITED SOCIAL AND LABOUR PLAN

Section 102 Application





SECTION 1

INTRODUCTION AND PREAMBLE

A Social and Labour Plan (SLP) is a prescribed requirement for every mining operation across South Africa to acquire and retain their mining right. The objectives of the SLP (section 41 of the Regulations) are to:

- *Promote employment and advance the social and economic welfare of all South Africans;*
- *Contribute to the transformation of the mining industry;*
- *Ensure that holders of mining rights contribute towards the socio-economic development of the areas in which they are operating.*

An SLP must consider mine employees, core contractors, surrounding communities and key labour source areas. This section 102 application aims to address the SLP requirements with regards to the core contractors of Impala Platinum (Rustenburg operation) and it therefore contains the plans, targets and timeframes committed to by these contractors.

The MRPDA states in terms of Section 101 which refers to the need for the mining right holder to ensure that the contractors employed on the mine meet the provisions of the legislation. This clause is further supported by the Act's definition of an employee, wherein anyone working at the mine must be covered by the SLP, regardless of who the employer is. The following companies were thus identified by Impala Platinum Limited as core business contractors:

**Summary of Core Business Contracting Companies active on Impala Platinum Limited
 Rustenburg Operations**

Name of Contractor	Service Provided to Impala Rustenburg Operations	Number of Employees at Rustenburg Operations	Company's BEE Classification (%)
1. JIC Mining	Stoping, Development, Construction, Sweeping, Vamping, Support and Drop raise	353	26% (BE)
2. Newrak	Stoping, Re-Development, Wire Mesh & Lace, Long Anchors, Drop Raise, Construction, Tramming.	1255	26% (BE)
3. Platchro Mining	Construction work, Development, Secondary support, Ventilation seals, Chairlift operation and Drop raise.	336	30% (BE)
4. Reagetswe Mining	Developing, Secondary Support , Construction, Stoping, Sweeping Equipping, Winch Moves & Ventilation Construction	247	100% (BO)
5. Triple 'M'	Developing, Stoping, Equipping, Winch Moves.	1520	26% (BE)



Table 1.4 (a) Occupational Distributions of Employees at Impala Platinum Limited Rustenburg JIC Contractor

OCCUPATIONAL LEVEL	Male				Female				Foreign Nationals		Total
	African	Coloured	Indian	White	African	Coloured	Indian	White	Male	Female	
Top management	0	0	0	0	0	0	0	0	0	0	0
Senior management	0	0	0	0	0	0	0	0	0	0	0
Professionally qualified and experienced specialists and mid-management	1	1	0	3	0	0	0	0	0	0	4
Skilled technical and academically qualified workers, junior management, supervisors, foremen, and superintendents	10	0	0	5	1	0	0	1	6	0	22
Semi-skilled and discretionary decision making	17	0	0	0	2	0	0	0	53	0	72
Unskilled and defined decision making	73	0	0	0	0	0	0	0	181	0	254
TOTAL PERMANENT	101	1	0	8	2	0	0	1	240	0	353

Table 1.4 (b) Occupational Distributions of Employees at Impala Platinum Limited Rustenburg Newrak Mining Contractor

OCCUPATIONAL LEVEL	Male				Female				Foreign Nationals		Total
	African	Coloured	Indian	White	African	Coloured	Indian	White	Male	Female	
Top management	1	0	0	3	0	0	0	0	0	0	4*
Senior management	0	0	0	2	0	0	0	0	0	0	2*
Professionally qualified and experienced specialists and mid-management	1	0	0	5	0	0	0	0	0	0	6
Skilled technical and academically qualified workers, junior management, supervisors, foremen, and superintendents	70	0	0	52	0	0	0	0	0	0	122
Semi-skilled and discretionary decision making	414	0	0	0	6	0	0	0	261	0	681
Unskilled and defined decision making	425	0	0	0	5	0	0	0	10	0	440
TOTAL PERMANENT	911	0	0	62	11	0	0	0	271	0	1255

*Not reporting on Impala Platinum shafts



Table 1.4 (c) Occupational Distributions of Employees at Impala Platinum Limited Rustenburg Platichro Mining Contractor

OCCUPATIONAL LEVEL	Male				Female				Foreign Nationals		Total
	African	Coloured	Indian	White	African	Coloured	Indian	White	Male	Female	
Top management	0	0	0	0	0	0	0	0	0	0	0
Senior management	0	0	0	1	0	0	0	0	0	0	1
Professionally qualified and experienced specialists and mid-management	0	0	0	4	0	0	0	0	0	0	4
Skilled technical and academically qualified workers, junior management, supervisors, foremen, and superintendents	15	0	0	9	0	0	0	0	16	0	40
Semi-skilled and discretionary decision making	71	0	0	0	16	0	0	2	76	0	165
Unskilled and defined decision making	98	2	0	0	18	0	0	0	8	0	126
TOTAL PERMANENT	184	2	0	14	34	0	0	2	100	0	336

Table 1.4 (d) Occupational Distributions of Employees at Impala Platinum Limited Rustenburg Reagentswe Mining Contractor

OCCUPATIONAL LEVEL	Male				Female				Foreign Nationals		Total
	African	Coloured	Indian	White	African	Coloured	Indian	White	Male	Female	
Top management	1	0	0	3	0	0	0	0	0	0	4
Senior management	9	0	0	0	0	0	0	0	0	0	9
Professionally qualified and experienced specialists and mid-management	27	0	0	0	0	0	0	0	0	0	27
Skilled technical and academically qualified workers, junior management, supervisors, foremen, and superintendents	1	0	0	0	1	0	0	0	0	0	2
Semi-skilled and discretionary decision making	0	0	0	0	2	0	0	0	0	0	2
Unskilled and defined decision making	193	0	0	0	10	0	0	0	0	0	203
TOTAL PERMANENT	231	0	0	3	13	0	0	0	0	0	247



**Table 1.4 (e) Occupational Distributions of Employees at Impala Platinum Limited
Rustenburg Triple M Mining Contractor**

OCCUPATIONAL LEVEL	Male				Female				Foreign Nationals		Total
	African	Coloured	Indian	White	African	Coloured	Indian	White	Male	Female	
Top management	1	0	0	1	0	0	0	0	0	0	2
Senior management	0	0	0	8	0	0	0	0	0	0	8
Professionally qualified and experienced specialists and mid-management	14	0	0	25	4	0	0	9	4	0	56
Skilled technical and academically qualified workers, junior management, supervisors, foremen, and superintendents	96	0	0	6	0	0	0	0	213	0	315
Semi-skilled and discretionary decision making	326	0	0	0	0	0	0	0	353	0	679
Unskilled and defined decision making	366	0	0	5	0	0	0	0	89	0	460
TOTAL PERMANENT	803	0	0	45	4	0	0	9	659	0	1520



Table 1.5 (a): Summary of Labour-Sending area for Impala Platinum Limited Rustenburg Operation – JIC Contractor

Labour Sending Area (Province/Country)	No. of Employees at Mine (Mine Personnel)	% of Employees per Labour Sending Area
Eastern Cape	4	
Eastern Cape Total	4	1%
Free State	13	
Free State Total	13	4%
Gauteng	9	
Gauteng Total	9	3%
Kwa Zulu Natal	7	
Kwa Zulu Natal Total	7	2%
Limpopo	5	
Limpopo Total	5	1%
Mpumalanga	16	
Mpumalanga Total	16	5%
North West	56	
North West Total	56	16%
Lesotho	49	
Lesotho Total	49	14%
Mozambique	186	
Mozambique Total	186	53%
Swaziland	8	
Swaziland Total	8	2%
TOTALS	353	100%



Table 1.5 (b): Summary of Labour-Sending area for Impala Platinum Limited Rustenburg Operation – Newrak Mining Contractor

Labour Sending Area (Province/Country)	No. of Employees at Mine (Mine Personnel)	% of Employees per Labour Sending Area
Eastern Cape	573	
Eastern Cape Total	573	46%
Free State	24	
Free State Total	24	2%
Gauteng	32	
Gauteng Total	32	3%
Kwa Zulu Natal	9	
Kwa Zulu Natal Total	9	1%
North West	327	
North West Total	327	26%
Northern Cape	1	
Northern Cape Total	1	0%
Mpumalanga	17	
Mpumalanga Total	17	1%
Limpopo	11	
Limpopo Total	11	1%
Lesotho	106	
LESOTHO Total	106	8%
Mozambique	150	
MOZAMBIQUE Total	150	12%
Swaziland	5	
SWAZILAND Total	5	0%
TOTALS	1255	100%



Table 1.5 (c): Summary of Labour-Sending area for Impala Platinum Limited Rustenburg Operation – Platchro Mining Contractor

Labour Sending Area (Province/Country)	No. of Employees at Mine (Mine Personnel)	% of Employees per Labour Sending Area
Eastern Cape	72	
Eastern Cape Total	72	21%
Free State	14	
Free State Total	14	4%
Gauteng	62	
Gauteng Total	62	18%
Kwa Zulu Natal	11	
Kwa Zulu Natal Total	11	3%
Limpopo	4	
Limpopo Total	4	1%
Mpumalanga	3	
Mpumalanga Total	3	1%
North West	111	
North West Total	111	33%
Lesotho	12	
Lesotho Total	12	4%
Mozambique	46	
Mozambique Total	46	14%
Swaziland	1	
Swaziland Total	1	0%
TOTALS	336	100%



Table 1.5 (d): Summary of Labour-Sending area for Impala Platinum Limited Rustenburg Operation – Reagents Mining Contractor

Labour Sending Area (Province/Country)	No. of Employees at Mine (Mine Personnel)	% of Employees per Labour Sending Area
Eastern Cape	27	
Eastern Cape Total	27	11%
Free State	11	
Free State Total	11	4%
Gauteng	16	
Gauteng Total	16	6%
Limpopo	47	
Limpopo Total	47	19%
North West	86	
North West Total	86	35%
Lesotho	23	
Lesotho Total	23	9%
Mozambique	37	
Mozambique Total	37	15%
TOTALS	247	100%



Table 1.5 (e): Summary of Labour-Sending area for Impala Platinum Limited Rustenburg Operation – Triple M Mining Contractor

Labour Sending Area (Province/Country)	No. of Employees at Mine (Mine Personnel)	% of Employees per Labour Sending Area
Eastern Cape	1	
Eastern Cape Total	1	0%
Free State	9	
Free State Total	9	1%
Gauteng	10	
Gauteng Total	10	1%
North West	1497	
North West Total	1497	98%
Swaziland	3	
Swaziland Total	3	0%
TOTALS	1520	100%



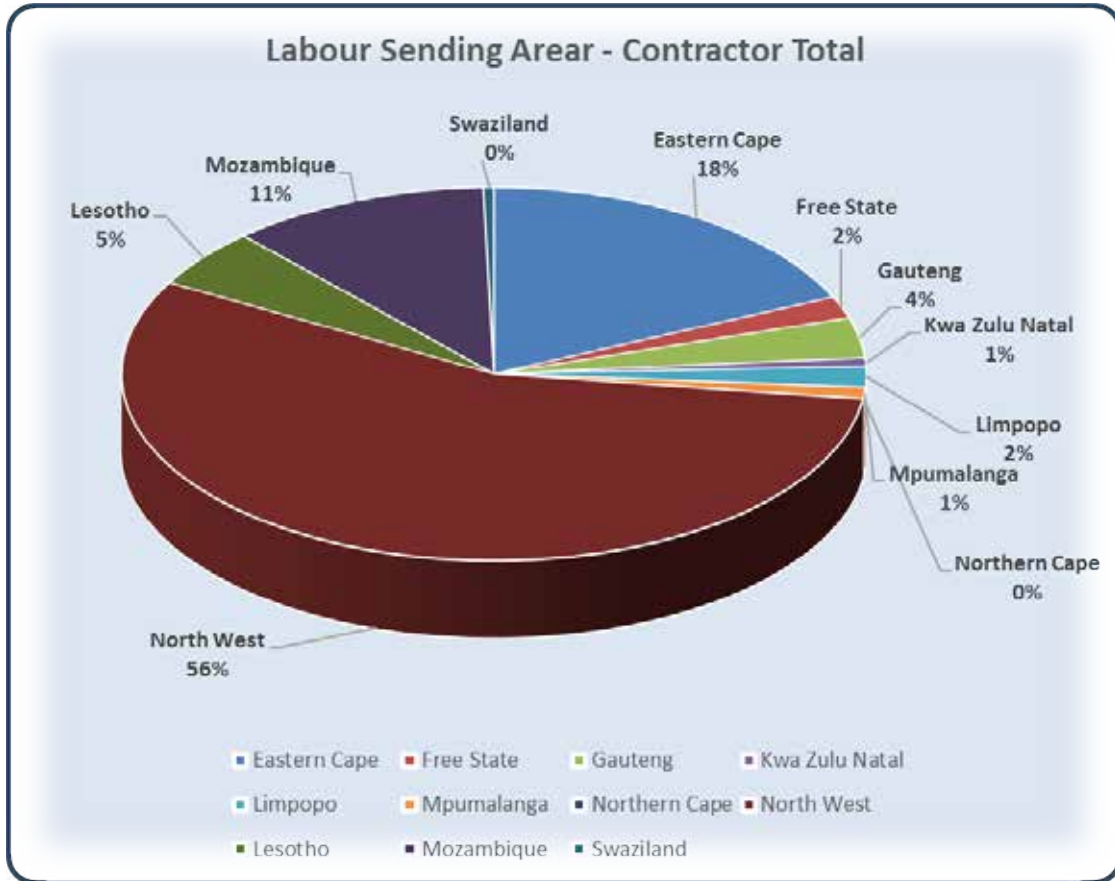
1.5 SUMMARY OF WORKFORCE AT IMPALA PLATINUM LIMITED FOR CONTRACTORS

Table 1.11 (a): Occupational Distribution of Company Workforce at Impala Platinum Limited Contractor Totals

OCCUPATIONAL LEVEL	Male				Female				Foreign Nationals		Total
	African	Coloured	Indian	White	African	Coloured	Indian	White	Male	Female	
Top management	3	0	0	7	0	0	0	0	0	0	10
Senior management	9	0	0	11	0	0	0	0	0	0	20
Professionally qualified and experienced specialists and mid-management	43	1	0	37	4	0	0	9	4	0	98
Skilled technical and academically qualified workers, junior management, supervisors, foremen, and superintendents	192	0	0	72	2	0	0	1	235	0	502
Semi-skilled and discretionary decision making	828	0	0	0	26	0	0	2	743	0	1599
Unskilled and defined decision making	1155	2	0	5	32	0	0	0	288	0	1482
TOTAL PERMANENT	2230	3	0	132	64	0	0	12	1270	0	3711



Figure 1.3(a): Key Labour Sending Areas for Company Workforce at Impala Platinum Limited Contractor Totals



SECTION 2

Human Resource Development



IMPALA PLATINUM LIMITED SOCIAL AND LABOUR PLAN

Section 102 Application





SECTION 2

HUMAN RESOURCE DEVELOPMENT

2.1 HUMAN RESOURCE DEVELOPMENT PROGRAMMES

As it has been committed on the Social and Labour Plan document submitted to the DMR on 03rd March 2015 that Impala Rustenburg Operations undertakes to adhere to Section 101 of the MPRD Act by ensuring that all its permanent employees of the mine contractor's employees will have access to Human Resource Development Programmes. The company has engaged with the main contractors at the operations; the timeframes and targets are as outlined below and progress will be reported in the Impala Platinum Limited's SLP annual Reports.



2.2 SKILLS DEVELOPMENT PLAN

Table 2.3 (a): Three (3) year targets from 2016 for ABET training Newrak Mining

Adult Basic Education and Training (ABET) Level	Baseline Literacy Level (ref: Form Q) as at Dec 2014	Course	2014	2015	2016	2017	2018	Total
			Expected No. of Enrolments	Expected No. of Enrolments	Expected No. of Enrolments	Expected No. of Enrolments	Expected No. of Enrolments	Expected No. of Enrolments
PRE-ABET	52%	PT			0	0	0	0
ABET Level 1		PT			5	5	5	15
ABET Level 2		PT			0	5	5	10
ABET Level 3		FT			0	0	0	0
		PT			0	0	5	5
Totals		FT			0	0	0	0
		PT			5	10	15	30



Table 2.3 (b): Three (3) year targets from 2016 for ABET training Platichro Mining

Adult Basic Education and Training (ABET) Level	Baseline Literacy Level (ref: Form Q)	Course	2014	2015	2016	2017	2018	Total
			Expected No. of Enrolments	Expected No. of Enrolments	Expected No. of Enrolments	Expected No. of Enrolments	Expected No. of Enrolments	Expected No. of Enrolments
PRE-ABET	70%	PT			2	3	3	8
ABET Level 1		PT			2	3	3	8
ABET Level 2		PT			2	3	3	8
ABET Level 3		PT			2	3	3	8
ABET Level 4		FT			2	3	3	8
		PT			0	0	0	0
Totals		PT			8	12	12	32
		FT			2	3	3	8



Table 2.4 (a): Three (3) year targets from 2016 for Learnerships Programmes for Newrak Mining

Learnership Programme	Duration	2014				2015				2016			
		New Enrolments	Current Participants	Total Participants	No. Qualified	New Enrolments	Current Participants	Total Participants as at 2014	No. Qualified	New Enrolments	Participants as at June 2015	Total Participants	No. Qualified
Artisan													
Engineering Electrician (18.1)	42 months									2	4	6	0
Engineering Boilemaker (18.1)	36 months								1	0	1	0	
Engineering Fitting (18.1)	36 months								1	1	2	0	
Sub Total									4	5	9	0	
Non Artisan													
Level 2 Mining Operations (Cat 3-8)	18 months									3	6	9	3
Sub Total									3	6	9	3	
Grand Total									7	11	18	3	



Table 2.4 (a) cont: Three (3) year targets from 2016 for Learnerships Programmes for Newrak Mining

Learnership Programme	Duration	2017			2018				
		New Enrolments	Participants as at June 2016	Total Participants	No. Qualified	New Enrolments	Participants as at June 2017	Total Participants	No. Qualified
Artisan									
Engineering Electrician (18.1)	42 months	1	6	7	2	1	8	9	0
Engineering Boilermaker (18.1)	36 months	1	1	2	0	0	2	2	0
Engineering Fitting (18.1)	36 months	1	2	3	1	1	2	3	
Sub Total		3	9	12	3	2	12	14	0
Non Artisan									
2017									
Learnership Programme	Duration	New Enrolments	Participants as at June 2016	Total Participants	No. Qualified	New Enrolments	Participants as at June 2017	Total Participants	No. Qualified
Level 2 Mining Operations (Cat 3-8)	18 months	3	6	9	3	5	6	11	5
Sub Total		3	6	9	3	5	6	11	5
Grand Total		6	15	21	6	7	18	25	5



Table 2.5 (a): Three (3) year targets from 2016 for Skills Development Programmes based on Projected Labour Turnover for JIC Contractor

Skills Programmes	WSP Skills Priority	Duration	2014		2015		2016		2017		2018	
			No. of Enrolments	No. Expected to Qualify	No. of Enrolments	No. Expected to Qualify	No. of Enrolments	No. Expected to Qualify	No. of Enrolments	No. Expected to Qualify	No. of Enrolments	No. Expected to Qualify
Competent A	Core Mining	± 5 days					5	5	5	5	5	5
Competent B	Core Mining	± 5 days					5	5	5	5	5	5
Blasting Assistant	Core Mining	± 5 days					5	5	5	5	5	5
OHS Rep	Safety & Health	± 10 days					5	5	5	5	5	5
Artisan Aide - Level 2	Core Engineering	12 months					0	0	0	0	0	0
TOTAL							20	20	20	20	20	20

Table 2.5 (b): Three (3) year targets from 2016 for Skills Development Programmes based on Projected Labour Turnover for Newwraak Mining Contractor

Skills Programmes	WSP Skills Priority	Duration	2014		2015		2016		2017		2018	
			No. of Enrolments	No. Expected to Qualify	No. of Enrolments	No. Expected to Qualify	No. of Enrolments	No. Expected to Qualify	No. of Enrolments	No. Expected to Qualify	No. of Enrolments	No. Expected to Qualify
Competent A	Core Mining	± 5 days					2	2	2	2	2	2
Competent B	Core Mining	± 5 days					10	10	10	10	10	10
Blasting Assistant	Core Mining	± 5 days					5	5	5	5	5	5
OHS Rep	Safety & Health	± 10 days					10	10	10	10	10	10
Artisan Aide - Level 2	Core Engineering	12 months					0	0	0	0	0	0
TOTAL							27	27	27	27	27	27



Table 2.5 (c): Three (3) year targets from 2016 for Skills Development Programmes based on Projected Labour Turnover for Platthro Mining Contractor

Skills Programmes	WSP Skills Priority	Duration	2014		2015		2016		2017		2018	
			No. of Enrolments	No. Expected to Qualify	No. of Enrolments	No. Expected to Qualify	No. of Enrolments	No. Expected to Qualify	No. of Enrolments	No. Expected to Qualify	No. of Enrolments	No. Expected to Qualify
Competent A	Core Mining	± 5 days					3	3	4	4	4	4
OHS Rep	Safety & Health	± 10 days					1	1	2	2	2	2
TOTAL							4	4	6	6	6	6

Table 2.5 (d): Three year targets from 2016 for Skills Development Programmes based on Projected Labour Turnover for Reagetsewe Mining Contractor

Skills Programmes	WSP Skills Priority	Duration	2014		2015		2016		2017		2018	
			No. of Enrolments	No. Expected to Qualify	No. of Enrolments	No. Expected to Qualify	No. of Enrolments	No. Expected to Qualify	No. of Enrolments	No. Expected to Qualify	No. of Enrolments	No. Expected to Qualify
Competent A	Core Mining	± 5 days					40	40	45	45	55	55
Competent B	Core Mining	± 5 days					15	15	20	20	25	25
Blasting Assistant	Core Mining	± 5 days					0	0	0	0	0	0
OHS Rep	Safety & Health	± 10 days					15	15	20	20	25	25
Artisan Aide - Level 2	Core Engineering	12 months					0	0	0	0	0	0
TOTAL							70	70	85	85	105	105



Table 2.5 (e): Three (3) year targets from 2016 for Skills Development Programmes based on Projected Labour Turnover for Triple M Mining Contractor

Skills Programmes	WSP Skills Priority	Duration	2014		2015		2016		2017		2018	
			No. of Enrolments	No. Expected to Qualify	No. of Enrolments	No. Expected to Qualify	No. of Enrolments	No. Expected to Qualify	No. of Enrolments	No. Expected to Qualify	No. of Enrolments	No. Expected to Qualify
Competent A	Core Mining	± 5 days					5	5	7	7	5	5
Competent B	Core Mining	± 5 days					0	0	0	0	0	0
Blasting Assistant	Core Mining	± 5 days					0	0	0	0	0	0
OHS Rep	Safety & Health	± 10 days					0	0	0	0	0	0
Artisan Aide - Level 2	Core Engineering	12 months					0	0	0	0	0	0
TOTAL							5	5	7	7	5	5



Table 2.6: Five (5) year targets for Portable Skills Training¹

Training Programmes	Occupational Levels as per Form S	Days Per Intervention	2016		2017		2018	
			No. of Enrolments	No. Expected to Qualify	No. of Enrolments	No. Expected to Qualify	No. of Enrolments	No. Expected to Qualify
Supervisory Skills	Skilled technical and academically qualified (Paterson Level C), Semi-skilled and discretionary decision making (Paterson B & A on special request)	3 Days	224	224	224	224	224	224
Financial Life Skills	Unskilled and defined decision making Semi skilled and discretionary decision making (Paterson Level A & B)	2 Days	240	240	240	240	240	240
Basic Business Skills	Unskilled and defined decision making Semi skilled and discretionary decision making (Paterson Level A & B)	3 Days	200	200	200	200	200	200
Introduction to Basic Computers	Semi-skilled and discretionary decision making (Paterson B & A on special request)	2 Days FT	160	160	160	160	160	160
Other Portable Skills (Defined as per Employee selection)	Semi-skilled & Unskilled Paterson A & B)	10-15 Days	0	0	144	144	144	144
TOTAL			824	824	988	988	968	968

Table 2.6 (a): Three (3) year targets from 2016 for In-house Core Skills Training in Portable Skills for Newrak Mining

Training Programmes	Occupational Levels as per Form S	Duration	2014		2015		2016		2017		2018	
			No. of Enrolments	No. Expected to Qualify	No. of Enrolments	No. Expected to Qualify	No. of Enrolments	No. Expected to Qualify	No. of Enrolments	No. Expected to Qualify	No. of Enrolments	No. Expected to Qualify
Supervisory & Management Training												
	Skilled technical and academically qualified (Paterson Level C), Semi-skilled and discretionary decision making (Paterson B & A on special request)	3 Days				1	1	1	1	1	1	1
Supervisory Skills	Unskilled and defined decision making Semi skilled and discretionary decision making (Paterson Level A & B)	2 Days				1	1	1	1	1	1	1
Financial Life Skills	Unskilled and defined decision making Semi skilled and discretionary decision making (Paterson Level A & B)	3 Days				2	2	2	2	2	2	2
Basic Business Skills	Semi-skilled and discretionary decision making (Paterson B & A on special request)	2 Days				1	1	1	1	1	1	1
Introduction to Basic Computers												
TOTAL						5	5	5	5	5	5	5



Table 2.6 (b): Three (3) year targets from 2016 for In-house Core Skills Training in Portable Skills for Reagentswe Mining

Training Programmes	Occupational Levels as per Form S	Duration	2014		2015		2016		2017		2018	
			No. of Enrolments	No. Expected to Qualify	No. of Enrolments	No. Expected to Qualify	No. of Enrolments	No. Expected to Qualify	No. of Enrolments	No. Expected to Qualify	No. of Enrolments	No. Expected to Qualify
Supervisory & Management Training												
Supervisory Skills	Skilled technical and academically qualified (Paterson Level C), Semi-skilled and discretionary decision making (Paterson B & A on special request)	3 Days					2	2	1	1	1	1
Financial Life Skills	Unskilled and defined decision making Semi skilled and discretionary decision making (Paterson Level A & B)	2 Days					4	4	2	2	3	3
Basic Business Skills	Unskilled and defined decision making Semi skilled and discretionary decision making (Paterson Level A & B)	3 Days					0	0	0	0	0	0
Introduction to Basic Computers	Semi-skilled and discretionary decision making (Paterson B & A on special request)	2 Days					1	1	0	0	0	0
TOTAL							7	7	3	3	4	4



Table 2.7 (a): Three (3) year targets for Training in Core Business areas for JIC Mining

Occupational Related Training	WSP Skills Priority	2014		2015		2016		2017		2018	
		No. of Participants	No. Expected to Qualify	No. of Participants	No. Expected to Qualify	No. of Participants	No. Expected to Qualify	No. of Participants	No. Expected to Qualify	No. of Participants	No. Expected to Qualify
Mining	Core Mining Training					75	75	80	80	95	95
Total						75	75	80	80	95	95
Ex Leave Induction Training	WSP Skills Priority	2014		2015		2016		2017		2018	
		No. of Participants	No. Expected to Qualify	No. of Participants	No. Expected to Qualify	No. of Participants	No. Expected to Qualify	No. of Participants	No. Expected to Qualify	No. of Participants	No. Expected to Qualify
Mining	Core Mining Training					358	358	358	358	358	358
Total						358	358	358	358	358	358



Table 2.7 (b): Three (3) year targets from 2016 for Training in Core Business areas for Newrak Mining

Occupational Related Training	WSP Skills Priority	2014		2015		2016		2017		2018	
		No. of Participants	No. Expected to Qualify	No. of Participants	No. Expected to Qualify	No. of Participants	No. Expected to Qualify	No. of Participants	No. Expected to Qualify	No. of Participants	No. Expected to Qualify
Mining	Core Mining Training					150	150	150	150	150	150
Engineering	Core Engineering					3	3	3	3	3	3
Total						153	153	153	153	153	153
Employees with Disabilities											
Ex Leave Induction Training	WSP Skills Priority	2014		2015		2016		2017		2018	
		No. of Participants	No. Expected to Qualify	No. of Participants	No. Expected to Qualify	No. of Participants	No. Expected to Qualify	No. of Participants	No. Expected to Qualify	No. of Participants	No. Expected to Qualify
Mining	Core Mining Training					1588	1588	1588	1588	1588	1588
Engineering	Core Engineering					11	11	11	11	11	11
Total						1599	1599	1599	1599	1599	1599
Employees with Disabilities											

Table 2.7 (c): Three (3) year targets from 2016 for Training in Core Business areas for Platthro Mining

Ex Leave Induction Training	WSP Skills Priority	2014		2015		2016		2017		2018	
		No. of Participants	No. Expected to Qualify	No. of Participants	No. Expected to Qualify	No. of Participants	No. Expected to Qualify	No. of Participants	No. Expected to Qualify	No. of Participants	No. Expected to Qualify
Core Mining Training						75	75	75	75	75	75
Total						75	75	75	75	75	75



Table 2.7 (d): Three (3) year targets for Training in Core Business areas for Reagentswe Mining

Occupational Training	WSP Skills Priority	2014		2015		2016		2017		2018	
		No. of Participants	No. Expected to Qualify	No. of Participants	No. Expected to Qualify	No. of Participants	No. Expected to Qualify	No. of Participants	No. Expected to Qualify	No. of Participants	No. Expected to Qualify
Mining	Core Mining Training					70	67	75	70	80	75
Total						70	67	75	70	80	75
Employees with Disabilities											
Ex Leave	WSP Skills Priority	2014		2015		2016		2017		2018	
		No. of Participants	No. Expected to Qualify	No. of Participants	No. Expected to Qualify	No. of Participants	No. Expected to Qualify	No. of Participants	No. Expected to Qualify	No. of Participants	No. Expected to Qualify
Mining	Core Mining Training					92	92	95	95	98	98
Total						92	92	95	95	98	98
Employees with Disabilities											



Table 2.7 (e): Three (3) year targets for Training in Core Business areas for Triple M Mining

Occupational Related Training	WSP Skills Priority	2014		2015		2016		2017		2018	
		No. of Participants	No. Expected to Qualify	No. of Participants	No. Expected to Qualify	No. of Participants	No. Expected to Qualify	No. of Participants	No. Expected to Qualify	No. of Participants	No. Expected to Qualify
Mining	Core Mining Training					152	152	152	152	152	152
Total						152	152	152	152	152	152
Ex Leave Induction Training	WSP Skills Priority	2014		2015		2016		2017		2018	
		No. of Participants	No. Expected to Qualify	No. of Participants	No. Expected to Qualify	No. of Participants	No. Expected to Qualify	No. of Participants	No. Expected to Qualify	No. of Participants	No. Expected to Qualify
Mining	Core Mining Training					1520	1520	1520	1520	1520	1520
Total						1520	1520	1520	1520	1520	1520



2.3 CAREER PATH PLAN

Table 2.8 (a): Three (3) year targets from 2016 for Career Progression Plans for Newwark Mining

Training Programmes within Career Progression Paths	Position starting from	Current Training Intervention	Target Position Working Towards	2014			2015			2016			2017			2018		
				Employees provided with Career Progression Plan	Employees provided with Career Progression Plan	Employees provided with Career Progression Plan	Employees provided with Career Progression Plan	Employees provided with Career Progression Plan	Employees provided with Career Progression Plan	Employees provided with Career Progression Plan	Employees provided with Career Progression Plan	Employees provided with Career Progression Plan	Employees provided with Career Progression Plan	Employees provided with Career Progression Plan	Employees provided with Career Progression Plan	Employees provided with Career Progression Plan	Employees provided with Career Progression Plan	
Eng. Learnerships	Learner	Leamership	Artisan							3	3	3	3	3	3	3	3	
Artisan Aide Level 2	Aide/helper	Artisan Aide L2 Skills Program	Serviceman							1	1	1	1	1	1	1	1	
SUB TOTAL										4	4	4	4	4	4	4	4	
Training Programmes within Career Progression Paths	Position starting from	Current Training Intervention	Target Position Working Towards	2014			2015			2016			2017			2018		
				Employees provided with Career Progression Plan	Employees provided with Career Progression Plan	Employees provided with Career Progression Plan	Employees provided with Career Progression Plan	Employees provided with Career Progression Plan	Employees provided with Career Progression Plan	Employees provided with Career Progression Plan	Employees provided with Career Progression Plan	Employees provided with Career Progression Plan	Employees provided with Career Progression Plan	Employees provided with Career Progression Plan	Employees provided with Career Progression Plan	Employees provided with Career Progression Plan	Employees provided with Career Progression Plan	
NC: Rock Breaker U/G	Mining Trainee	Level 3 Rock Breaker Qualification	Miner							3	3	3	3	3	3	3	3	
Hard Rock Lev.3	Mining Trainee	Leamer Mine Official	Shift Supervisor							1	1	1	1	1	1	1	1	
Mining Trainees	Equipment Helper	Operator training	Operator							5	5	5	5	5	5	5	5	
Operator Mining	New recruit	Equipment helper	Equipment helper							20	20	20	20	20	20	20	20	
New recruit mining training										29	29	29	29	29	29	29	29	
SUB TOTAL										33	33	33	33	33	33	33	33	
TOTAL										33	33	33	33	33	33	33	33	



Table 2.8 (b): Three (3) year targets from 2016 for Career Progression Plans for Reagentswe Mining

Training Programmes within Career Progression Paths	Position starting from	Current Training Intervention	Target Position Working Towards	Employees provided with Career Progression Plan				
				2014	2015	2016	2017	2018
Operator Mining	Equipment Helper	Operator training	Operator			40	38	45
New recruit mining training	New recruit	Equipment helper	Equipment helper			30	37	35
TOTAL						70	75	80

SECTION 3

Local Economic Development



IMPALA PLATINUM LIMITED SOCIAL AND LABOUR PLAN

Section 102 Application





SECTION 3

LOCAL ECONOMIC DEVELOPMENT

Following the DMR's permission granted on 21st March 2016, to proceed with the 2nd Generation SLP, the projects were prioritized by the community representatives at the Mine Community Leadership Engagement Forum (MCLEF) on 21st May 2015. Subsequent to this meeting, the Luka community approached Impala regarding water shortages experienced by Luka Community, in particular Ward 3. This shortage is due to ailing infrastructure. The Community therefore requested that this project be considered for inclusion in the SLP.

Impala considered this request whilst making it clear to the community that due to cash constraints, the company is not in a position to implement projects up and above the SLP. As a result, the Community decided to reprioritize the projects and through a special MCLEF sitting on the 17th March 2016, the Community Leadership agreed to reallocate funds from the Molotlegi Conversion (part of the School Infrastructure line item in the SLP) to include the upgrade of water infrastructure project in the SLP. This necessitated to move out the implementation of the school to 2018 (Minutes of the above meetings are attached for ease of reference).

The community further requested that the Luka Sport facilities be moved out to FY17/FY18 and that Makgotla offices for ward 4 be implemented in FY16/FY17. The total commitment for Infrastructure over the five year period of the SLP will therefore remain at R237 million.

This application is therefore made to seek your approval for above.

a. Infrastructure Development Projects:

Water infrastructure upgrade

This project will serve the communities of the supply area (Luka and Mogono), which will assist in achieving the prime importance of sustainable water infrastructural developments to better the lives of the community members on a social and economic level.

3.2.3 Planned Projects

The tables below outline specific project plans and information for all local economic development initiatives. The detail includes background, geographical and budget information.



Makgotta Office Upgrade													
Project Name:	Makgotta Office Upgrade												
Background:	During engagement with community leadership the upgrade/ construction of Makgotta offices were identified as an urgent community need. Luka has total of 15 Kgotlas. 3 have already been completed as part of the 1st Generation Social and Labour Plan. This project provides for the upgrade of facilities at 12 Makgotta (Ward 4). The project would uplift the level of administration and services rendered by the community leadership/ kgosana to the people. The construction will also create temporary employment opportunities and create opportunities for local construction companies.												
Geographical Location of Project:	Luka/ Mogono	Project Start Date:		FY2017		Project End Date:							
	Estimate 20	Male:		Not known	Female:		Not known	Youth:					
Total Expected No. of Jobs to be created:	Activity		KPI (Key Performance Indicator)		Timeframe FY2017				Total Budget Allocation				
	KPA (Key Performance Area)	Feasibility Report	Completion of Report	Completion of Design	Signed off design documentation	Completed facilities as per agreed scope and design	Successful handover function and acceptance by community	1st Quarter		2nd Quarter	3rd Quarter	4th Quarter	
Feasibility Study													
Detailed Design										50 000			
Sign off of Design and final scope												50 000	
Construction Phase												3 900 000	
Handover												50 000	
Total Project Budget:													
Beneficiaries: (Community Specific)	Members of the broader community in Luka/ Mogono					Project Partners/Associates:					Impala / RBA		
											50 000	3 950 000	4 000 000



School Infrastructure											
Project Name:	Following on the success of Sunrise View Schools, the department of education agreed to partner with Impala in order to plan and construct 2 schools at Platinum Village (Freedom Park ext. 4). Impala will also upgrade a high school in Luka with the remainder of the budget. In consultation with community leadership it was decided that R30 million previously earmarked for the upgrading of a school in Luka (Molotlegi Middle School into a technical school) will be allocated to the water infrastructure project in Luka. The remainder of the committed funds to cater for feasibility studies and planning.										
Background:	Freedom Park ext. 4		Project Start Date:		FY2014		Project End Date:		FY2016		
Geographical Location of Project:	300 (Estimated)		Male:		Not Known		Youth:		Not Known		
Total Expected No. of Jobs to be created:											
Output	Activity		Responsible Entity		Timeframe		Total Budget Allocation				
	KPA (Key Performance Area)	KPI (Key Performance Indicator)									
Detailed planning & Tendering	Appointment of professionals Tendering for contractors, Professional Services	Contracts	PM Team								7 000 000
Construction of primary school	Site establishment - Physical construction	Certificate of completion	PM Team & Contractor (s)								42 000 000
Construction of secondary school & school hall	Exit Strategy - Hand over of completed facilities to DOE	Certificate of completion	PM Team & Contractor (s), DOE								1 000 000
Total Project Budget:											R 50 000 000
Beneficiaries: (Community Specific)	Freedom Park / members of the broader community		Project Partners/Associates:		Department of Education, Impala Platinum (DOE contributing financially to the project and take ownership to operate and maintain school after hand over.						



Luka/ Mogono Water Infrastructure Upgrade Project											
Project Name:	During engagement with community leadership the upgrade of the Luka and Mogono water supply network was identified as an urgent community need. This project will serve the communities of the supply area (Luka and Mogono), which will assist in achieving the prime importance of sustainable water infrastructural developments to better the lives of the community members on a social and economic level. The project will be in two phases. For phase 1, the following shall take precedence: A dedicated pipeline of uPVC 355mm in diameter has to be installed from the ground level into an area identified in Mogono. A pumping station will also be installed to transfer water at a high rate from the ground level storage into the elevated steel tank to supply the earmarked area. For phase 2, the following shall take precedence: The installation of two new dedicated 315mm uPVC class 12 pipelines breaching off from the 355mm pipeline supplying the lower areas in Mogono, separated by a railway line. In consultation with community leadership it was decided that R30 million previously earmarked for the upgrading of a school in Luka will be allocated to this project.										
	Geographical Location of Project:	Luka/ Mogono	Project Start Date:	FY2016	Project End Date:		Male:	Not known	Female:	Not known	Youth:
Total Expected No. of Jobs to be created:	Estimate 30	Male:		Female:		Youth:		Male:		Female:	
Output	KPA (Key Performance Area)	Activity	KPI (Key Performance Indicator)	Responsible Entity				Total Budget Allocation			
	Feasibility Report	Construction and landscaping design	Completion of Report	Impala project team				FY2016	FY2017	FY2018	FY2019
Detailed Design	Agreement on detailed design with all stakeholders	Completion of Design	Completion of Design	Impala project team					500 000		
Sign off of Design and final scope	Physical construction and establishment of the facilities	Signed off design documentation	Signed off design documentation	Impala project team/ Stakeholder Engagement/ Community Structures and RBA							500 000
Construction Phase	Handover of completed facilities to Dikgosa	Completed facilities as per agreed scope and design	Successful handover function and acceptance by community	Impala project team					29 400 000		29 400 000
Handover				Impala project team/ Stakeholder Engagement/ Community Structures and RBA					100 000		100 000
Total Project Budget:				Project Partners/As sociates:					30 000 000		30 000 000
Beneficiaries: (Community Specific)	Members of the broader community in Luka/ Mogono										Impala / RBA

SECTION 5

Financial Provision



IMPALA PLATINUM LIMITED SOCIAL AND LABOUR PLAN

Section 102 Application





SECTION 5

FINANCIAL PROVISION

5.1.1 Overview

In terms of Section 23(1) (e) “The Minister must grant a mining right if the applicant has provided financially and otherwise for the prescribed social and labour plan.” This section intends to outline the manner in which Impala Platinum Limited aims to provide financially for each component of the Social & Labour Plan during the life of the mine. However it should be noted that these assumptions are based on current business plans at Impala Platinum Limited and the associated market and economic conditions surrounding the operations. Where changes in these assumptions are required, they will be reported on in the Annual SLP Report. Table 5.1 summarizes the financial provisions for Impala Platinum Limited’s SLP for the next five (5) years in respect of each section of the plan based on the five (5) year business plan.

Table 5.1: Summary of Financial Provisions for Key Elements of Impala Platinum Limited’s SLP for Five (5) Years

Category	2014	2015	2016	2017	2018	Total
Human Resource Development Programmes (Section 2)	R 294 000 000	R 311 640 000	R 330 338 400	R 350 158 704	R 371 168 226	R 1 657 305 330
Local Economic Development Programmes (Section 3)	R 449 052 063	R 100 900 000	R 98 300 000	R 364 681 904	R 399 495 806	R 1 412 429 773
Management of Downscaling (Section 4)	R15.5m					



5.1.2 Financial Provision for Human Resource Development Programmes

Impala Platinum Limited is currently spending approximately five percent (5%) of wage bill per annum on training and development of its current workforce.

Table 5.2: Summary of Human Resource Development Budget Breakdown

Category	2014	2015	2016	2017	2018
Human Resource Development Programmes (Section 2) *	5%	5%	5%	5%	5%
	R 294,000,000	R 311,640,000	R 330,338,400	R 350,158,704	R 371,168,226

* The rand value is dependent on future wage settlement and employee numbers

Financial provision for Human Resource Development programmes conducted on behalf of Impala Platinum Limited is estimated to be five per cent (5%) of wage bill per annum.



5.1.3 Financial Provision for local Economic Development

Table 5.3: Financial Provision for the Local Economic Development

Beneficiary Organization or Project name	FY2014	FY2015	FY2016	FY2017	FY2018	Total
Enterprise Development						
SMME Development	R 2 266 230	R 2 000 000	R 2 000 000	R 4 000 000	R 9 733 770	R 20 000 000
Total Enterprise Development	R 2 266 230	R 2 000 000	R 2 000 000	R 4 000 000	R 9 733 770	R 20 000 000
Education Initiatives						
Bursary (Bojanala, EC, Taung)	R 3 905 250	R 6 000 000	R 7 000 000	R 8 000 000	R 5 094 750	R 30 000 000
Novice & Learnerships (Bojanala, EC, Taung)	R 1 997 742	R 8 000 000	R 10 000 000	R 12 000 000	R 28 002 258	R 60 000 000
School Support & We Care Project	R 10 697 808	R 12 900 000	R 14 800 000	R 27 983 557	R 29 348 408	R 95 729 773
Total Education Initiatives	R 16 600 800	R 26 900 000	R 31 800 000	R 47 983 557	R 62 445 416	R 185 729 773
Infrastructure Projects						
Freedom Park - Clinic Construction	R 0	R 0	R 0	R 2 000 000	R 8 000 000	R 10 000 000
Freedom Park - Sports Facility Construction	R 0	R 0	R 0	R 1 000 000	R 7 000 000	R 8 000 000
Freedom Park - Community Infrastructure Upgrade	R 0	R 0	R 0	R 10 000 000	R 40 000 000	R 50 000 000
Mogono –Renovation of Community Hall	R 0	R 0	R 0	R 2 000 000	R 0	R 2 000 000
Mogono (ward 3) – Roads & Storm Water Channels	R 0	R 0	R 2 000 000	R 8 000 000	R 6 000 000	R 16 000 000
Luka/Mogono - Construction of Recreational and Sport Facilities	R 0	R 0	R 10 000 000	R 10 000 000	R 0	R 20 000 000



Beneficiary Organization or Project name	FY2014	FY2015	FY2016	FY2017	FY2018	Total
Luka Makgotla Offices Upgrade	R 0	R 0	R 4 000 000	R 0	R 0	R 4 000 000
Kanana – Construction of Multi-Purpose Centre and Library	R 0	R 0	R 6 000 000	R 9 000 000	R 0	R 15 000 000
Kanana – Roads and Storm Water Channels	R 0	R 0	R 0	R 2 000 000	R 2 000 000	R 4 000 000
Lefaragatlhe - Construction of Sport Facility	R 0	R 0	R 0	R 1 500 000	R 500 000	R 2 000 000
School Infrastructure	R 5 000 000	R 30 000 000	R 0	R 0	R 15 000 000	R 50 000 000
Boitekong Attenuation Dam Rehabilitation	R 0	R 2 000 000	R 2 000 000	R 10 000 000	R 6 700 000	R 20 700 000
Library & Community Halls Capacitating LSA	R 0	R 0	R 500 000	R 1 000 000	R 3 500 000	R 5 000 000
Luka Water Project	R 0	R 0	R 0	R 30 000 000	R 0	R 30 000 000.00
Total Infrastructure Initiatives	R 5 000 000	R 32 000 000	R 24 000 000	R 57 000 000	R 88 700 000	R 206 700 000
Total Housing	R 425 185 033	R 40 000 000	R 40 000 000	R 256 198 347	R 238 616 620	R 1 000 000 000
GRAND TOTAL	R 449 052 063	R 100 900 000	R 97 800 000	R 365 181 904	R 399 495 806	R 1 412 429 773

SECTION 6

Undertaking



IMPALA PLATINUM LIMITED SOCIAL AND LABOUR PLAN

Section 102 Application





SECTION 6

6.1 STATEMENT OF UNDERTAKING

I, _____ the undersigned and duly authorized
thereto
by _____ (Company) undertake to adhere to the
information, requirements, commitments and conditions as set out in the social and labour plan.

Signed at _____ on this _____ day of _____ 20 _____

Signature of responsible person _____

Designation _____

Contact Details _____

Approved

Signed at _____ on this _____ day of _____ 20 _____

Signature of responsible person _____

Designation _____

Signed at _____ on this _____ day of _____ 20 _____

Signature of responsible person _____

Designation _____

APPENDIX B

Form Q

The number and education levels of:

- JIC mining
- Reagentswe Mining
- Newrak mining
- Triple M Mining
- Platchro Mining



IMPALA PLATINUM LIMITED

SOCIAL AND LABOUR PLAN

Section 102 Application





FORM Q: JIC MINING

BAND	NQF LEVEL	OLD SYSTEM	Male				Female				Total		
			African	Coloured	Indian	White	African	Coloured	Indian	White	Male	Female	
General Education and Training (GET)	1	No Schooling/Unknown	2	0	0	0	0	0	0	0	0	2	0
		Grade 0/Pre	14	0	0	0	0	0	0	0	0	14	0
		Grade 1/Sub A	42	0	0	0	0	0	0	0	0	42	0
		Grade 2/Sub B	5	0	0	0	0	0	0	0	0	5	0
		Grade 3/Std 1/ABET 1	20	0	0	0	0	0	0	0	0	20	0
		Grade 4/Std 2	29	0	0	0	0	0	0	0	0	29	0
		Grade 5/std3/ABET 2	50	0	0	0	0	0	0	0	0	50	0
		Grade 6/Std 4	43	0	0	0	0	0	0	0	0	43	0
		Grade7/Std 5 ABET 3	28	0	0	0	0	0	0	0	0	28	0
		Grade 8/Std 6	53	0	0	0	0	0	0	0	0	53	0
Further Education and Training (FET)	2	Grade 9/Std 7/ABET 4/NQF Lev.1	28	0	0	0	0	0	0	0	0	28	0
		Grade 10/Std 8/N1	23	0	0	3	0	0	0	0	0	26	0
		Grade 11/Std 9/N2	0	0	0	2	0	0	0	0	0	2	0
		Grade 12/Std 10/N3	3	0	0	3	2	0	0	1	0	6	3
		Higher Certificates / Adv NCV	0	0	0	0	0	0	0	0	0	0	0
		Diplomas / Adv Certificates	0	0	0	0	0	0	0	0	0	0	0
		Bachelors Degrees / Adv Diplomas	1	1	0	0	0	0	0	0	0	2	0
		Higher / Hons / Degrees / Prof Qual	0	0	0	0	0	0	0	0	0	0	0
		Masters Degree	0	0	0	0	0	0	0	0	0	0	0
		Doctorates	0	0	0	0	0	0	0	0	0	0	0
TOTAL			341	1	0	8	2	0	1	0	350	3	



FORM Q: NEWRAK MINING

BAND	NQF LEVEL	OLD SYSTEM	Male			Female			Total			
			African	Coloured	Indian	White	African	Coloured	Indian	White	Male	Female
General Education and Training (GET)	1	No Schooling/Unknown	281	0	0	0	0	0	0	0	281	0
		Grade 0/Pre	0	0	0	0	0	0	0	0	0	0
		Grade 1/Sub A	0	0	0	0	0	0	0	0	0	0
		Grade 2/Sub B	0	0	0	0	0	0	0	0	0	0
		Grade 3/Std 1/ABET 1	32	0	0	0	0	0	0	0	32	0
		Grade 4/Std 2	47	0	0	0	0	0	0	0	47	0
		Grade 5/std3/ABET 2	72	0	0	0	0	0	0	0	72	0
		Grade 6/Std 4	81	0	0	0	0	0	0	0	81	0
		Grade7/Std 5 ABET 3	130	0	0	0	0	1	0	0	130	1
		Grade 8/Std 6	88	0	0	0	3	0	0	0	91	0
Further Education and Training (FET)	2 3 4	Grade 9/Std 7/ABET 4/NQF Lev.1	97	0	0	0	1	0	0	0	97	1
		Grade 10/Std 8/N1	87	0	0	6	0	0	0	0	93	0
		Grade 11/Std 9/N2	119	0	0	4	2	0	0	0	123	2
		Grade 12/Std 10/N3	147	0	0	41	7	0	0	0	188	7
Higher Education and Training (HET)	5 6 7 8 9 10	Higher Certificates / Adv NCV	1	0	0	5	0	0	0	0	6	0
		Diplomas / Adv Certificates	1	0	0	1	0	0	0	0	2	0
		Bachelors Degrees / Adv Diplomas	0	0	0	0	0	0	0	0	0	0
		Higher / Hons / Degrees / Prof Qual	0	0	0	0	0	0	0	0	0	0
		Masters Degree	0	0	0	1	0	0	0	0	1	0
		Doctorates	0	0	0	0	0	0	0	0	0	0
TOTAL			1183	0	0	61	11	0	0	1244	11	



FORM Q: PLATCHRO MINING

BAND	NQF LEVEL	OLD SYSTEM	Male				Female				Total	
			African	Coloured	Indian	White	African	Coloured	Indian	White	Male	Female
General Education and Training (GET)	1	No Schooling/Unknown	43	0	0	0	2	0	0	0	43	2
		Grade 0/Pre	0	0	0	0	0	0	0	0	0	0
		Grade 1/Sub A	0	0	0	0	0	0	0	0	0	0
		Grade 2/Sub B	0	0	0	0	0	0	0	0	0	0
		Grade 3/Std. 1/ABET 1	7	0	0	0	0	0	0	0	7	0
		Grade 4/Std. 2	12	0	0	0	0	0	0	0	12	0
		Grade 5/Std3/ABET 2	14	0	0	0	0	0	0	0	14	0
		Grade 6/Std. 4	22	0	0	0	0	0	0	0	22	0
		Grade7/Std. 5 ABET 3	17	0	0	0	0	0	0	0	17	0
		Grade 8/Std. 6	25	0	0	0	0	1	0	0	25	1
Further Education and Training (FET)	2	Grade 9/Std. 7/ABET 4/NQF Lev.1	33	0	0	0	0	0	0	33	0	
		Grade 10/Std. 8/N1	25	0	0	4	1	0	0	29	1	
		Grade 11/Std. 9/N2	38	0	0	1	7	0	0	39	7	
		Grade 12/Std. 10/N3	45	0	0	3	20	0	2	48	22	
Higher Education and Training (HET)	3	Higher Certificates / Adv NCV	0	0	0	0	0	0	0	0	0	
		Diplomas / Adv Certificates	10	0	0	4	0	0	0	14	0	
		Bachelors Degrees / Adv Diplomas	0	0	0	0	0	0	0	0	0	
		Higher / Hons / Degrees / Prof Qual	0	0	0	0	0	0	0	0	0	
		Masters Degree	0	0	0	0	0	0	0	0	0	
		Doctorates	0	0	0	0	0	0	0	0	0	
TOTAL			291	0	0	12	31	0	2	303	33	



FORM Q: REAGETSWE MINING

BAND	NQF LEVEL	OLD SYSTEM	Male			Female			Total			
			African	Coloured	Indian	White	African	Coloured	Indian	White	Male	Female
General Education and Training (GET)	1	No Schooling/Unknown	0	0	0	0	0	0	0	0	0	0
		Grade 0/Pre	0	0	0	0	0	0	0	0	0	0
		Grade 1/Sub A	0	0	0	0	0	0	0	0	0	0
		Grade 2/Sub B	0	0	0	0	0	0	0	0	0	0
		Grade 3/Std 1/ABET 1	0	0	0	0	0	0	0	0	0	0
		Grade 4/Std 2	0	0	0	0	0	0	0	0	0	0
		Grade 5/std3/ABET 2	0	0	0	0	0	0	0	0	0	0
		Grade 6/Std 4	12	0	0	0	0	0	0	0	12	0
		Grade7/Std 5 ABET 3	50	0	0	0	0	0	0	0	50	0
		Grade 8/Std 6	5	0	0	0	0	0	0	0	5	0
Further Education and Training (FET)	2	Grade 9/Std 7/ABET 4/NQF Lev.1	50	0	0	0	0	0	0	50	0	
		Grade 10/Std 8/N1	17	0	0	0	3	0	0	20	3	
		Grade 11/Std 9/N2	47	0	0	0	4	0	0	51	4	
		Grade 12/Std 10/N3	29	0	0	3	6	0	0	32	6	
Higher Education and Training (HET)	3	Higher Certificates / Adv NCV	1	0	0	0	0	0	0	1	0	
		Diplomas / Adv Certificates	7	0	0	0	0	0	0	7	0	
		Bachelors Degrees / Adv Diplomas	5	0	0	0	0	0	0	5	0	
		Higher / Hons / Degrees / Prof Qual	1	0	0	0	0	0	0	1	0	
		Masters Degree	0	0	0	0	0	0	0	0	0	
		Doctorates	0	0	0	0	0	0	0	0	0	
TOTAL			224	0	3	13	0	0	234	13		



FORM Q: TRIPLE M MINING

BAND	NQF LEVEL	OLD SYSTEM	Male				Female				Total			
			African	Coloured	Indian	White	African	Coloured	Indian	White	Male	Female		
General Education and Training (GET)	1	No Schooling/Unknown	336	0	0	0	0	0	0	0	0	0	336	0
		Grade 0/Pre	1	0	0	0	0	0	0	0	0	0	1	0
		Grade 1/Sub A	4	0	0	0	0	0	0	0	0	0	4	0
		Grade 2/Sub B	8	0	0	0	0	0	0	0	0	0	8	0
		Grade 3/Std. 1/ABET 1	38	0	0	0	0	0	0	0	0	0	38	0
		Grade 4/Std. 2	60	0	0	0	0	0	0	0	0	0	60	0
		Grade 5/Std. 3/ABET 2	119	0	0	0	0	0	0	0	0	0	119	0
		Grade 6/Std. 4	167	0	0	1	0	0	0	0	0	0	168	0
		Grade 7/Std. 5 ABET 3	149	0	0	0	1	0	0	0	0	0	149	1
		Grade 8/Std. 6	124	0	0	0	1	0	0	0	0	0	125	0
Further Education and Training (FET)	2	Grade 9/Std. 7/ABET 4/NQF Lev.1	133	0	0	0	0	0	0	0	0	0	133	0
		Grade 10/Std. 8/N1	63	0	0	6	0	0	0	0	0	69	0	
		Grade 11/Std. 9/N2	122	0	0	6	0	0	0	0	0	128	0	
		Grade 12/Std. 10/N3	118	0	0	23	1	0	0	9	141	10	141	10
		Higher Certificates / Adv NCV	0	0	0	0	0	0	0	0	0	0	0	0
		Diplomas / Adv Certificates	0	0	0	28	0	0	0	1	28	1	28	1
		Bachelors Degrees / Adv Diplomas	0	0	0	0	0	0	0	0	0	0	0	0
		Higher / Hons / Degrees / Prof Qual	0	0	0	0	0	0	0	0	0	0	0	0
		Masters Degree	1	0	0	0	0	0	0	0	1	0	1	0
		Doctorates	0	0	0	0	0	0	0	0	0	0	0	0
TOTAL			1443	0	0	65	2	0	10	1508	12	1508	12	

APPENDIX G

Classification of portable skills

- A. Portable skills outside the mining sector
- B. Portable skills in non-mining related training programmes at times of retrenchment/ downscaling



IMPALA PLATINUM LIMITED SOCIAL AND LABOUR PLAN

Section 102 Application





A. PORTABLE SKILLS TRAINING PROGRAMMES TO EMPLOYEES

Training Programmes	Occupational Levels as per Form S
Supervisory Skills	Skilled technical and academically qualified (Paterson Level C), Semi-skilled and discretionary decision making (Paterson B & A on special request)
Financial Life Skills	Unskilled and defined decision making Semi skilled and discretionary decision making (Paterson Level A & B)
Basic Business Skills	Unskilled and defined decision making Semi skilled and discretionary decision making (Paterson Level A & B)
Introduction to Basic Computers	Semi-skilled and discretionary decision making (Paterson B & A on special request)
Other Portable Skills (Defined as per Employee selection)	
Basic Electrical	Semi-skilled & Unskilled (Paterson A & B)
Basic Cutting & Welding	Semi-skilled & Unskilled (Paterson A & B)
Construction: Bricklaying & Plastering	Semi-skilled & Unskilled (Paterson A & B)
Construction: Plumbing	Semi-skilled & Unskilled (Paterson A & B)
Agriculture: Poultry	Semi-skilled & Unskilled (Paterson A & B)
Basic/Intermediate Computer Training	Semi-skilled & Unskilled (Paterson A & B)
Business/Entrepreneurial Skills	Semi-skilled & Unskilled (Paterson A & B)



B. PORTABLE SKILLS TRAINING PROGRAMMES TO EMPLOYEES AT TIMES OF RETRENCHMENT/DOWNSCALING

Training Programmes
Basic/Intermediate Computer Training
Business/Entrepreneurial Skills
Basic Electrical
Basic Cutting & Welding
Construction: Bricklaying & Plastering/Tiling/Painting
Construction: Plumbing
Agriculture: Poultry
Agriculture: Vegetable Cultivation
Agriculture: Cattle/Sheep/Goats
Construction: Earthmoving Machinery: Front End Loader (Code 10 pre-requisite)
Construction: Earthmoving Machinery: Articulated Dump Truck (Code 10 pre-requisite)
Construction: Earthmoving Machinery: Tractor Loader Backhoe (Code 10 pre-requisite)



IMPALA PLATINUM LIMITED
**SOCIAL AND
LABOUR PLAN**

Section 102 Application



28 September 2018



CONTENTS

.....

HUMAN RESOURCES DEVELOPMENT243

2.1 HUMAN RESOURCE DEVELOPMENT PROGRAMMES244

2.2 SKILLS DEVELOPMENT PLAN224

2.4 MENTORSHIP PLAN249

2.5 BURSARY, GRADUATE/DIPLOMAT & INTERNSHIP PROGRAMME PLAN251

SOCIO-ECONOMIC DEVELOPMENT PROGRAMMES.....253

FINANCIAL PROVISION.....267

5.1 FINANCIAL PROVISION268

 5.1.3 FINANCIAL PROVISION FOR LOCAL ECONOMIC DEVELOPMENT269

UNDERTAKING271

6.1 STATEMENT OF UNDERTAKING.....272


SECTION 2

Human Resources Development



IMPALA PLATINUM LIMITED SOCIAL AND LABOUR PLAN

Section 102 Application





SECTION 2

2.1 HUMAN RESOURCE DEVELOPMENT PROGRAMMES

2.2 SKILLS DEVELOPMENT PLAN



Table 2.3: Revised 2018 targets for ABET training

Impala Platinum Limited		2018		Revised - 2018	
Adult Basic Education and Training (ABET) Level	Programme	Expected No. of Enrolments	% Literacy Level	Expected No. of Enrolments	% Literacy Level
PRE-ABET	PT	70	85%	39	84%
ABET Level 1	FT	110		14	
	PT			96	
ABET Level 2	FT	120		26	
	PT			76	
ABET Level 3	FT	60		28	
	PT	90		45	
ABET Level 4	FT	60		45	
	PT	35		0	
FLC	FT	45		6	
	PT	0		0	
Totals	FT	165		119	
	PT	425	256		
		590		375	



Table 2.4a: Revised 2018 target for Learnerships Programmes

Impala Platinum Limited	Targets 2018				Revised Target 2018			
	TARGET New Enrolments	Current Participants	Total Enrolments	TARGET No. Qualified	TARGET New Enrolments	Current Participants	Total Enrolments	TARGET No. Qualified
Artisan								
Engineering Electrician (18.1)	12	20	32	10	0	0	0	0
Engineering Electrician (18.2)	5	4	9	5	0	0	0	0
Engineering Boilermaker (18.1)	7	8	15	8	0	0	0	0
Engineering Boilermaker (18.2)	6	1	7	5	0	0	0	0
Engineering Diesel Mechanic (18.1)	6	11	17	8	0	0	0	0
Engineering Diesel Mechanic (18.2)	6	4	10	6	0	0	0	0
Engineering Instrument Mechanic (18.1)	1	7	8	2	0	0	0	0
Engineering Instrument Mechanic (18.2)	1	3	4	1	0	0	0	0
Engineering Fitting (18.1)	13	22	35	10	0	0	0	0
Engineering Fitting (18.2)	5	6	11	5	0	0	0	0
Engineering Rigging (18.1)	2	11	13	2	0	0	0	0
Engineering Rigging (18.2)	2	2	4	1	0	0	0	0
Sub Total	66	99	165	63	0	0	0	0



Table 2.4a: Revised 2018 target for Learnerships Programmes

Impala Platinum Limited	Targets 2018				Revised Targets 2018			
	TARGET New Enrolments	Current Participants	Total Enrolments	TARGET No. Qualified	TARGET New Enrolments	Current Participants	Total Enrolments	TARGET No. Qualified
Non Artisan								
Level 2 Mining Operations (Cat4-8)	18	18	36	18	0	0	0	0
Level 2 Mining Operations (Community)	5	5	10	5	0	0	0	0
Level 2 Mining Operations (Experiential)	15	15	30	15	0	0	0	0
Level 2 Mining Operations (LMO)	15	15	30	15	0	0	0	0
Level 3 Rock Breaker Qualification (Cat4-8)	15	15	30	15	0	0	0	0
Level 3 Rock Breaker Qualification (LMO)	15	15	30	15	0	0	0	0
DMR Blasting Certificate	0	0	0	0	63	46	76	30
Sub Total	83	83	166	83	63	46	76	30
TOTAL	149	182	331	146	63	46	76	30



Table 2.6: Revised 2018 targets for In-house Core Skills Training in Portable Skills

Impala Platinum Limited			Targets 2018		Revised Targets 2018
Training Programmes	Duration	Target No. of Enrolments	No. Expected to Qualify	Target No. of Enrolments	
Supervisory & Business Training					
Supervisory skills	3 Days	224	224	224	224
Financial Life Skills	2 Days	240	240	240	240
Basic Business Skills	3 Days	200	200	200	200
Introduction to Basic Computers	2 Days Full time	160	160	160	80
Other Portable Skills (Defined as per Employee selection)	10– 15 Days	144	144	144	144
Total		968	824	824	888



2.4 MENTORSHIP PLAN



Table 2.11: Revised 2018 targets for Mentoring

Impala Platinum Limited		Targets 2018	
Mentoring Programme	Duration	TARGET New Mentees	TARGET Mentees Completed
Mining Engineer in training (Graduate)	3 Years Min.	5	5
Mining Engineer in Training (Diplomat)	3 Years Min.	0	0
Mining Trainees	3 Years Min.	5	10
Ex-Miners	1 Year	15	15
Trainee Engineers (Junior Engineer)	3 years	10	3
Engineering Learnerships	36-42 Months	61	67
Bursars (incl. CSI) **	3-4 Years	79	0
Experiential learning / Internship	1 year	26	16
TOTAL		201	116

Revised Target 2018	
TARGET New Mentees	TARGET Mentees Completed
3	5
0	0
0	1
11	3
0	3
30	39
22	14
14	16
80	81



2.5 BURSARY, GRADUATE/DIPLOMAT & INTERNSHIP PROGRAMME PLAN



Table 2.14 (a): Revised 2018 targets for Bursary, Graduate/Diplomat & Internship Programmes

Impala Platinum Limited		Targets 2018		Revised Target 2018	
Programme	Field of study	Target New Intake	Target (No Offered)	Target New Intake	Target (No Offered)
University Bursaries (External)	Mining, Electrical, Mechanical, Chemical Engineering, Chemistry, Geology, Survey, HR, Other, Post Graduate	7	25	7	18
	Graduate Mining Training	10	33	3	27
Graduate/Diplomat Internship & Experiential Programmes (Internal)	Graduate Mining Services	10	11	2	16
	Diplomat / Graduate Engineering Training	2	10	0	11
Other Internship & Experiential Programmes (External)	Mining Trainees	5	25	0	7
	Other Internship & Experiential Programmes (External)	26	26	14	20
TOTAL		60	130	26	99

Table 2.14: Revised 2018 target for Bursary, Graduate/Diplomat & Internship Programmes

Impala Platinum Limited		Targets 2018		Revised Target 2018	
	New Intake	(No Offered)	Target New Intake	Target (No Offered)	
Educational Assistance for Employees	115	400	48	50	
Employees Supported					


SECTION 3

Socio-Economic Development Programmes



IMPALA PLATINUM LIMITED SOCIAL AND LABOUR PLAN

Section 102 Application





Geographical Location of Project:	Freedom Park	Project Start Date:		Project End Date:									
		Male:	Female:	December 2020									
Total Expected No. of Jobs to be created:	Estimate 8 temporary jobs - Final number only available after feasibility	Not known		Not known									
Output	KPA (Key Performance Area)	Activity	KPI (Key Performance Indicator)	Responsible Entity	Timeframe						Total Budget Allocation		
					FY14	FY15	FY16	FY17	FY18	FY19		FY20/21	
Feasibility Study	Feasibility Report	Completion of Report	Completion of Report	Impala								200 000	200 000
Detailed Design	Construction and landscaping design	Completion of Design	Completion of Design	Impala								1 000 000	1 000 000
Sign off of Design and final scope	Agreement on detailed design with all stakeholders	Singed off design documentation	Singed off design documentation	Impala / Community Structures and DoH									-
Construction Phase	Physical construction and establishment of the clinic	Completed facilities as per agreed scope and design	Completed facilities as per agreed scope and design	Impala project team								8 750 000	8 750 000
Handover	Exit Strategy - Hand over of completed facilities to DoH	Successful handover function and acceptance by community	Successful handover function and acceptance by community	Impala / Community Structures and DoH								50 000	50 000
Total Project Budget:													
Beneficiaries: (Community Specific)	Members of the broader community in Freedom Park			Project Partners/Associates:						Impala / DoH (Department of Health to take responsibility to operate and maintain)			
										10 000 000			



Freedom Park – Construction of Sports Facility																										
Project Name:	Freedom Park – Construction of Sports Facility																									
Background:	During stakeholder consultations, the task teams identified a project for the construction of a sport facility in the Freedom Park community (as per IDP, page 183). It is the vision of Impala to become a significant contributor towards creating a vibrant and sustainable socio-economic environment within the communities in which it operates, through sports development. It was therefore decided to construct these facilities to provide access to sport to the learners of schools in Freedom Park and the broader community surrounding these schools.																									
Geographical Location of Project:	Freedom Park	Project Start Date:		FY2017		Project End Date:		December 2020																		
Total Expected No. of Jobs to be created:	Estimate 15 (final number only available after feasibility)	Male:		Not known		Female:		Not known		Youth:		Not known														
Output	Activity	KPI (Key Performance Indicator)		Responsible Entity		Timeframe		FY14		FY15		FY16		FY17		FY18		FY19		FY20/21		Total Budget Allocation				
Feasibility Study	Feasibility Report	Completion of Report		Impala																		200 000				
Detailed Design	Construction and landscaping design	Completion of Design		Impala																		800 000				
Sign off of Design and final scope	Agreement on detailed design with all stakeholders	Signed off design documentation		Impala / Community Structures and RLM																		-				
Construction Phase	Physical construction and establishment of the sport and recreational facilities	Completed facilities as per agreed scope and design		Impala																		7 000 000				
Exit Strategy - Handover	Handover of completed facilities to RLM	Successful handover function and acceptance by community		Impala / Community Structures and RLM																		-				
Total Project Budget:												8 000 000		8 000 000		8 000 000		8 000 000		8 000 000						
Beneficiaries: (Community Specific)	Learners of Freedom Park schools as well as members of the broader community											Project Partners/Associates:											Impala / RLM (RLM to take ownership and maintain after handover)			



Freedom Park – Community Infrastructure Upgrade												
Project Name:	Freedom Park – Community Infrastructure Upgrade											
Background:	During stakeholder consultations, the task teams identified the need for the upgrade of Community Infrastructure such as a Roads and Street Lights (the quantities in terms of km of roads and amount of streetlights cannot be determined and will be communicated to DMR after completion of the feasibility) in Freedom Park. Upgrading of infrastructure offers a meaningful upliftment opportunity to the Freedom Park community very close to Impala operations. It was therefore decided to participate in a project to upgrade community infrastructure in Freedom Park.											
Geographical Location of Project:	Freedom Park	Project Start Date:	FY2017	Project End Date:	December 2020							
Total Expected No. of Jobs to be created:	Estimate 30 temporary jobs	Male:	Not known	Female:	Not known	Youth:	Not known					
Output	Activity		Responsible Entity	Timeframe					Total Budget Allocation			
	KPA (Key Performance Area)	KPI (Key Performance Indicator)		FY14	FY15	FY16	FY17	FY18		FY19	FY20/21	
Feasibility Study	Feasibility Report	Completion of Report	Impala	-	-	2 565 279	489 890	645 614	-	46 299 217	50 000 000	
Detailed Design	Construction and landscaping design	Completion of Design	Impala									
Sign off of Design and final scope	Agreement on detailed design with all stakeholders	Signed off design documentation	Impala, Community Structures and RLM									
Construction Phase	Physical construction	Completed facilities as per agreed scope and design	Impala									
Exit Strategy - Handover	Handover of completed facilities to RLM	Successful handover function and acceptance by community	Impala, Community Structures and RLM									
Total Project Budget:												
Beneficiaries: (Community Specific)	Members of the broader community in Freedom Park			Project Partners/Associates:					Impala / RLM (RLM to take ownership and maintain after handover)			
						2 565 279	489 890	645 614	-	46 299 217	50 000 000	



Renovation of Mogono Community Hall													
Project Name:	Renovation of Mogono Community Hall												
Background:	During stakeholder consultations, the task teams identified a project for the renovation of the community hall. This project offers a meaningful upliftment opportunity to community of Mogono. It was therefore decided to renovate the existing facilities to provide meaningful improvement to the broader community in the Mogono community.												
Geographical Location of Project:	Mogono	Project Start Date:	FY2017	Project End Date:	FY2019	Female:		Not known	Youth:		Not known	Total Budget Allocation	
Total Expected No. of Jobs to be created:	Estimate 8 Temporary Jobs - Final number only available after feasibility	Male:	Not known										
Output	Activity		KPI (Key Performance Indicator)	Responsible Entity	Timeframe							Total Budget Allocation	
	KPA (Key Performance Area)				FY14	FY15	FY16	FY17	FY18	FY19	FY20		
Feasibility Study	Feasibility Report		Completion of Report	Impala								40 000	
Detailed Design	Construction and landscaping design		Completion of Design	Impala								200 000	
Sign off of Design and final scope	Agreement on detailed design with all stakeholders		Signed off design documentation	Impala / Community Structures and RBA									
Construction Phase	Physical renovation and construction of the hall		Completed facilities as per agreed scope and design	Impala								1 760 000	
Exit Strategy - Handover	Handover of completed facilities to RBA		Successful handover function and acceptance by community	Impala / Community Structures and RBA									
Total Project Budget:												2 000 000	
Beneficiaries: (Community Specific)	Members of the broader community in Mogono			Project Partners/Associates:									Impala / RBA (RBA) to take ownership and maintain after handover)



Luka/Mogono - Construction of Recreational and Sport Facilities												
Project Name:	Luka/Mogono - Construction of Recreational and Sport Facilities											
Background:	During stakeholder consultations, the task teams identified a project for the construction of recreational and sport facilities in the Luka/Mogono communities. It is the vision of Impala to become a significant contributor towards creating a vibrant and sustainable socio-economic environment within the communities in which it operates, through sports development. It was therefore decided to construct these facilities to provide access to sport to the learners of schools in Luka/ Mogono and the broader community surrounding these schools.											
Geographical Location of Project:	Luka/Mogono	Project Start Date:	FY2016		Project End Date:		December 2020					
Total Expected No. of Jobs to be created:	Estimate 25 Temporary Jobs - (final number only available after feasibility)	Male:	Not known		Female:		Not known		Youth:		Not known	
Output	Activity	Responsible Entity	Timeframe									Total Budget Allocation
	KPA (Key Performance Area)	KPI (Key Performance Indicator)	FY14	FY15	FY16	FY17	FY18	FY19	FY20/21			
Feasibility Study	Feasibility Report	Impala									400 000	400 000
Detailed Design	Construction and landscaping design	Impala									2 000 000	2 000 000
Sign off of Design and final scope	Agreement on detailed design with all stakeholders	Impala / Community Structures and RBA										
Construction Phase	Physical construction and establishment of the sport and recreational facilities	Impala								17 500 000	17 500 000	17 500 000
Exit Strategy - Handover	Handover of completed facilities to RBA	Impala / Community Structures and RBA								100 000	100 000	100 000
Total Project Budget:												
Beneficiaries: (Community Specific)	Learners of Luka/Mogono schools as well as members of the broader community	Project Partners/Associates:										
		Impala / RBA (RBA) to take ownership and maintain after handover)										



Luka/ Mogono Water Infrastructure Upgrade Project									
Project Name:	During engagement with community leadership the upgrade of the Luka and Mogono water supply network was identified as an urgent community need. This project will serve the communities of the supply area (Luka and Mogono), which will assist in achieving the prime importance of sustainable water infrastructural developments to better the lives of the community members on a social and economic level. The project will be in two phases. For phase 1, the following shall take precedence: A dedicated pipeline of uPVC 355mm in diameter has to be installed from the ground level into an area identified in Mogono. A pumping station will also be installed to transfer water at a high rate from the ground level storage into the elevated steel tank to supply the earmarked area. For phase 2, the following shall take precedence: The installation of two new dedicated 315mm uPVC class 12 pipelines breaching off from the 355mm pipeline supplying the lower areas in Mogono, separated by a railway line. In consultation with community leadership it was decided that R30 million previously earmarked for the upgrading of a school in Luka will be allocated to this project.								
	Geographical Location of Project:	Luka/ Mogono	Project Start Date:	FY2016	Project End Date:	FY2020			
Total Expected No. of Jobs to be created:	Estimate 30	Male:	Not known	Female:	Not known	Youth:	Not known		
Output	Activity		Timeframe				Total Budget Allocation		
	KPA (Key Performance Area)	KPI (Key Performance Indicator)	FY16	FY17	FY18	FY19		FY20	
Feasibility Study	Feasibility Report	Completion of Report		1 990 035	2 079 515	15 000 000	10 930 450	30 000 000	
Detailed Design	Construction and landscaping design	Completion of Design	Impala						
Sign off of Design and final scope	Agreement on detailed design with all stakeholders	Signed off design documentation	Impala						
Construction Phase	Physical construction and establishment of the facilities	Completed facilities as per agreed scope and design	Impala, Community Structures and RBA						
Handover	Handover of completed facilities to Dikgossana	Successful handover function and acceptance by community	Impala						
Total Project Budget:				1 990 035	2 079 515	15 000 000	10 930 450	30 000 000	
Beneficiaries: (Community Specific)	Members of the broader community in Luka/ Mogono		Project Partners/Associates:				Impala / RBA		



Lefaragathe - Construction of Sport Facility											
Project Name:	During stakeholder consultations, the task teams identified a project for the construction of a sport facility in the Lefaragathe community (as per IDP, page 183). It is the vision of Impala to become a significant contributor towards creating a vibrant and sustainable socio-economic environment within the communities in which it operates, through sports development. It was therefore decided to construct these facilities to provide access to sport to the learners of schools in Lefaragathe and the broader community surrounding these schools.										
Background:											
Geographical Location of Project:	Lefaragathe	Project Start Date:	FY2017	Project End Date:	FY2019	Female:		Not known	Youth:		Not known
Total Expected No. of Jobs to be created:	Male:		Responsible Entity		Timeframe						Total Budget Allocation
	KPA (Key Performance Area)	KPI (Key Performance Indicator)	FY14	FY15	FY16	FY17	FY18	FY19	FY20		
Output	Activity	Responsible Entity	FY14	FY15	FY16	FY17	FY18	FY19	FY20	Total Budget Allocation	
Feasibility Study	Feasibility Report	Impala	-	-	-	-	-	40 000	-	40 000	
Detailed Design	Construction and landscaping design	Impala	-	-	-	-	-	100 000	-	100 000	
Sign off of Design and final scope	Agreement on detailed design with all stakeholders	Impala / Community Structures and RBA	-	-	-	-	-	-	-	-	
Construction Phase	Physical construction and establishment of the sport and recreational facilities	Impala	-	-	-	-	-	1 810 000	-	1 810 000	
Handover	Exit Strategy - Hand over of completed facilities to RBA	Impala / Community Structures and RBA	-	-	-	-	-	50 000	-	50 000	
Total Project Budget:											2 000 000
Beneficiaries: (Community Specific)	Learners of Lefaragathe schools as well as members of the broader community		Project Partners/Associates:						Impala / RBA (RBA) to take ownership and maintain after handover)		



Boitekong Attenuation Dam Rehabilitation												
Project Name:	Boitekong Attenuation Dam Rehabilitation											
Background:	As part of Impala Platinum Holdings Limited's social responsibility, it is embarking on a project to upgrade the dam next to the Rustenburg Prison and next to Sunrise View Home Ownership development. This dam was damaged years ago with excessive flooding and was never rebuilt. The upgrading of this dam will minimize the threat of flooding at Sunrise View. Environmental Management Plan approval was obtained.											
Geographical Location of Project:	Boitekong	Project Start Date:	FY2015	Project End Date:	FY2019							
Total Expected No. of Jobs to be created:	30 (Estimated)	Male:	Not Known	Female:	Not Known	Youth:		Not Known				
Output	Activity		KPI (Key Performance Indicator)	Responsible Entity	Timeframe						Total Budget Allocation	
	KPA (Key Performance Area)				FY14	FY15	FY16	FY17	FY18	FY19		FY20
Detailed planning & Tendering	Appointment of professionals Tendering for contractors, Professional Services	Contracts		PM Team	1 865 699	755 933	259 600	-	-	17 818 768	-	20 700 000
Construct access road to dam, Rehabilitation of dam	Site establishment - Physical construction	Certificate of completion		PM Team & Contractor (s)								
Exit Strategy - Handover	Handover of completed facilities to RLM	Certificate of completion		PM Team & Contractor (s), RLM								
Total Project Budget:					1 865 699	755 933	259 600	-	-	17 818 768	-	20 700 000
Beneficiaries: (Community Specific)	Boitekong / members of the broader community				Project Partners/Associates:						Impala / RLM (RLM to take ownership and maintain after handover)	



Library & Community Halls Capacitation LSA												
Project Name:	Library & Community Halls Capacitation LSA											
Background:	To contribute to the development of labour sending areas (Taung and Eastern Cape) Impala agrees not to have any infrastructure projects for this SLP but rather do capacitation of facilities (e.g. Libraries, clinics and computer centres, etc.) with equipment. We therefore do not specify the details of the programs but we commit to the principle of the proposed contributions and to the amounts budgeted. Any project under this initiative will be agreed to by all relevant stakeholders and it will be in line with identified community needs.											
Geographical Location of Project:	LSA Communities Estimate 5 - Final number only available after feasibility	Project Start Date:	FY2016	Project End Date:	December 2020							
Total Expected No. of Jobs to be created:		Male:	Not Known	Female:	Not Known	Youth:	Not Known					
Output	KPA (Key Performance Area)	KPI (Key Performance Indicator)	Responsible Entity	Timeframe								Total Budget Allocation
Detailed Scoping	Completion of Scope document	Scope document		FY14	FY15	FY16	FY17	FY18	FY19	FY20/21	5 000 000	
Sign off of final scope	Agreement on detailed scope with all stakeholders	Signed off scope document		-	3 729	-	49 996	-	-	4 946 275		
Installation Phase	Physical of the equipment or facilities	Installed equipment and facilities as per the agreed scope										
Exit Strategy - Handover	Handover of completed project											
Total Project Budget:				-	3 729	-	49 996	-	-	4 946 275	5 000 000	
Beneficiaries: (Community Specific)	Communities of labour sending areas			Project Partners/Associates:							Local Municipalities and Relevant Government Departments (Relevant entity to take ownership and maintain after hand over)	



Bursary Mine Community													
Project Name:	Impala has embarked on this initiative, as part of the Social and Labour Plan, to award bursaries to learners Impala Mine communities. These learners will be normal bursary students. After their studies they can be employed by Impala in the field of studies.												
Background:	Mine Communities												
Geographical Location of Project:	FY 2014												
Total Expected No. of Jobs to be created:	Project End Date: December 2020												
Output	Activity	Project Start Date:		Time frame									Total Budget Allocation
		Male:	Female:	FY14	FY15	FY16	FY17	FY18	FY19	FY20	FY21		
Output	KPI (Key Performance Area)	KPI (Key Performance Indicator)		Responsible Entity	FY14	FY15	FY16	FY17	FY18	FY19	FY20	FY21	Total Budget Allocation
To increase number of skilled graduates in the country	Recruitment drive of the 10 learners through interview s	Organize 20 to select 5, keep records of these interview s		Bursary Department	3 905 250	6 000 000	4 000 000	4 000 000	4 000 000	3 000 000	2 547 375	2 547 375	30 000 000
To alleviate poverty by creating jobs, thus contributing to JIPSA (Joint Initiative on Priority Skills Acquisition)	To transport and accommodate these learners at Rustenburg, to be part of the final interviews with other Learners from other Regions	Organize a programme for career exhibition, mine visits including underground, interaction with engineers. Explain bursary benefits and rules and regulations		Impala Platinum									
To sensitize other youth to pursue Engineering, Science and other related subjects	Selection of successful candidates by the bursary team.	Monitor progress of study through the Learning institution		Impala Platinum									
To improve the skills base	Inform them officially of the outcomes. Assist and provide support to apply to tertiary Institutions	Establish an Educational committee to address all educational matters		Impala Platinum									
	Liase with relevant departments at the operations for vocational employment every year of studying (4)	Visits to place of employment, to do assessments and assist them during the orientation programme		Impala Platinum									
Skills	Mining, Electrical, Mechanical, Chemical, B-Com Accounting, Metallurgy, Geology, Survey, Human Resource and other relevant studies	The BP and graduates will dictate the intake		Impala Platinum									
Total Project Budget:					3 905 250	6 000 000	4 000 000	4 000 000	4 000 000	3 000 000	2 547 375	2 547 375	30 000 000
Beneficiaries: (Community Specific)	Mine Communities				Project Partners/Asociates:								
					Impala								



Novice & Learnerships Programme (Bojanala, EC & Taung)													
Project Name:	During stakeholder consultations, it was agreed to assist labour sending areas & mining communities by providing Novice and Learnership training learners. 30 Learnerships will be available annually.												
Background:	Labour sending area & Mine community		Project Start Date:		Project End Date:		December 2020						
Geographical Location of Project:	30		Male:		Female:		Youth:		Not known				
Total Expected No. of Jobs to be created:	30		Male:		Female:		Youth:		Not known				
Output	Activity		KPI (Key Performance Indicator)		Responsible Entity		Timeframe					Total Budget Allocation	
	KPA (Key Performance Area)	Activity	KPI (Key Performance Indicator)	Responsible Entity	FY14	FY15	FY16	FY17	FY18	FY19	FY20		FY21
	Identify the learners	Leamer group available	Leamer group available	Impala Team	1 997 742	8 000 000	5 000 000	5 000 000	6 000 000	6 000 000	14 001 129		14 001 129
	Engage and contract with learners	Contract learners	Signed contracts	Impala Team									
Training	Training schedule agreed	Monitoring progress	Impala Team										
Total Project Budget:													60 000 000
Beneficiaries: (Community Specific)	Labour sending area & Mine community												60 000 000
Project Partners/Associates:											Impala		



School Support and We Care Programme																			
Project Name:	We have a vested interest in the schools that we helped to build considering the fact that they are built in communities housing large numbers of our employees. A holistic approach to service delivery at these schools to keep them maintained as far as facilities are concerned and functional as far as academic and management are concerned.																		
Background:	December 2020																		
Geographical Location of Project:	Bonjanala District																		
Total Expected No. of Jobs to be created:	<table border="1"> <tr> <td colspan="2">Project Start Date:</td> <td colspan="2">Project End Date:</td> </tr> <tr> <td>Male:</td> <td>Female:</td> <td>Youth:</td> <td></td> </tr> </table>											Project Start Date:		Project End Date:		Male:	Female:	Youth:	
Project Start Date:		Project End Date:																	
Male:	Female:	Youth:																	
Output	Activity	KPI (Key Performance Indicator)	Responsible Entity	Timeframe					Total Budget Allocation										
				FY14	FY15	FY16	FY17	FY18		FY19	FY20	FY21							
To Support the schools by providing school support on academic issues and management issues	Recruitment drive for mentors in Maths, Science and technical Subjects and also mentoring the school management	Identify, contract and monitor and also the mathematics and literacy levels	Impala Platinum, North West Dept of Education and specific school	10 697 808	12 900 000	7 400 000	7 400 000	13 991 779	13 991 779	14 674 204	14 674 204	14 674 203	95 729 773						
To Support High School learners in Technical and academic subject	Selection of learners from mine communities to enroll at High Schools	Academic outcome in Gr 12	Impala Platinum, North West Dept of Education and specific school																
To Support the schools by providing school support on sport and cultural activities	Develop and help with sport development and cultural activities also the using of clubs to exchange participation in sport	Identify, contract and monitor teachers and coaches and the selection of learners and teams for district participation	Impala Platinum, North West Dept of Education and specific school																
The METF program	Sponsoring of Universities with mining facilities	Students at Universities passing Mining Related fields	Impala Platinum, North and the METF fund																
This programme aims to equip teachers to effectively teach Mathematics and Science.	Selected teachers from selected targeted schools	Group of teachers measured against the programme KPI agreed to as per formal Service Level Agreement	Impala																
Help children whose parents were in fatal accidents with education needs	Help families to further their childrens education	Children passing their education aims	Impala																
Total Project Budget:	10 697 808																		
Beneficiaries: (Community Specific)	Mine Communities																		
Project Partners/Associates:											Impala								

SECTION 5

Financial Provision



IMPALA PLATINUM LIMITED SOCIAL AND LABOUR PLAN

Section 102 Application





SECTION 5

5.1 FINANCIAL PROVISION



5.1.3 FINANCIAL PROVISION FOR LOCAL ECONOMIC DEVELOPMENT

Table 5.3: Financial Provision for the Local Economic Development

Beneficiary Organization or Project name	FY2014	FY2015	FY2016	FY2017	FY2018	FY2019	FY2020	FY2021 (until Dec 2020)	Total
Enterprise Development									
SMME Development	2 266 230	2 000 000	2 000 000	4 000 000	9 733 770	-	-	-	20 000 000
Total Enterprise Development	2 266 230	2 000 000	2 000 000	4 000 000	9 733 770	-	-	-	20 000 000
Education Initiatives									
Bursary (Bojanala, EC, Taung)	3 905 250	6 000 000	4 000 000	4 000 000	4 000 000	3 000 000	2 547 375	2 547 375	30 000 000
Novice & Learnerships (Bojanala, EC, Taung)	1 997 742	8 000 000	5 000 000	5 000 000	6 000 000	6 000 000	14 001 129	14 001 129	60 000 000
School Support & We Care Project	10 697 808	12 900 000	7 400 000	7 400 000	13 991 779	13 991 779	14 674 204	14 674 203	95 729 773
Total Education Initiatives	16 600 800	26 900 000	16 400 000	16 400 000	23 991 779	22 991 779	31 222 708	31 222 708	185 729 773
Infrastructure Projects									
Freedom Park - Clinic Construction	-	-	-	-	-	-	10 000 000	-	10 000 000
Freedom Park - Sports Facility Construction	-	-	-	-	-	-	8 000 000	-	8 000 000
Freedom Park - Community Infrastructure Upgrade	-	-	2 565 279	489 890	645 614	-	46 299 217	-	50 000 000
Mogono –Renovation of Community Hall	-	-	-	-	-	2 000 000	-	-	2 000 000
Mogono (ward 3) – Roads & Storm Water Channels	-	-	2 000 000	8 000 000	6 000 000	-	-	-	16 000 000



Beneficiary Organization or Project name	FY2014	FY2015	FY2016	FY2017	FY2018	FY2019	FY2020	FY2021 (until Dec 2020)	Total
Luka/Mogono - Construction of Recreational and Sport Facilities	-	-	-	-	-	-	20 000 000	-	20 000 000
Luka Makgotla Offices Upgrade	-	-	4 000 000	-	-	-	-	-	4 000 000
Luka Water	-	-	-	1 990 035	2 079 515	15 000 000	10 930 450	-	30 000 000
Kanana – Construction of Multi-Purpose Centre and Library	-	-	6 000 000	9 000 000	-	-	-	-	15 000 000
Kanana – Roads and Storm Water Channels	-	-	-	2 000 000	2 000 000	-	-	-	4 000 000
Lefaragathe - Construction of Sport Facility	-	-	-	-	-	2 000 000	-	-	2 000 000
School Infrastructure	5 000 000	30 000 000	10 000 000	5 000 000	-	-	-	-	50 000 000
Boitekong Attenuation Dam Rehabilitation	1 865 699	755 933	259 600	-	-	17 818 768	-	-	20 700 000
Library & Community Halls Capacitating LSA	-	3 729	-	49 996	-	-	4 946 275	-	5 000 000
Total Infrastructure Initiatives	6 865 699	30 759 662	24 824 879	26 529 921	10 725 129	36 818 768	100 175 942	-	236 700 000
Total Housing	425 184 733	29 251 877	69 854 693	109 046 183	99 877 756	140 000 000	100 000 000	26 784 758	1 000 000 000
GRAND TOTAL	454 865 036	109 421 088	138 502 945	176 345 036	168 617 810	204 818 768	229 855 942	48 984 758	1 412 429 773

SECTION 6

Undertaking



IMPALA PLATINUM LIMITED SOCIAL AND LABOUR PLAN

Section 102 Application





SECTION 6

6.1 STATEMENT OF UNDERTAKING

I, _____ the undersigned and duly authorized thereto
by _____ (Company) undertake to adhere to the
information, requirements, commitments and conditions as set out in the social and labour plan.

Signed at _____ on this _____ day of _____ 20 _____

Signature of responsible person _____

Designation _____

Contact Details _____

Approved

Signed at _____ on this _____ day of _____ 20 _____

Signature of responsible person _____

Designation _____

Signed at _____ on this _____ day of _____ 20 _____

Signature of responsible person _____

Designation _____



IMPALA PLATINUM LIMITED
**SOCIAL AND
LABOUR PLAN**

Section 102 Application



November 2020



CONTENTS

SOCIO-ECONOMIC DEVELOPMENT PROGRAMMES.....	275
SECTION 3 LOCAL ECONOMIC DEVELOPMENT PROGRAMMES	276
ANNEXURE A – SECTION 3 LED PROJECT SHEETS.....	279
ANNEXURE B.....	295
FINANCIAL PROVISION.....	295
5.1 FINANCIAL PROVISION	296
5.1.3 FINANCIAL PROVISION FOR LOCAL ECONOMIC DEVELOPMENT	297
UNDERTAKING	299
6.1 STATEMENT OF UNDERTAKING.....	300

SECTION 3

Socio-Economic Development Programmes



IMPALA PLATINUM LIMITED SOCIAL AND LABOUR PLAN

Section 102 Application





SECTION 3 LOCAL ECONOMIC DEVELOPMENT PROGRAMMES

A. Background and Introduction

Impala Platinum Ltd (“Impala”) is the holder of 4 (four) converted mining right as executed on 12 December 2008 under DMRE Ref No NW30/5/1/2/2/130 – 133MR. The commitments in the original Social and Labour Plan (“SLP 1”) which came to an end in December 2013 were substantially implemented. The implementation thereof was subjected to regular compliance inspections by your department. Below are sequence of events as they happened.

1. Impala submitted its 2nd Generation Social and Labour Plan (2014-2018) to your office on the 13th December 2013 (“SLP 2”) for consideration and approval.
2. On the 24th March 2015, the DMR granted Impala permission to proceed with the implementation of Section 3 of this SLP 2. Please note that to date, Impala has not received any approval confirmation of SLP 2 from the DMRE.
3. However, once the permission was granted, we earnestly proceeded to engage our communities through the Mine Community Leadership Engagement Forum (“MCLEF”) to prioritize implementation of the projects.
4. At a special MCLEF meeting held on 21st May 2015, projects were prioritized for implementation.
5. As of June 2015, Impala started to implement Platinum Village Schools which are in the 2nd Generation SLP and were completed in December 2016. These schools were ready for the 2017 academic year. Concurrently, Impala also implemented outstanding SLP 1 projects, that is, 3 Makgotla offices and Ramotse Community Centre in Luka. These projects were completed in December 2015 and April 2016 respectively.
6. As of June 2016, Impala had continued with the implementation of the 2nd generation SLP and have expedited project delivery albeit with some delays due to community related issues, which included a request for a much needed water project for the Luka community. This project is part replacement of the Molotlegi Technical School and a Section 102 application to this effect was submitted and approved by the DMR.
7. Due to the multi-faceted delays mentioned above, Impala requested DMR in writing in August 2017 for a 2year extension of which an 8-month extension to August 2019 was granted on 17 May 2018. In written by the Regional Manager, DMR NW.
8. While awaiting a response from the DMR on the letter sent in August 2017, Impala in August 2018 went through a strategic review brought on by the high-cost environment in the sector in general as well as a very low and stagnant platinum price. Subsequent to this, Impala announced a major restructuring, job cuts as well as future shaft closures. At the time, these circumstances were impacting negatively on the company’s ability to complete the infrastructure projects by August 2019 (“the 1st extended date”).
9. After several engagements with the MCLEF, a Section 102 application was then lodged on the 5th October 2018 to extend the period to December 2020 as had originally been requested in the Impala August 2017 letter (“the 2nd extension date”). This Section 102 also included restated targets to some HRD initiatives.



10. Following this submission, the DMRE handed to Impala on 26 June 2020 a letter dated 27 June 2020 informing Impala that some of the MCLEF members had lodged an objection to the said application. The DMRE then intervened in attending to this objection until December 2019 while the Section 102 application relating inter alia the 2nd extension date remained unapproved.
11. Impala received per email on 16 March 2020 a letter dated 12 March 2020 from the DMRE in terms of which Impala was requested to conduct broad based public participation consultations (PPP) with the communities affected by the SLP 2 section 102 application (as confirmed with the Regional Manager in a meeting held on 19 March 2020 in respect of Luka, Lefaragatlhe and Freedom Park) as a prerequisite to approve the section 102 application. At that time, it was imminent that the Republic would go into a hard lockdown brought on by the Covid-19 pandemic.
12. The hard lockdown commenced on the 27th March 2020 and all construction works on the projects were stopped. Due to this, the SLP 2 LED project timelines have been reviewed due to inactivity during the lockdown period and the extended timelines (December 2020) will not be met. Impala finalized the appointment of Umsizi to assist with the PPP in June 2020.
13. During a virtual meeting held with the DMRE on the 6th August 2020, where Umsizi was also introduced to the DMRE, the Regional Manager advised that the consultations for the further extension application to the end of June 2021 due to the lockdown period can be incorporated into the PPP underway as long as it meets the consultation requirements.
14. Phase 1 and 2 of these consultations have been completed and the report along with the Portfolio of Evidence (PoE) have been submitted to the DMRE by Umsizi on the 20th October 2020.

B. SLP 2 Section 102 Application and approval

1. Impala therefore submits a further SLP 2 section 102 application to extend the implementation of outstanding LED projects to 30 June 2021 (“the 3rd extension date”). Detailed status updates for these projects are provided in the project sheets attached to this SLP 2 section 102 application as Annexure A.
2. Also included as Annexure C in this SLP 2 section 102 application is the PPP report that provides proof of engagements in support of this application.
3. Furthermore, to align the outstanding LED projects extension implementation date to 30 June 2021 with the LED financial provision, attached please find as Annexure B the amended Section 5.1.3, Table 5.3 to provide for the updated financial provisions for LED projects.
4. The DMRE is requested to approve this SLP 2 section 102 application in terms of the MPRDA read with Regulation 44 of the MPRDA.
5. Once approved by the DMRE, the LED projects implementation dates and details relating to the respective projects, as provided for in the project sheets attached to this SLP 2 section 102 application as Annexure A, will replace the relevant LED projects implementation dates and detailed projects sheets in respect of SLP 2 and the SLP 2 section 102 application that was submitted on 5 October 2018, when / if approved.
6. Furthermore, once approved by the DMRE, Section 5.1.3, Table 5.3 relating to the updated financial provision for LED projects attached to this SLP 2 section 102 application as Annexure B, will replace the former Section 5.1.3, Table 5.3 relating to financial provision for LED projects in respect of SLP 2 and the SLP 2 section 102 application that was submitted on 5 October 2018, when / if approved.

ANNEXURE A: SECTION 3

LED Project Sheets



IMPALA PLATINUM LIMITED SOCIAL AND LABOUR PLAN

Section 102 Application



Freedom Park – Construction of a Clinic												
Project Name:	Freedom Park – Construction of a Clinic											
Background:	During stakeholder consultations, the task teams identified a project for the construction of a Clinic in Freedom Park (as per IDP, page 205). The development of this project offers a meaningful upliftment opportunity to Historically Disadvantaged communities close to Impala operations. It was therefore decided to contribute R10 000 000 towards the establishment of a clinic in Freedom Park.											
Geographical Location of Project:	Freedom Park	Project Start Date:	FY2017		Project End Date:			FY2021				
Total Expected No. of Jobs to be created:	Final number only available after feasibility	Male:	Not known		Female:	Not known		Youth:		Not known		
Output	Activity	KPI (Key Performance Indicator)	Responsible Entity		Timeframe							Total Budget Allocation
	KPA (Key Performance Area)		FY15	FY16	FY17	FY18	FY19	FY20	FY21			
Feasibility Study	Feasibility Report	Completion of Report	Impala project team						200 000	200 000		
Detailed Design	Construction and landscaping design	Completion of Design	Impala project team						1 000 000	1 000 000		
Sign off of Design and final scope	Agreement on detailed design with all stakeholders	Signed off design documentation	Impala project team/ Stakeholder Engagement/ Community Structures and DoH							-		
Construction Phase	Physical construction and establishment of the clinic	Completed facilities as per agreed scope and design	Impala project team						8 750 000	8 750 000		
Handover	Exit Strategy - Hand over of completed facilities to DoH	Successful handover function and acceptance by community	Impala project team/ Stakeholder Engagement/ Community Structures and DoH						50 000	50 000		
Total Project Budget:									10 000 000	10 000 000		
Beneficiaries: (Community Specific)	Members of the broader community in Freedom Park		Project Partners/Associates:		Impala / DoH (Department of health to take responsibility to operate and maintain)							
Progress Update:	The land has been acquired from the Rustenburg Local Municipality. Feedback is awaited in this regard. The Department of Health has been engaged and requirements for the clinic are finalised. Commercial process to appoint consultants currently in finalisation stages											

Freedom Park – Construction of Sports Facility												
Project Name:	During stakeholder consultations, the task teams identified a project for the construction of a sport facility in the Freedom Park community (as per IDP, page 183). It is the vision of Impala to become a significant contributor towards creating a vibrant and sustainable socio-economic environment within the communities in which it operates, through sports development. It was therefore decided to construct these facilities to provide access to sport to the learners of schools in Freedom Park and the broader community surrounding these schools.											
	Geographical Location of Project:	Freedom Park	Project Start Date:	FY2017		Project End Date:	FY2021					
Total Expected No. of Jobs to be created:	Final number only available after feasibility	Male:	Not known		Female:	Not known		Youth:	Not known			
Output	KPA (Key Performance Area)	Activity		KPI (Key Performance Indicator)	Responsible Entity	Time frame					Total Budget Allocation	
		FY15	FY16			FY17	FY18	FY19	FY20	FY21		
Feasibility Study	Feasibility Report	Construction and landscaping design	Completion of Report	Impala project team							200 000	200 000
Detailed Design	Agreement on detailed design with all stakeholders	Physical construction and establishment of the sport and recreational facilities	Completion of Design	Impala project team							800 000	800 000
Sign off of Design and final scope	Hand over of completed facilities to RLM	Hand over of completed facilities to RLM	Signed off design documentation	Impala project team/ Stakeholder Engagement/ Community Structures and RLM								
Construction Phase	Hand over of completed facilities to RLM	Hand over of completed facilities to RLM	Completed facilities as per agreed scope and design	Impala project team							7 000 000	7 000 000
Exit Strategy - Handover	Hand over of completed facilities to RLM	Hand over of completed facilities to RLM	Successful handover function and acceptance by community	Impala project team/ Stakeholder Engagement/ Community Structures and RLM								
Total Project Budget:												
Beneficiaries: (Community Specific)	Learners of Freedom Park schools as well as members of the broader community				Project Partners/Associates:							
Progress Updates:	Confirmation of land allocated for the project was received from RLM in December 2019. The land is however not easily accessible by the community. An alternative land request has been submitted to RLM for consideration. Consultants have been appointed for the facility with the designs completed.				Impala / RLM (RLM to take ownership and maintain after handover)							

Freedom Park – Community Infrastructure Upgrade													
Project Name:	Freedom Park – Community Infrastructure Upgrade												
Background:	During stakeholder consultations, the task teams identified the need for the upgrade of Community Infrastructure such as a Roads and Street Lights (the quantities in terms of km of roads and amount of streetlights cannot be determined and will be communicated to DMR after completion of the feasibility) in Freedom Park. Upgrading of infrastructure offers a meaningful upliftment opportunity to the Freedom Park community very close to Impala operations. It was therefore decided to participate in a project to upgrade community infrastructure in Freedom Park.												
Geographical Location of Project:	Freedom Park	Project Start Date:	FY2017		Project End Date:		FY2021						
Total Expected No. of Jobs to be created:	Final number only available after feasibility	Male:	Not know/n		Female:	Not know/n		Youth:	Not know/n				
Output	KPA (Key Performance Area)	Activity	KPI (Key Performance Indicator)	Responsible Entity	FY15	FY16	FY17	FY18	FY19	FY20	FY21	Total Budget Allocation	
Feasibility Study	Feasibility Report	Completion of Report	Completion of Report	Impala project team	-	2 565 279	489 890	645 614	884 774	18 408 086	27 006 357	50 000 000	
Detailed Design	Construction and landscaping design	Completion of Design	Completion of Design	Impala project team									
Sign off of Design and final scope	Agreement on detailed design with all stakeholders	Signed off design documentation	Signed off design documentation	Impala, Community Structures and RLM									
Construction Phase	Physical construction	Completed facilities as per agreed scope and design	Completed facilities as per agreed scope and design	Impala project team									
Exit Strategy - Handover	Handover of completed facilities to RLM	Successful handover function and acceptance by community	Successful handover function and acceptance by community	Impala, Community Structures and RLM									
Total Project Budget:					FY15	FY16	FY17	FY18	FY19	FY20	FY21	Total Budget Allocation	
Beneficiaries: (Community Specific)	Members of the broader community in Freedom Park				Responsible Entity	FY15	FY16	FY17	FY18	FY19	FY20	FY21	Total Budget Allocation
Progress Update:	During consultations, infrastructure needs identified were roads and school infrastructure in Freedom Park. To date, R22.9m (46%) of the commitment has been spent on construction of the Platinum Village and Freedom Park entrance road, fencing at two schools (Freedom Park Secondary and Vuku zenzele), planning and platform of the Early Childhood Development Centre, the completion of the Freedom Park (Platinum Village) reservoir. Construction of Freedom Park and Kuitwanong Roads were completed in June 2020. The following community infrastructure project will start in FY21, 1. Renovations of Kuitwanong School of the deaf, 2. Construction of Platinum Village Early Childhood Development Centre.				Responsible Entity	FY15	FY16	FY17	FY18	FY19	FY20	FY21	Total Budget Allocation
	Impala / RLM (RLM to take ownership and maintain after handover)				Responsible Entity	FY15	FY16	FY17	FY18	FY19	FY20	FY21	Total Budget Allocation
					Responsible Entity	FY15	FY16	FY17	FY18	FY19	FY20	FY21	Total Budget Allocation
					Responsible Entity	FY15	FY16	FY17	FY18	FY19	FY20	FY21	Total Budget Allocation

Renovation of Mogono Community Hall												
Project Name:	Renovation of Mogono Community Hall											
Background:	During stakeholder consultations, the task teams identified a project for the renovation of the community hall. This project offers a meaningful upliftment opportunity to community of Mogono. It was therefore decided to renovate the existing facilities to provide meaningful improvement to the broader community in the Mogono community.											
Geographical Location of Project:	Mogono	Project Start Date:	FY2017		Project End Date:		FY2021					
Total Expected No. of Jobs to be created:	Final number only available after feasibility	Male:	Not known		Female:	Not known		Youth:	Not known			
Output	KPA (Key Performance Area)	Activity	KPI (Key Performance Indicator)	Responsible Entity	FY14	FY15	FY16	FY17	FY18	FY19	FY20	Total Expenditure
Feasibility Study	Feasibility Report	Completion of Report	Completion of Report	Impala project team						56 000	2 754 068	2 810 068
Detailed Design	Construction and landscaping design	Completion of Design	Completion of Design	Impala project team								
Sign off of Design and final scope	Agreement on detailed design with all stakeholders	Signed off design documentation	Signed off design documentation	Impala / Community Structures and RBA								
Construction Phase	Physical renovation and construction of the hall	Completed facilities as per agreed scope and design	Completed facilities as per agreed scope and design	Impala project team								
Exit Strategy - Handover	Handover of completed facilities to RBA	Successful handover function and acceptance by community	Successful handover function and acceptance by community	Impala / Community Structures and RBA								
Total Project Budget:												
Beneficiaries: (Community Specific)	Members of the broader community in Mogono			Project Partners/Associates:		Impala / RBA (RBA) to take ownership and maintain after handover						
Progress Update:	Project Completed August 2020											

Mogono (ward 3) – Roads & Storm Water Channels									
Project Name:	During stakeholder consultations, the task teams identified a project for the construction of a roads and storm water channels (the quantities in terms of km of roads and km of storm water channels can not be determined now and will be communicated to DMR after completion of the feasibility) in Luka/ Mogono (ward 3) (as per IDP, page 174). The development of this project offers a meaningful upliftment opportunity to Historically Disadvantaged communities close to Impala operations. It was therefore decided to contribute towards the establishment of roads and storm water channels in the Luka/ Mogono villages.								
Background:									
Geographical Location of Project:	Luka/ Mogono	Project Start Date:	FY2016	Project End Date:	FY2018	Female:	Not known	Youth:	Not known
Total Expected No. of Jobs to be created:	Estimate 30 Temporary Jobs - Final number only available after feasibility	Male:	Not known						
Output	Activity	Responsible Entity			Timeframe				Total Expenditure
	KPA (Key Performance Area)	KPI (Key Performance Indicator)	FY14	FY15	FY16	FY17	FY18		
Feasibility Study	Feasibility Report Construction and landscaping design	Completion of Report	Impala project team		198 371	16 776 124	488 372	17 462 867	
Detailed Design		Completion of Design	Impala project team						
Sign off of Design and final scope	Agreement on detailed design with all stakeholders	Signed off design documentation	Impala project team/ Stakeholder Engagement/ Community Structures and RBA						
Construction Phase	Physical construction and establishment of the roads and storm water channels	Completed facilities as per agreed scope and design	Impala project team						
Exit Strategy - Handover	Handover of completed facilities to RBA	Successful handover function and acceptance by community	Impala project team/ Stakeholder Engagement/ Community Structures and RBA						
Total Project Budget:					198 371	16 776 124	488 372	17 462 867	
Beneficiaries: (Community Specific)	Members of the broader community in Luka/ Mogono			Project Partners/Associates:					
Progress Update:	Project completed June 2017 Impala / RBA (RBA) to take ownership and maintain after handover)								



Luka Makgotla Offices												
Project Name:	Luka/ Mogono											
Background:	During stakeholder consultations, the task teams identified a project for the construction of Makgotla Offices in the community. This project offers a meaningful upliftment opportunity to community of Luka. It was therefore decided to Construct Makgotla Offices to provide meaningful improvement to the broader community in Luka.											
Geographical Location of Project:	Luka/ Mogono	Project Start Date:	FY2016	Project End Date:	FY2016							Total Expenditure
Total Expected No. of Jobs to be created:	Estimate 8 - Final number only available after feasibility	Male:	Not Known	Female:	Not Known	Timeframe	FY15	FY16	FY17	FY18	FY19	15 237 657
Output	Activity	KPI (Key Performance Indicator)	Responsible Entity									
Feasibility Study	KPA (Key Performance Area)	Completion of Report	Impala project team	2 908 797	9 172 408	3 311 569	-155 117					
Detailed Design	Feasibility Report	Completion of Design	Impala project team									
Sign off of Design and final scope	Construction and landscaping design	Signed off design documentation	Impala project team/ Stakeholder Engagement/ Community Structures and RBA									
Construction Phase	Agreement on detailed design with all stakeholders	Completed facilities as per agreed scope and design	Impala project team									
Exit Strategy - Handover	Physical construction and establishment of the sport and recreational facilities	Successful handover function and acceptance by community	Impala project team/ Stakeholder Engagement/ Community Structures and RBA									
Total Project Budget:	Handover of completed facilities to RBA			2 908 797	9 172 408	3 311 569	-155 117	15 237 657				
Beneficiaries: (Community Specific)	Members of the broader community in Luka/ Mogono											
Progress Update:	Project completed June 2018											
				Project Partners/Associates:								
				Impala / RBA								

Luka/Mogono - Construction of Recreational and Sport Facilities										
Project Name:	During stakeholder consultations, the task teams identified a project for the construction of recreational and sport facilities in the Luka/Mogono communities. It is the vision of Impala to become a significant contributor towards creating a vibrant and sustainable socio-economic environment within the communities in which it operates, through sports development. It was therefore decided to construct these facilities to provide access to sport to the learners of schools in Luka/Mogono and the broader community surrounding these schools.									
Background:										
Geographical Location of Project:	Luka/Mogono	Project Start Date:	FY2016	Project End Date:	FY2021					
Total Expected No. of Jobs to be created:	Estimate 25 Temporary Jobs - (final number only available after feasibility)	Male:	Not known	Female:	Not known	Youth:	Not known			
Output	Activity	Responsible Entity			Time frame					Total Budget Allocation
	KPA (Key Performance Area)	KPI (Key Performance Indicator)	FY16	FY17	FY18	FY19	FY20	FY21		
Feasibility Study	Feasibility Report	Completion of Report	Impala						400 000	400 000
Detailed Design	Construction and landscaping design	Completion of Design	Impala						2 000 000	2 000 000
Sign off of Design and final scope	Agreement on detailed design with all stakeholders	Signed off design documentation	Impala / Community Structures and RBA						-	-
Construction Phase	Physical construction and establishment of the sport and recreational facilities	Completed facilities as per agreed scope and design	Impala						17 500 000	17 500 000
Exit Strategy - Handover	Handover of completed facilities to RBA	Successful handover function and acceptance by community	Impala / Community Structures and RBA						100 000	100 000
Total Project Budget:										20 000 000
Beneficiaries: (Community Specific)	Learners of Luka/Mogono schools as well as members of the broader community		Project Partners/Associates:			Impala / RBA (RBA) to take ownership and maintain after handover)				
Progress Update:	The stand has been identified and allocated for the facility. Engagements with the Royal Bafokeng Sports is ongoing to finalize the designs. The stand allocated will require an access road of about 0.7km. This road will be implemented within the budget allocated for the project.									

Luka/ Mogono Water Infrastructure Upgrade Project											
Project Name:	During engagement with community leadership the upgrade of the Luka and Mogono water supply network was identified as an urgent community need. This project will serve the communities of the supply area (Luka and Mogono), which will assist in achieving the prime importance of sustainable water infrastructural developments to better the lives of the community members on a social and economic level. The project will be in two phases. For phase 1, the following shall take precedence: A dedicated pipeline of uPVC 355mm in diameter has to be installed from the ground level into an area identified in Mogono. A pumping station will also be installed to transfer water at a high rate from the ground level storage into the elevated steel tank to supply the earmarked area. For phase 2, the following shall take precedence: The installation of two new dedicated 315mm uPVC class 12 pipelines breaching off from the 355mm pipeline supplying the lower areas in Mogono, separated by a railway line. In consultation with community leadership it was decided that R30 million previously earmarked for the upgrading of a school in Luka will be allocated to this project.										
	Geographical Location of Project:	Luka/ Mogono	Project Start Date:	FY2016	Project End Date:	FY2020					
Total Expected No. of Jobs to be created:	Estimate 30	Male:	Not known	Female:	Not known	Youth:	Not known				
Output	KPA (Key Performance Area)	Activity	KPI (Key Performance Indicator)	Timeframe					Total Expenditure		
				FY16	FY17	FY18	FY19	FY20			
Feasibility Study	Feasibility Report	Completion of Report	Completion of Report	1 990 035	2 079 515	18 519 065	910 411	23 499 026			
Detailed Design	Construction and landscaping design	Completion of Design	Completion of Design								
Sign off of Design and final scope	Agreement on detailed design with all stakeholders	Signed off design documentation	Signed off design documentation								
Construction Phase	Physical construction and establishment of the facilities	Completed facilities as per agreed scope and design	Completed facilities as per agreed scope and design								
Handover	Handover of completed facilities to Dikgosa	Successful handover function and acceptance by community	Successful handover function and acceptance by community								
Total Project Budget:				1 990 035	2 079 515	18 519 065	910 411	23 499 026			
Beneficiaries: (Community Specific)	Members of the broader community in Luka/ Mogono			Project Partners/Associates:							
Progress Update:	Project completed June 2019										

Kanana – Construction of Multi-purpose Centre and Library									
Project Name:	During stakeholder consultations, the task teams identified a project for the construction of a Multi Purpose Centre and Library in Kanana (as per IDP, page 194). The development of this project offers a meaningful upliftment opportunity to Historically Disadvantaged communities close to Impala operations. It was therefore decided to construct these facilities to provide access to community facilities and a library to the broader community in the Kanana village.								
Background:	Kanana		FY2016		Project End Date:			FY2020	
Geographical Location of Project:	Kanana		FY2016		Project End Date:			FY2020	
Total Expected No. of Jobs to be created:	Estimate 25 Temporary Jobs (final number only available after feasibility)		Not known		Not known			Not known	
Output	KPA (Key Performance Area)	Activity	Male:		Timeframe			Total Expenditure	
			KPI (Key Performance Indicator)	FY16	FY17	FY18	FY19	FY20	FY20
Feasibility Study	Feasibility Report	Completion of Report	198 371	7 045 867	13 413 370	2 012 797	494 439	23 164 845	
Detailed Design	Construction and landscaping design	Completion of Design	Impala project team						
Sign off of Design and final scope	Agreement on detailed design with all stakeholders	Signed off design documentation	Impala project team/ Stakeholder						
Construction Phase	Physical construction and establishment of the centre	Completed facilities as per agreed scope and design	Engagement/ Community Structures and RBA						
Exit Strategy - Handover	Hand over of completed facilities to RBA	Successful handover function and acceptance by community	Impala project team/ Stakeholder						
Total Project Budget:			198 371	7 045 867	13 413 370	2 012 797	494 439	23 164 845	
Beneficiaries: (Community Specific)	Members of the broader community in Kanana		Project Partners/Associates: Impala / RBA (RBA) to take ownership and maintain after handover)						
Progress Update:	Project completed June 2019								

Kanana – Roads and Stormwater										
Project Name:	During stakeholder consultations, the task teams identified a project for the construction of roads and stormwater channels (the quantities in terms of km of roads and km of stormwater channels can not be determined now and will be communicated to DMR after completion of the feasibility) in Kanana (as per IDP, page 174). The development of this project offers a meaningful upliftment opportunity to Historically Disadvantaged communities close to Impala operations. It was therefore decided to contribute R4 000 000 towards the establishment of roads and stormwater channels in the Kanana villages.									
Background:										
Geographical Location of Project:	Kanana	Project Start Date:	FY2017		Project End Date:	FY2018				
Total Expected No. of Jobs to be created:	Final number only available after feasibility	Male:	Not known		Female:	Not known		Youth:	Not known	
Output	KPA (Key Performance Area)	Activity	KPI (Key Performance Indicator)	Responsible Entity	Timeframe					Total Budget Allocation
					FY14	FY15	FY16	FY17	FY18	
Feasibility Study	Feasibility Report	Construction and landscaping design	Completion of Report	Impala project team				532 703	2 950 378	3 483 081
Detailed Design	Agreement on detailed design with all stakeholders	Physical construction and establishment of the roads and stormwater channels	Completion of Design	Impala project team/ Stakeholder Engagement/ Community Structures and RBA						
Sign off of Design and final scope	Exit Strategy - Hand over of completed facilities to RBA	Successful handover function and acceptance by community	Signed off design documentation	Impala project team/ Stakeholder Engagement/ Community Structures and RBA						
Construction Phase	Completed facilities as per agreed scope and design			Impala project team						
Handover	Exit Strategy - Hand over of completed facilities to RBA			Impala project team/ Stakeholder Engagement/ Community Structures and RBA						
Total Project Budget:								532 703	2 950 378	3 483 081
Beneficiaries: (Community Specific)	Members of the broader community in Kanana				Project Partners/Asociates:					
Progress Update:	Project completed November 2017				Impala / RBA (RBA) to take ownership and maintain after handover)					

Lefaragathe - Construction of Sport Facility												
Project Name:	During stakeholder consultations, the task teams identified a project for the construction of a sport facility in the Lefaragathe community (as per IDP, page 183). It is the vision of Impala to become a significant contributor towards creating a vibrant and sustainable socio-economic environment within the communities in which it operates, through sports development. It was therefore decided to construct these facilities to provide access to sport to the learners of schools in Lefaragathe and the broader community surrounding these schools.											
Background:												
Geographical Location of Project:	Lefaragathe	Project Start Date:	FY2017	Project End Date:	FY2021							
Total Expected No. of Jobs to be created:	Estimate 8 Temporary Jobs - (final number only available after feasibility)	Male:	Not known	Female:	Not known	Youth:	Not known					
Output	KPA (Key Performance Area)	Activity	KPI (Key Performance Indicator)	Responsible Entity	FY15	FY16	FY17	FY18	FY19	FY20	FY21	Total Budget Allocation
Feasibility Study	Feasibility Report	Completion of Report	Completion of Report	Impala project team						117 000	1 883 000	2 000 000
Detailed Design	Construction and landscaping design	Completion of Design	Completion of Design	Impala project team								
Sign off of Design and final scope	Agreement on detailed design with all stakeholders	Physical construction and establishment of the sport and recreational facilities	Signed off design documentation	Impala project team/ Stakeholder Engagement/ Community Structures and RBA								
Construction Phase	Physical construction and establishment of the sport and recreational facilities	Completed facilities as per agreed scope and design	Completed facilities as per agreed scope and design	Impala project team/ Stakeholder Engagement/ Community Structures and RBA								
Handover	Exit Strategy - Hand over of completed facilities to RBA	Successful handover function and acceptance by community	Successful handover function and acceptance by community	Impala project team/ Stakeholder Engagement/ Community Structures and RBA								
Total Project Budget:												
Beneficiaries: (Community Specific)	Learners of Lefaragathe schools as well as members of the broader community			Project Partners/Associates:								
Progress Update:	The quantity surveyors was appointed and the scope of work has been finalised. Requirements of the sport facility to fit the budget of R2 million were finalised with Royal Bafokeng Administration and Sport. Contractor was appointed in August 2020											

School Infrastructure													
Project Name:	Following on the success of Sunrise View Schools, the department of education agreed to partner with Impala in order to plan and construct 2 schools at Platinum Village (Freedom Park ext. 4). Impala will also upgrade a high school in Luka with the remainder of the budget												
Background:	Freedom Park ext. 4												
Geographical Location of Project:	Freedom Park ext. 4		Project Start Date:		FY2014		Project End Date:		FY2015				
Total Expected No. of Jobs to be created:	300 (Estimated)		Male:		Not Known		Female:		Not Known		Youth:	Not Known	
Output	KPA (Key Performance Area)	KPI (Key Performance Indicator)	Responsible Entity	Timeframe								Total Budget Allocation	
				FY14	FY15	FY16	FY17	FY18	FY19	FY20			
Detailed planning & Tendering	professionals Tendering for contractors, Professional Services	Contracts	PM Team	5 000 000	1 000 000	1 000 000	1 000 000						8 000 000
Construction of primary school	Site establishment - Physical construction	Certificate of completion	PM Team & Contractor (s)		29 000 000	8 000 000	3 000 000						40 000 000
Construction of secondary school & school hall	Exit Strategy - Hand over of completed facilities to DOE	Certificate of completion	PM Team & Contractor (s), DOE			1 000 000	1 000 000						2 000 000
Total Project Budget:				5 000 000	30 000 000	10 000 000	5 000 000	5 000 000	10 000 000	5 000 000	50 000 000		50 000 000
Beneficiaries: (Community Specific)	Freedom Park / members of the broader community			Project Partners/Associates:								Department of Education, Impala Platinum (DOE contributing financially to the project and take ownership to operate and maintain school after hand	
Progress Update:	Project completed December 2016												

Boitekong Attenuation Dam Rehabilitation												
Project Name:	As part of Impala Platinum Holdings Limited's social responsibility, it is embarking on a project to upgrade the dam next to the Rustenburg Prison and next to Sunrise View Home Ownership development. This dam was damaged years ago with excessive flooding and was never rebuilt. The upgrading of this dam will minimize the threat of flooding at Sunrise View. Environmental Management Plan approval was obtained.											
Geographical Location of Project:	Boitekong		Project Start Date:	FY2015		Project End Date:	FY2021					
Total Expected No. of Jobs to be created:	30 (Estimated)		Male:	Not Known		Female:	Not Known		Youth:	Not Known		
Output	Activity		KPI (Key Performance Indicator)	Responsible Entity	Timeframe						Total Budget Allocation	
	KPA (Key Performance Area)				FY14	FY15	FY16	FY17	FY18	FY19		FY20
Detailed planning & Tendering	Appointment of professionals Tendering for contractors, Professional Services	Contracts	PM Team	1 865 699	755 933	259 600	-	-	5 279 593	494 669	12 044 506	20 700 000
Construct access road to dam, Rehabilitation of dam	Site establishment - Physical construction	Certificate of completion	PM Team & Contractor (s)									
Exit Strategy - Handover	Hand over of completed facilities to RLM	Certificate of completion	PM Team & Contractor (s), RLM									
Total Project Budget:				1 865 699	755 933	259 600	-	-	5 279 593	494 669	12 044 506	20 700 000
Beneficiaries: (Community Specific)	Boitekong / members of the broader community		Project Partners/Associates:									Impala / RLM (RLM to take ownership and maintain after handover)



Library & Community Halls Capacitation LSA												
Project Name:	To contribute to the development of labour sending areas (Taung and Eastern Cape) Impala agrees not to have any infrastructure projects for this SLP but rather do capacitation of facilities (e.g. Libraries, clinics and computer centres, etc.) with equipment. We therefore do not specify the details of the programs but we commit to the principle of the proposed contributions and to the amounts budgeted. Any project under this initiative will be agreed to by all relevant stakeholders and it will be in line with identified community needs.											
Background:												
Geographical Location of Project:	LSA Communities	Project Start Date:	FY2016	Project End Date:	FY2021							
Total Expected No. of Jobs to be created:	Final number only available after feasibility	Male:	Not Known	Female:	Not Known	Youth:	Not Known					
Output	KPA (Key Performance Area)	KPI (Key Performance Indicator)	Responsible Entity	Timeframe								Total Budget Allocation
Detailed Scoping	Completion of Scope document	Scope document		FY14	FY16	FY17	FY18	FY19	FY20	FY21	5 000 000	
Sign off of final scope	Agreement on detailed scope with all stakeholders	Signed off scope document		3 729	-	49 996	-	-	-	4 946 275		
Installation Phase	Physical of the equipment or facilities	Installed equipment and facilities as per the agreed scope										
Exit Strategy - Handover project	Hand over of completed project											
Total Project Budget:				3 729	-	49 996	-	-	-	4 946 275	5 000 000	
Beneficiaries: (Community Specific)	Communities of labour sending areas			Project Partners/Associates:								
Progress Update:	Procurement process for capacitation of libraries in Eastern Cape and construction of National School Feeding scheme structures in Dr Ruth Segomotsi Mompati District is underway			Local Municipalities and Relevant Government Departments (Relevant entity to take ownership and maintain after hand over)								

ANNEXURE B: SECTION 5

Financial Provision



IMPALA PLATINUM LIMITED SOCIAL AND LABOUR PLAN

Section 102 Application





SECTION 5

5.1 FINANCIAL PROVISION

5.1.3 FINANCIAL PROVISION FOR LOCAL ECONOMIC DEVELOPMENT

Table 5.3: Financial Provision for the Local Economic Development

Beneficiary Organization or Project name	FY2014	FY2015	FY2016	FY2017	FY2018	FY2019	FY2020	FY2021	Total
Enterprise Development									
SMME Development	2 266 230	2 000 000	2 000 000	4 000 000	9 733 770	-	-	-	20 000 000
Total Enterprise Development	2 266 230	2 000 000	2 000 000	4 000 000	9 733 770	-	-	-	20 000 000
Education Initiatives									
Bursary (Bojanala, EC, Taung)	3 905 250	6 000 000	4 000 000	4 000 000	4 000 000	3 000 000	2 547 375	2 547 375	30 000 000
Novice & Learnerships (Bojanala, EC, Taung)	1 997 742	8 000 000	5 000 000	5 000 000	6 000 000	6 000 000	14 001 129	14 001 129	60 000 000
School Support & We Care Project	10 697 808	12 900 000	7 400 000	7 400 000	13 991 779	13 991 779	14 674 204	14 674 203	95 729 773
Total Education Initiatives	16 600 800	26 900 000	16 400 000	16 400 000	23 991 779	22 991 779	31 222 708	31 222 708	185 729 773
Infrastructure Projects									
Freedom Park - Clinic Construction	-	-	-	-	-	-	-	10 000 000	10 000 000
Freedom Park - Sports Facility Construction	-	-	-	-	-	-	-	8 000 000	8 000 000
Freedom Park - Community Infrastructure Upgrade	-	-	2 565 279	489 890	645 614	884 774	18 408 086	27 006 357	50 000 000
Mogono –Renovation of Community Hall	-	-	-	-	-	56 000	2 754 068	-	2 810 068

Beneficiary Organization or Project name	FY2014	FY2015	FY2016	FY2017	FY2018	FY2019	FY2020	FY2021	Total
Mogono (ward 3) – Roads & Storm Water Channels	-	-	198 371	16 776 124	488 372	-	-	-	17 462 867
Luka/Mogono - Construction of Recreational and Sport Facilities	-	-	-	-	-	-	-	20 000 000	20 000 000
Luka Makgotta Offices Upgrade	-	-	2 908 797	9 172 408	3 311 569	-155 117	-	-	15 237 657
Luka Water	-	-	-	1 990 035	2 079 515	18 519 065	910 411	-	23 499 026
Kanana – Construction of Multi-Purpose Centre and Library	-	-	198 371	7 045 867	13 413 370	2 012 797	494 439	-	23 164 845
Kanana – Roads and Storm Water Channels	-	-	-	532 703	2 950 378	-	-	-	3 483 081
Lefaragathe - Construction of Sport Facility	-	-	-	-	-	-	117 000	1 883 000	2 000 000
School Infrastructure	5 000 000	30 000 000	10 000 000	5 000 000	-	-	-	-	50 000 000
Boitekong Attenuation Dam Rehabilitation	1 865 699	755 933	259 600	-	-	5 279 593	494 669	12 044 506	20 700 000
Library & Community Halls Capacitating LSA	-	3 729	-	49 996	-	-	-	4 946 275	5 000 000
Total Infrastructure Initiatives	6 865 699	30 759 662	41 057 023	22 888 817	10 725 129	26 597 111	23 178 673	83 880 138	251 357 543
Total Housing	425 184 733	29 251 877	69 854 693	109 046 183	99 877 756	140 000 000	100 000 000	26 784 758	1 000 000 000
GRAND TOTAL	450 917 462	88 911 539	104 385 112	170 503 206	156 492 122	189 588 890	154 401 381	141 887 603	1 457 087 315

SECTION 6

Undertaking



IMPALA PLATINUM LIMITED SOCIAL AND LABOUR PLAN

Section 102 Application





SECTION 6

6.1 STATEMENT OF UNDERTAKING

I, _____ the undersigned and duly authorized thereto
by _____ (Company) undertake to adhere to the
information, requirements, commitments and conditions as set out in the social and labour plan.

Signed at _____ on this _____ day of _____ 20 _____

Signature of responsible person _____

Designation _____

Contact Details _____

Approved

Signed at _____ on this _____ day of _____ 20 _____

Signature of responsible person _____

Designation _____

Signed at _____ on this _____ day of _____ 20 _____


Signature of responsible person _____

Designation _____



IMPALA PLATINUM LIMITED
SOCIAL AND
LABOUR PLAN

Section 102 Application



June 2021



CONTENTS

SOCIO-ECONOMIC DEVELOPMENT PROGRAMMES.....303

SECTION 3 LOCAL ECONOMIC DEVELOPMENT PROGRAMMES304

 SOCIO ECONOMIC DEVELOPMENT304

ANNEXURE A – SECTION 3 LED PROJECT SHEETS.....307

 HOUSING AND LIVING CONDITIONS312

ANNEXURE B313

FINANCIAL PROVISION.....313

5.1 FINANCIAL PROVISION314

 5.1.3 FINANCIAL PROVISION FOR LOCAL ECONOMIC DEVELOPMENT315

UNDERTAKING319

6.1 STATEMENT OF UNDERTAKING.....320

SECTION 3

Socio-Economic Development Programmes



IMPALA PLATINUM LIMITED

SOCIAL AND LABOUR PLAN

Section 102 Application





SECTION 3 LOCAL ECONOMIC DEVELOPMENT PROGRAMMES

SOCIO ECONOMIC DEVELOPMENT

A. Background and Introduction

Impala Platinum Ltd (“Impala”) is the holder of 4 (four) converted mining right as executed on 12 December 2008 under DMRE Ref No NW30/5/1/2/2/130 – 133MR. The commitments in the original Social and Labour Plan (“SLP 1”) which came to an end in December 2013 were substantially implemented. The implementation thereof was subjected to regular compliance inspections by your department. Below are sequence of events as they happened.

1. The abovementioned converted Mining Rights were granted and executed on the 12 December 2008 in favour of Impala. The commitments in the original Social and Labour Plan (“SLP 1”) which came to an end in December 2013 were substantially implemented. The implementation thereof was subjected to regular compliance inspections by your department.
2. Impala submitted its SLP 2 to your office on the 13th December 2013 (“Original SLP 2”) for consideration and approval.
3. On the 10th and 11th of July 2014, officials from your office conducted a compliance inspection of Impala’s SLP 1 and also sought clarity on the submitted Original SLP 2.
4. The proposed changes were effected and an updated revised SLP 2 was submitted to your office on 1st September 2014 (“Revision 1, SLP 2”).
5. On 18th February 2015, a meeting was held with your department in which further additions and changes to SLP 2 were suggested by your office.
6. These changes were effected and a second revised SLP 2 was submitted to your office on the 3rd March 2015 (“Revision 2, SLP 2”).
7. On the 24th March 2015, the DMR granted Impala permission to proceed with the implementation of Section 3 of Revision 2, SLP 2.
8. It is our understanding, that the third iteration of the SLP 2 document, being Revision 2, SLP 2, submitted to your office on the 3rd March 2015 (as mentioned in 7 above) is the SLP 2 document currently under review by your office and remains unapproved.
9. Following your letter dated 12 March 2020, requesting Impala to submit proof of consultation with communities affected by the requested extension of completion date of LED programmes to December 2020, Impala has submitted such proof of public consultation to the DMRE on 20 October 2020.
10. Due to Covid delays in the implementation of LED programmes by December 2020 and as discussed with your department, Impala proceed to submit on 25 November 2020 (in



hard copy) and on 9 December 2020 (on SAMRAD), together with proof of public participation, a further Section 102 application to extend the period of implementation of the outstanding SLP 2 LED programmes till 30 June 2021 (“SLP 2 Amendment 2, 2020”). This SLP 2 Amendment 2, 2020 remains unapproved.

11. Impala further confirms that the following SLP 2 related documents is still unapproved and your final consideration thereof and recommendation for approval will be appreciated:
 - a. Revision 2, SLP 2 – The second revised SLP 2 that was submitted to your office on the 3rd March 2015 (referred to as Revision 2, SLP 2 in par 7 – 9 above).
 - b. SLP 2 Amendment 1, 2018 - The Section 102 SLP 2 amendment application as submitted on 5 October 2018 relating to only the revised Section 3 and revised Section 6 (referred to as SLP 2, Amendment 1, 2018 in par 10 above, with the exclusion of the revised Section 2 – HRD which is withdrawn)
 - c. SLP 2 Amendment 2, 2020 – The Section 102 SLP 2 amendment application as submitted on 25th November 2020 (in hard copy) and on 9 December 2020 (on SAMRAD) as referred to in par 10 above.
12. Impala further experienced delays to complete the infrastructure projects by the end of June 2021 as envisaged in the SLP Amendment 2, 2020 submitted on 25 November 2020 (in hard copy) and on 3 December 2020 (on SAMRAD). These delays were caused by among other factors, unavailability of suitable land for the Freedom Park Sport Facility, last minute changes to the designs of the new Freedom Park Clinic and community confirmations of specifications for the Luka Sport Facility. Impala hereby informs your office of its intention to submit a further SLP Section 102 amendment application to extend the implementation period of the outstanding LED infrastructure projects to December 2021. These challenges have since been resolved and procurement processes are underway. The affected communities of Freedom Park and Luka have been engaged through the councilors of the respective areas. The SLP Section 102 amendment application will include the Portfolio of Evidence of the public participation consultations with the affected communities with whom Impala consulted as well during 2020 on the previous extension application relating to SLP Amendment 2, 2020, to 30 June 2021.

B. SLP 2 Section 102 Application and approval

1. Impala therefore submits a further SLP 2 section 102 application to extend the implementation of outstanding LED projects to December 2021 (“the 4th extension date”). Detailed status updates for these projects are provided in the project sheets attached to this SLP 2 section 102 application as Annexure A.
2. Furthermore, to align the outstanding LED projects extension implementation date to December 2021 with the LED financial provision, attached please find as Annexure B the amended Section 5.1.3, Table 5.3 to provide for the updated financial provisions for LED projects.
3. Also included as Annexure C in this SLP 2 section 102 application is the PPP report that provides proof of engagements in support of this application.



4. The DMRE is requested to approve this SLP 2 section 102 application in terms of the MPRDA read with Regulation 44 of the MPRDA.
5. Once approved by the DMRE, the LED projects implementation dates and details relating to the respective projects, as provided for in the project sheets attached to this SLP 2 section 102 application as Annexure A, will replace the relevant LED projects implementation dates and detailed projects sheets in respect of SLP 2 and the SLP 2 section 102 application that was submitted on 25th November 2020, when / if approved.
6. Furthermore, once approved by the DMRE, Section 5.1.3, Table 5.3 relating to the updated financial provision for LED projects attached to this SLP 2 section 102 application as Annexure B, will replace the former Section 5.1.3, Table 5.3 relating to financial provision for LED projects in respect of SLP 2 and the SLP 2 section 102 application that was submitted on 25th November 2020, when / if approved.

ANNEXURE A: SECTION 3

LED Project Sheets



IMPALA PLATINUM LIMITED

SOCIAL AND LABOUR PLAN

Section 102 Application



Freedom Park – Construction of Sports Facility														
Project Name:	During stakeholder consultations, the task teams identified a project for the construction of a sport facility in the Freedom Park community (as per DP, page 183). It is the vision of Impala to become a significant contributor towards creating a vibrant and sustainable socio-economic environment within the communities in which it operates, through sports development. It was therefore decided to construct these facilities to provide access to sport to the learners of schools in Freedom Park and the broader community surrounding these schools.													
	Background:													
Geographical Location of Project:	Freedom Park		Project Start Date:			Project End Date: <td colspan="3">FY2022</td>			FY2022					
Total Expected No. of Jobs to be created:	Final number only available after feasibility		Male:		Not known		Female:		Not known		Youth:		Not known	
Output	Activity	KPI (Key Performance Indicator)		Timeframe									Total Budget Allocation	
		KPA (Key Performance Area)	Responsible Entity	FY14	FY15	FY16	FY17	FY18	FY19	FY20	FY21	FY22		
Feasibility Study	Feasibility Report	Completion of Report	Impala project team									514 587	485 413	1 000 000
Detailed Design	Construction and landscaping design	Completion of Design	Impala project team											
Sign off of Design and final scope	Agreement on detailed design with all stakeholders	Signed off design documentation	Impala project team/ Stakeholder Engagement/ Community Structures and RLM											
Construction Phase	Physical construction and establishment of the sport and recreational facilities	Completed facilities as per agreed scope and design	Impala project team										7 000 000	7 000 000
Exit Strategy - Handover	Hand over of completed facilities to RLM	Successful handover function and acceptance by community	Impala project team/ Stakeholder Engagement/ Community Structures and RLM											
Total Project Budget:	Learners of Freedom Park schools as well as members of the broader community		Project Partners/Associates:									Impala / RLM (RLM to take ownership and maintain after handover)		8 000 000
Beneficiaries: (Community Specific)	Confirmation of land allocated for the project was received from RLM in October 2020. However the land identified was not zoned for a sports facility. Impala approached North West Department of Education (NWDoE) Bojanala District Office for a land adjacent to Vukuzenzele Primary and Freedom Park high school as an alternative. The NWDoE department agreed for Impala to develop the sport facility on this land. Councillors in the area agreed to the land between the school provided the community has access to the facility. Commercial process to appoint the contractor is currently in finalisation stages.													
Progress Update:														

Freedom Park – Community Infrastructure Upgrade														
Project Name:	Freedom Park – Community Infrastructure Upgrade													
Background:	During stakeholder consultations, the task teams identified the need for the upgrade of Community Infrastructure such as a Roads and Street Lights (the quantities in terms of km of roads and amount of streetlights cannot be determined and will be communicated to DMR after completion of the feasibility) in Freedom Park. Upgrading of infrastructure offers a meaningful upliftment opportunity to the Freedom Park community very close to Impala operations. It was therefore decided to participate in a project to upgrade community infrastructure in Freedom Park.													
Geographical Location of Project:	Freedom Park	Project Start Date:	FY2017	Project End Date:	FY2022									
Total Expected No. of Jobs to be created:	Final number only available after feasibility	Male:	Not known	Female:	Not known	Youth:	Not known							
Output	KPA (Key Performance Area)	Activity	KPI (Key Performance Indicator)	Responsible Entity	Timeframe								Total Budget Allocation	
					FY14	FY15	FY16	FY17	FY18	FY19	FY20	FY21		FY22
Feasibility Study	Feasibility Report	Completion of Report	Completion of Report	Impala project team			2 049 642	232 499	645 614	884 774	18 408 086	1 615 070	26 164 315	50 000 000
Detailed Design	Construction and landscaping design	Completion of Design	Completion of Design	Impala project team										
Sign off of Design and final scope	Agreement on detailed design with all stakeholders	Signed off design documentation	Signed off design documentation	Impala, Community Structures and RLM										
Construction Phase	Physical construction	Completed facilities as per agreed scope and design	Completed facilities as per agreed scope and design	Impala project team										
Exit Strategy - Handover	Handover of completed facilities to RLM	Successful handover	Successful handover	Impala, Community Structures and RLM										
Total Project Budget:														
Beneficiaries: (Community Specific)	Members of the broader community in Freedom Park				Project Partners/Associates:								Impala /RLM (RLM to take ownership and maintain after handover)	
Progress Update:	During consultations, infrastructure needs identified were roads and school infrastructure in Freedom Park. To date, R24.6m of the commitment has been spent on construction of the Platinum Village and Freedom Park entrance road, fencing at two schools (Freedom Park Secondary and Vuku zenzele), planning and construction of the platform for the Early Childhood Development Centre. Construction of Freedom Park and Kuitwanong Roads were completed in June 2020. Renovations of Kuitwanong School of the deaf will be completed in early July. The Platinum Village Early Childhood Development Centre will accommodate Grade RR classroom that will feed the grade R at Platinum Village Primary School. This project will be completed in November 2021.													

Luka/Mogono - Construction of Recreational and Sport Facilities											
Project Name:	Luka/Mogono - Construction of Recreational and Sport Facilities										
Background:	During stakeholder consultations, the task teams identified a project for the construction of recreational and sport facilities in the Luka/Mogono communities. It is the vision of Impala to become a significant contributor towards creating a vibrant and sustainable socio-economic environment within the communities in which it operates, through sports development. It was therefore decided to construct these facilities to provide access to sport to the learners of schools in Luka/ Mogono and the broader community surrounding these schools.										
Geographical Location of Project:	Luka/Mogono	Project Start Date:	FY2020			Project End Date:			FY2022		
Total Expected No. of Jobs to be created:	Estimate 25 Temporary Jobs - (final number only available after feasibility)	Male:	Not known			Female:	Not known			Youth:	Not known
Output	Activity	Timeframe									
	KPI (Key Performance Indicator)	FY17	FY18	FY19	FY20	FY21	FY22	Total Budget Allocation			
Feasibility Study	Feasibility Report	Responsible Entity									
Detailed Design	Construction and landscaping design	Impala									
Sign off of Design and final scope	Agreement on detailed design with all stakeholders	Impala									
Construction Phase	Physical construction and establishment of the sport and recreational facilities	Impala / Community Structures and RBA									
Exit Strategy - Handover	Handover of completed facilities to RBA	Impala / Community Structures and RBA									
Total Project Budget:											20 000 000
Beneficiaries: (Community Specific)	Project Partners/Associates:										Impala / RBA (RBA) to take ownership and maintain after handover)
Progress Update:	Learners of Luka/Mogono schools as well as members of the broader community The stand has been identified and allocated for the facility. Leadership of Luka and Royal Bafokeng Sports have agreed on the designs and specifications. The tender is currently under evaluation.										



HOUSING AND LIVING CONDITIONS

SLP Commitment - Platinum Village deliver 2 420 houses (R1 billion) by 2017 depending on the off-take by employee

		Target	Plan/Delivered	Status
Phase 1	units	557	557	Completed
Phase 2	units	570	570	Completed
Phase 3	units	646	501	In Progress
Phase 4	units	647	500	Will commence when Phase 3 is completed
TOTAL		2420	2128	Shortfall 292 Apartment units

- Platinum Village Home Ownership have a mixed of 400 planned sectional title units (Apartment units) and 2 020 full title housing units. These units were offered to employees to purchase at cost price with an interest free loan over 20 years. Phase 1 and 2 of Platinum Village has been completed i.e. 108 sectional title units and 1 019 full title housing units.
- Phase 1 and 2 houses, all 1 019 full title units have been sold to employees and 10% to the private market. Unfortunately, the sectional title units are not favorable for home ownership and none of the completed 108 apartment units have been sold.
- The stand where 184 sectional title units were planned to be built has been allocated to build a Government Precinct with a SAPS, Clinic and various other government offices such as SASSA and Home Affairs Office.
- Impala hereby applies for a section 102 to reduce the sectional title units from 400 to 108, meaning that 292 sectional title units will no longer be constructed but as said above, the Government precinct will be in their place.
- The new total of housing units for Platinum Village will be **2 128** units.

ANNEXURE B: SECTION 5

Financial Provision



IMPALA PLATINUM LIMITED SOCIAL AND LABOUR PLAN

Section 102 Application





SECTION 5

5.1 FINANCIAL PROVISION

5.1.3 FINANCIAL PROVISION FOR LOCAL ECONOMIC DEVELOPMENT

Table 5.3: Financial Provision for the Local Economic Development

Beneficiary Organization or Project name	FY2014	FY2015	FY2016	FY2017	FY2018	FY2019	FY2020	FY2021	FY2022	Total
Enterprise Development										
SMME Development	2 266 230	2 000 000	2 000 000	4 000 000	9 733 770	-	-	-	-	20 000 000
Total Enterprise Development	2 266 230	2 000 000	2 000 000	4 000 000	9 733 770	-	-	-	-	20 000 000
Education Initiatives										
Bursary (Bojanala, EC, Taung)	3 905 250	6 000 000	4 000 000	4 000 000	4 000 000	3 000 000	2 547 375	2 547 375		30 000 000
Novice & Learnerships (Bojanala, EC, Taung)	1 997 742	8 000 000	5 000 000	5 000 000	6 000 000	6 000 000	14 001 129	14 001 129		60 000 000
School Support & We Care Project	10 697 808	12 900 000	7 400 000	7 400 000	13 991 779	13 991 779	14 674 204	14 674 203		95 729 773
Total Education Initiatives	16 600 800	26 900 000	16 400 000	16 400 000	23 991 779	22 991 779	31 222 708	31 222 707	-	185 729 773
Infrastructure Projects										
Freedom Park - Clinic Construction	-	-	-	-	-	-	-	2 150 151	7 849 849	10 000 000

Beneficiary Organization or Project name	FY2014	FY2015	FY2016	FY2017	FY2018	FY2019	FY2020	FY2021	FY2022	Total
Freedom Park - Sports Facility Construction	-	-	-	-	-	-	-	514 587	7 485 413	8 000 000
Freedom Park - Community Infrastructure Upgrade	-	-	2 049 642	232 499	645 614	884 774	18 408 086	1 615 070	26 164 315	50 000 000
Mogono – Renovation of Community Hall	-	-	-	-	-	56 000	2 754 068	-	-	2 810 068
Mogono (ward 3) – Roads & Storm Water Channels	-	-	198 371	16 776 124	488 372	-	-	-	-	17 462 867
Luka/Mogono - Construction of Recreational and Sport Facilities	-	-	-	-	-	-	-	-	20 000 000	20 000 000
Luka Makgotla Offices Upgrade	-	-	2 908 797	9 172 408	3 311 569	-155 117	-	-	-	15 237 657
Luka Water	-	-	-	1 990 035	2 079 515	18 519 065	910 411	-	-	23 499 026
Kanana – Construction of Multi-Purpose Centre and Library	-	-	198 371	7 045 867	13 413 370	2 012 797	494 439	-	-	23 164 845
Kanana – Roads and	-	-	-	532 703	2 950 378	-	-	-	-	3 483 081

Beneficiary Organization or Project name	FY2014	FY2015	FY2016	FY2017	FY2018	FY2019	FY2020	FY2021	FY2022	Total
Storm Water Channels										
Lefaragathe - Construction of Sport Facility	-	-	-	-	-	-	117 000	1 883 000		2 000 000
School Infrastructure	5 000 000	30 000 000	10 000 000	5 000 000	-	-	-	-		50 000 000
Boitekong Attenuation Dam Rehabilitation	1 865 699	755 933	259 600	-	-	5 279 593	494 669	12 044 506		20 700 000
Library & Community Halls										
Capacitating LSA	-	3 729	-	49 996	-	-	-	4 946 275		5 000 000
Total Infrastructure Initiatives	6 865 699	30 759 662	15 614 782	40 799 632	22 888 817	26 597 111	23 178 673	23 153 589	61 499 577	251 357 543
Total Housing	425 184 733	29 251 877	69 854 693	109 046 183	99 877 756	140 000 000	100 000 000	26 784 758	-	1 000 000 000
GRAND TOTAL	450 917 462	88 911 539	103 869 475	170 245 815	156 492 122	189 588 890	154 401 381	81 161 054	61 499 577	1 457 087 316

SECTION 6

Undertaking



IMPALA PLATINUM LIMITED SOCIAL AND LABOUR PLAN

Section 102 Application





SECTION 6

6.1 STATEMENT OF UNDERTAKING

I, _____ the undersigned and duly authorized thereto
by _____ (Company) undertake to adhere to the
information, requirements, commitments and conditions as set out in the social and labour plan.

Signed at _____ on this _____ day of _____ 20 _____

Signature of responsible person _____

Designation _____

Contact Details _____

Approved

Signed at _____ on this _____ day of _____ 20 _____

Signature of responsible person _____

Designation _____

Signed at _____ on this _____ day of _____ 20 _____

Signature of responsible person _____

Designation _____



CONTACT:

Olivia Phiri

Email: olivia.phiri@implats.co.za

www.implats.co.za