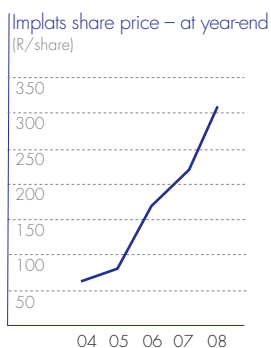
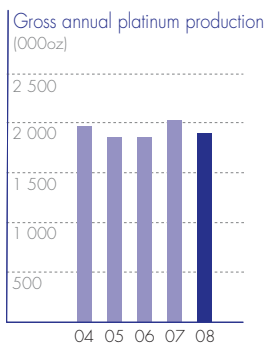


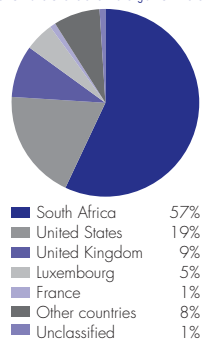
Key performance

- Safety – while the group’s LTIFR and FIFR improved, regrettably 12 employees lost their lives
- Significant mining rights obtained
- Production, excluding Lonmin material treated, increased by 2% while gross production decreased by 6% to 1.9Moz
- Revenue increased 19% to R37.6 billion
- Cost per platinum ounce* produced up by 17% to R6 930
- Gross margin improved to 47%
- Headline earnings 57% higher at R20.65 per share
- Capital expenditure increased 86% to R5.4 billion
- Dividend cover for the year reduced to 1.4
- Total dividend per share of R14.75 (final of R11.75 per share)

* Excluding share-based payments



Geographical distribution of shareholders as at 30 June 2008



Performance for the year

Production – 000oz

	FY2008	FY2007	% change
Group			
Refined platinum production	1 907	2 026	(5.9)
Refined PGM production	3 644	3 858	(5.5)
Impala			
Refined platinum production	1 044	1 055	(1.0)
Refined PGM production	1 841	1 872	(1.7)

Financial – rands

		FY2008	FY2007	% change
Revenue	(m)	37 619	31 482	19.5
Gross profit	(m)	17 731	14 472	22.5
Profit before tax	(m)	22 817	11 220	103.4
Profit for the year	(m)	17 705	7 325	141.7
Basic earnings per share	(c)	2 910	1 312	121.8
Headline earnings per share	(c)	2 065	1 312	57.4
Dividends per share	(c)	1 475	975	51.3
Cash net of debt	(m)	8 883	2 504	254.8
Revenue per platinum ounce sold	(R/oz)	21 528	17 057	26.2
Average rand exchange rate achieved	(R/\$)	7.32	7.26	0.8

Financial – dollars

		FY2008	FY2007	% change
Revenue	(m)	5 140	4 375	17.5
Gross profit	(m)	2 402	2 010	19.5
Profit before tax	(m)	3 102	1 558	99.1
Profit for the year	(m)	2 398	1 017	135.8
Basic earnings per share	(c)	394	182	116.5
Headline earnings per share	(c)	278	182	52.7
Dividends per share	(c)	203	136	49.3
Cash net of debt	(m)	1 120	355	215.5
Revenue per platinum ounce sold	(\$/oz)	2 941	2 369	24.1

Note: The dollar numbers are provided for convenience and have not been audited. Income and expenditure items have been calculated using the average exchange rate for the year. Sales are the actual dollar amounts.