



Safety first

SAFETY Employee and contractor safety takes priority at all Implats' operations, especially with regard to deep level mining and its greater associated risks. Accordingly, appropriate strategies have been instituted to eliminate workplace accidents and a mindset has been cultivated amongst all employees to ensure that issues relating to safety must be respected at all times.

Implats has set itself the objective that every operation within the Implats group will implement the OHSAS 18000 occupational health and safety management system over the next three years. We are also committed to working towards the 2013 milestones set by South Africa's Mine Health and Safety Council (MHSC), which include a target of zero fatalities and injuries, through constant and continuous improvement equivalent to current international benchmarks.

Despite the group's continued focus on safety, Implats' performance in this area during FY2006, as a group, improved marginally on the previous year: the Fatal Injury Frequency Rate (FIFR) and the Lost Time Injury Frequency Rate (LTIFR) improved by 9% and 4% respectively. Regrettably, seven employees lost their lives as a result of occupational accidents, with all seven fatalities occurring at our Rustenburg operations.

Three of the fatal injuries were as a result of incidents of Falls of Ground (FOG), which remains the highest fatal risk factor in our operations. The increase in FOG incidents is primarily attributable to employee failure in the 'make safe' and 'barring' practices. These shortcomings are being addressed via various programmes driven by visible leadership.

The group SHEQ codes, established and signed off by the Implats Executive Committee in our 2006 financial year (FY2006), are in the process of being implemented. The adoption of these SHEQ codes was the first step towards instituting group-wide standardisation and best practice in every aspect of Implats' operations.

The performance highlights for FY2006 from a safety perspective were those of Marula Platinum and Refineries, which achieved LTIFR improvements of 42% and 65% respectively.

Table 1: Operational safety performance.

	Fatality Rate			LTIFR		
	FY2006	FY2005	Improved (%)	FY2006	FY2005	Improved (%)
Rustenburg operations	0.083	0.052	(60)	4.14	4.23	2
Refineries	0.000	0.000	-	0.42	1.20	65
Marula Platinum	0.000	0.491	100	2.01	3.44	42
Zimplats	0.000	0.133	100	0.90	0.80	(13)
Mimosa	0.000	0.000	-	1.40	1.40	0
Implats total	0.063	0.069	9	3.41	3.57	4





Figure 1: Fatality Agencies (%), FY2005 and FY2006.

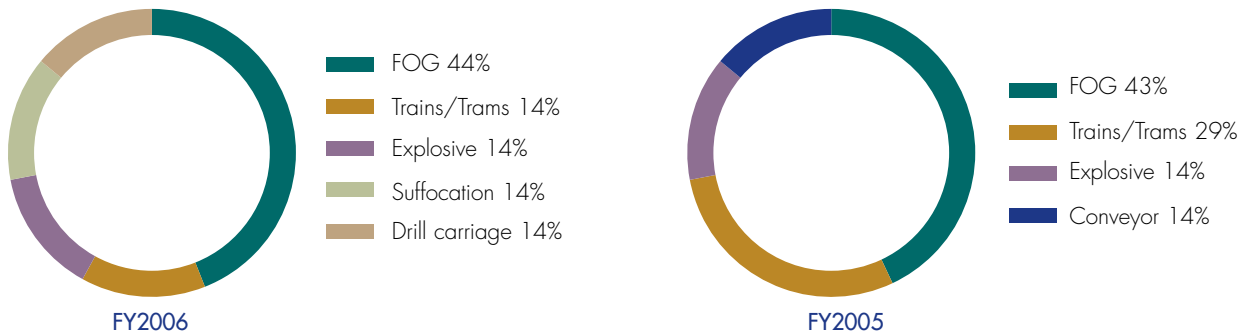


Figure 2: Fatality Injury Frequency Rate (FIFR) per million man hours worked, Implats total, FY2000 to FY2006.

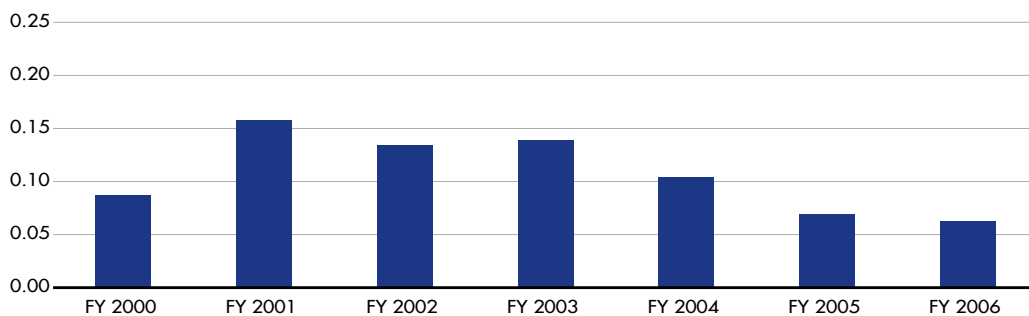
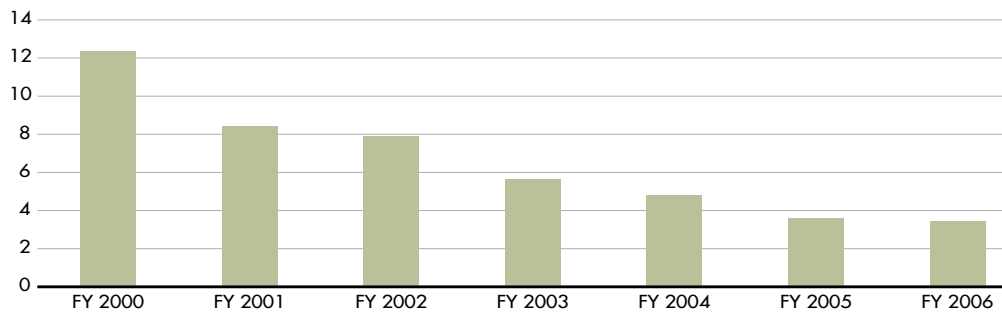




Figure 3: Lost Time Injury Frequency Rate (LTIFR) per million man hours worked, Implats total, FY2000 to FY2006.



Our overall safety objective is to achieve a group-wide improvement of 47% in LTIFR to 1.79 (see Table 2).

Table 2: Implats LTIFR targets for FY2007.

	Target FY2007	FY2006	Improvement (%)	FY2005
Rustenburg operations	2.11	4.13	49	4.23
Refineries	0.21	0.42	50	1.20
Marula Platinum	1.65	2.01	18	3.44
Zimplats	0.60	0.90	33	0.65
Mimosa	0.78	1.40	44	1.40
Implats total	1.79	3.41	47	3.57