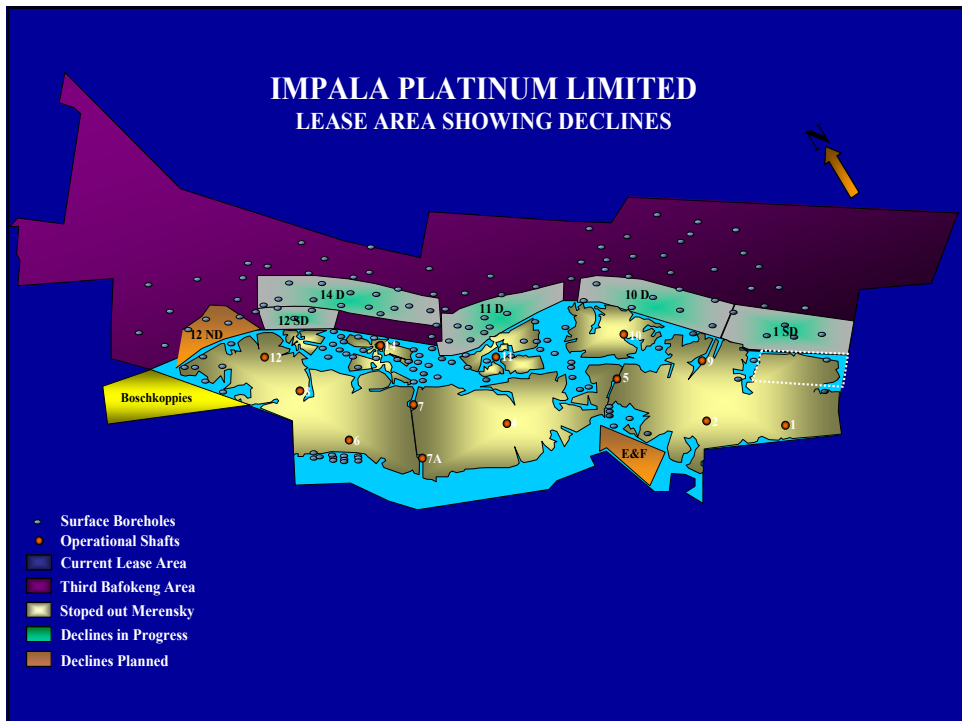


Mechanised mining at 12 shaft





www.implats.co.za



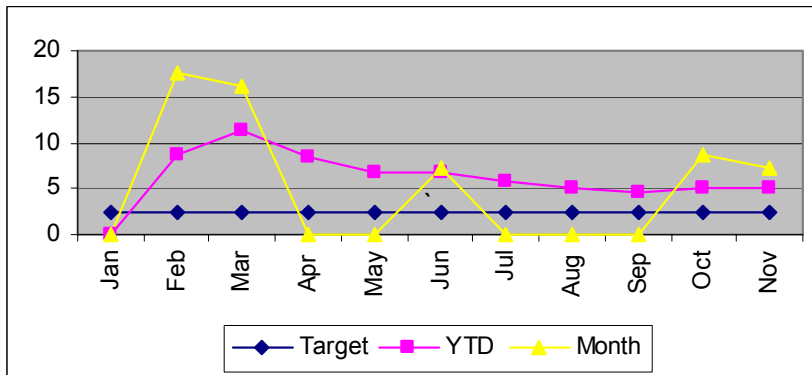
SAFETY



Safety results



www.implats.co.za





www.implats.co.za



BUSINESS OVERVIEW



5

Impala vs mechanised production



www.implats.co.za



	FY2004	FY2005 – year to date	
	Impala	Conventional	Mechanised
Contribution to production	4%		8%
Unit costs:			
Cost/tonne (R)	280	347	307
Cash cost/Pt oz (R)	4 023	4 000	4 300
Cash margin (excl cap.)	46%	48%	44%

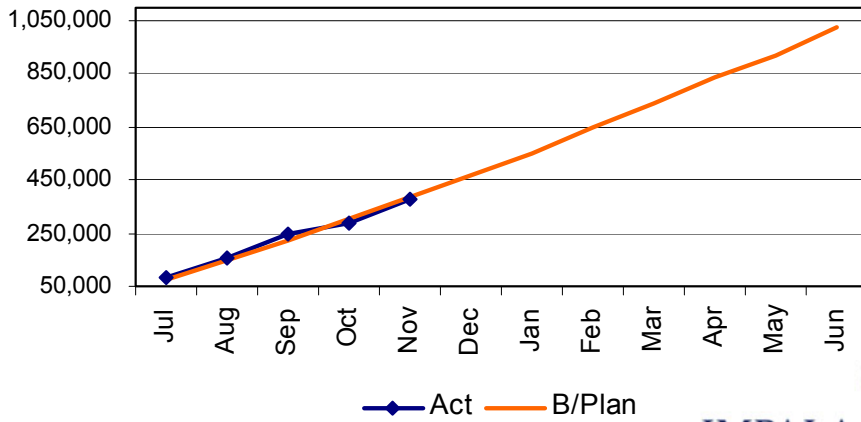


6

Actual vs plan 2005 - Tonnes profile



www.implats.co.za



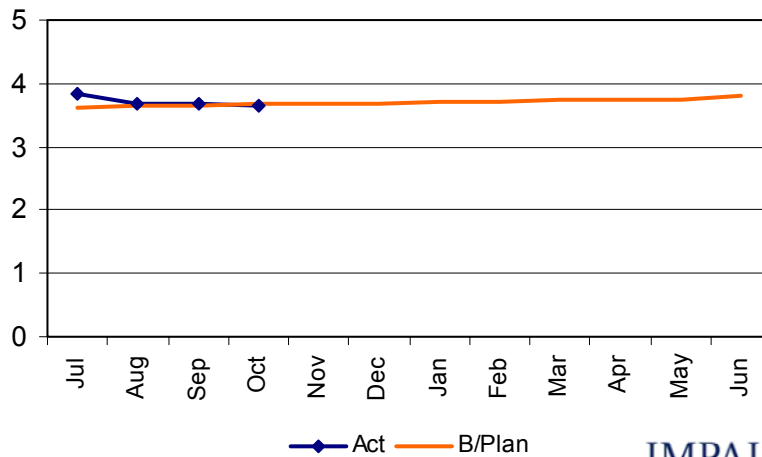
IMPALA

7

PGM grade



www.implats.co.za



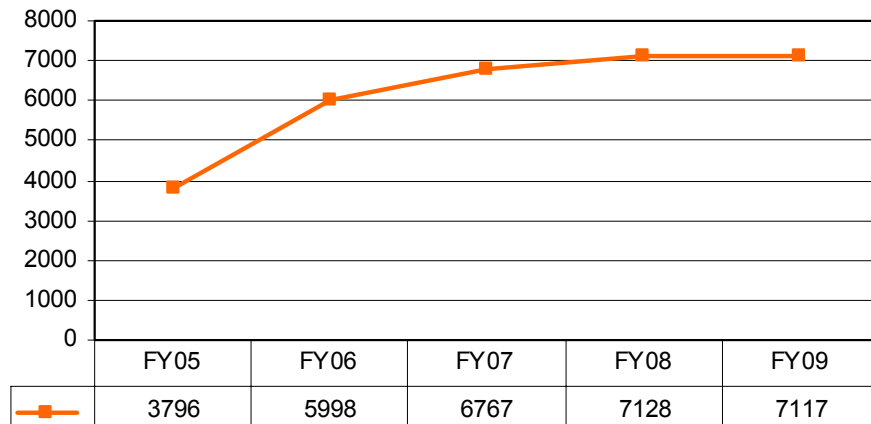
IMPALA

8

Five-year PGM profile: 12 Shaft



www.implats.co.za

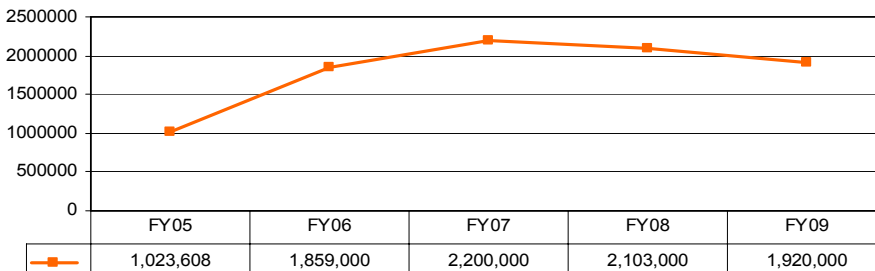


9

Five-year tonnes profile: 12 and 14 Shafts



www.implats.co.za



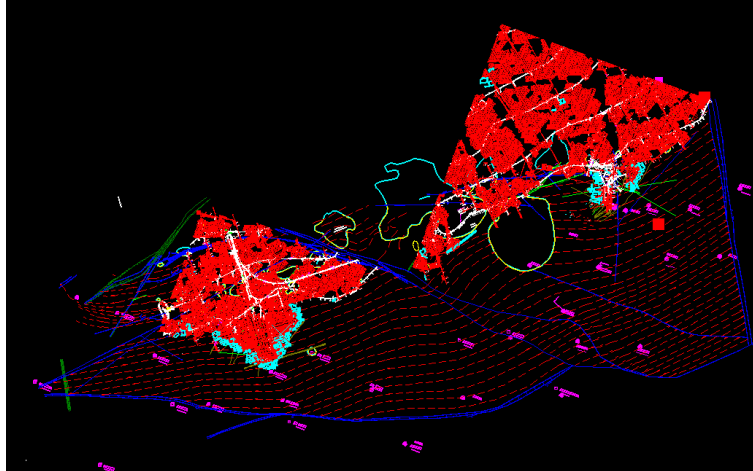
% of Impala	8%	11%	14%	13%	12%

10

12 Shaft Decline



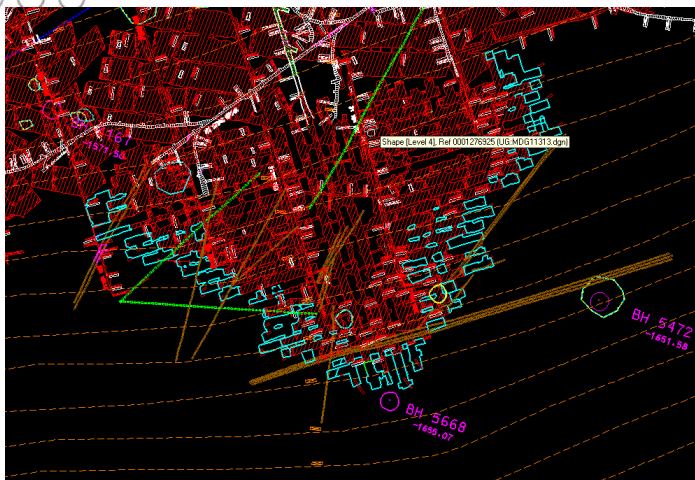
www.implats.co.za



12 Shaft South Decline



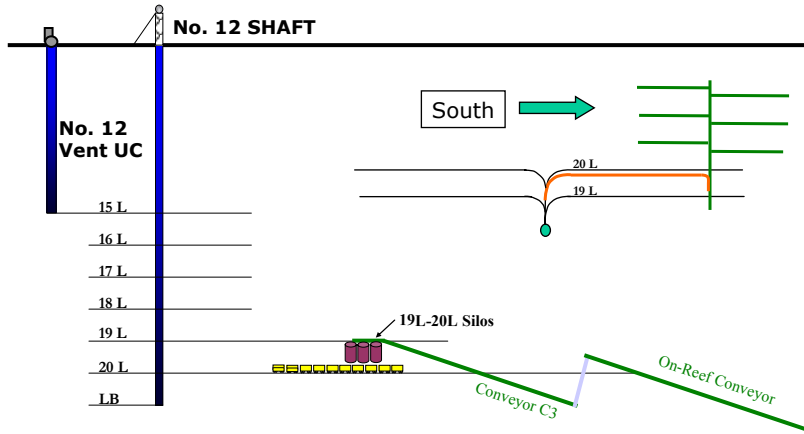
www.implats.co.za



Schematic - 12 Shaft South Decline



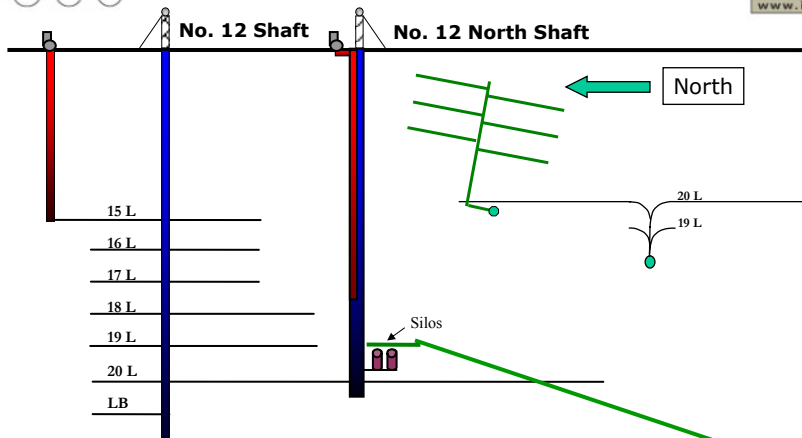
www.implats.co.za



Schematic - 12 North Shaft Decline



www.implats.co.za

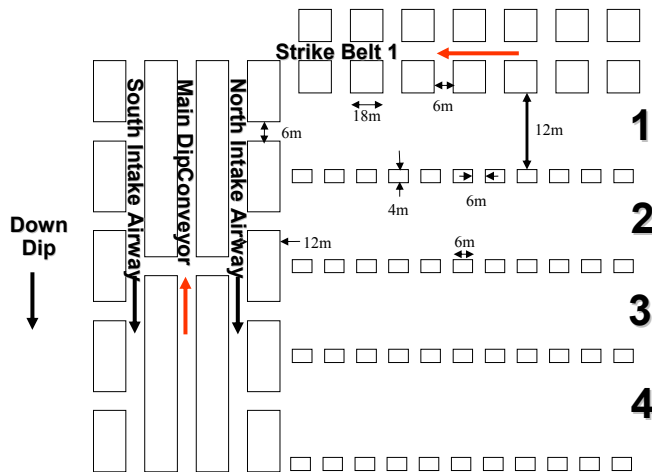




LAYOUTS



Bord-and-pillar mining layout





www.implats.co.za



Mechanised equipment



17



www.implats.co.za



Slinging of equipment down 12 Shaft



18

Narrow reef equipment



LP single-boom
drill rig drilling
a 12-metre
bord

19

Narrow reef equipment



LP Load haul
dumper (LHD)
cleaning a
12-metre bord

20

Strike conveyor belt



www.implats.co.za



21

Conveyor C4



www.implats.co.za



22

Conveyor C3



www.implats.co.za



23

Workshop



www.implats.co.za



24




www.impalats.co.za



CLOSURE



Mechanised mining at 12 shaft



Investor visit
1 Dec 2004

